



ALGARVE CLASSIC FESTIVAL 2019

Autódromo Internacional do Algarve

MRL 50s SPORTS CARS

31 October - 3 November 2019

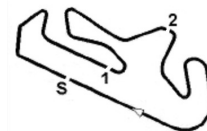
Laps and Sector Times - Race

Autodromo Internacional Algarve - 4652 mtr.

3 Ward-Ward-Ward								Frazer Nash Le Mans Rep									
lap	Sect-1	Speed	Sect-2	Speed	Sect-3	Speed	lap time	Top Speed	lap	Sect-1	Speed	Sect-2	Speed	Sect-3	Speed	lap time	Top Speed
1	59.322	100.2	54.514	92.4	1:01.560		2:55.396	131.2	4	51.704	107.0	54.512	89.3	1:01.047		2:47.263	157.7
2	54.633	103.6	55.203	94.2	1:02.505		2:52.341	151.7	5	53.491	110.8	1:01.535	86.1	1:05.378		3:00.404	161.2
3	51.833	103.7	54.242	94.3	1:00.089		2:46.164	155.8	6	54.333	102.9	56.806	82.1	1:03.936		2:55.075	146.9

7 Paul-Bourne								Lotus XI									
lap	Sect-1	Speed	Sect-2	Speed	Sect-3	Speed	lap time	Top Speed	lap	Sect-1	Speed	Sect-2	Speed	Sect-3	Speed	lap time	Top Speed
1	53.951	115.8	49.232	80.3	53.353		2:36.536	148.8	25	53.364	105.7	58.312	69.4	Pit In		3:02.387	161.7
2	45.973	120.1	48.413	83.3	53.561		2:27.947	177.6	26	Pit Out	89.9	55.960	77.7	57.887		4:28.175	
3	45.274	124.0	47.901	83.3	53.340		2:26.515	186.2	27	49.109	112.6	51.992	79.1	54.485		2:35.586	164.1
4	44.565	111.0	48.368	87.7	54.087		2:27.020	193.2	28	46.762	118.6	48.952	83.1	53.381		2:29.095	176.8
5	45.008	128.1	47.062	82.7	53.410		2:25.480	191.2	29	46.452	118.3	48.684	83.9	54.137		2:29.273	187.2
6	46.858	128.0	53.107	79.6	1:01.294		2:41.259	156.1	30	45.683	123.3	47.687	85.2	52.763		2:26.133	186.5
7	47.718	101.0	52.293	72.8	57.790		2:37.801	173.9	31	45.384	124.1	46.833	90.5	52.255		2:24.472	187.2
8	47.487	101.5	49.526	76.0	53.136		2:30.149	182.4	32	46.670	119.9	49.375	83.9	54.035		2:30.080	189.8
9	44.735	123.9	47.587	74.0	52.857		2:25.179	192.2	33	47.201	113.6	50.209	84.4	56.953		2:34.363	186.2
10	44.685	133.2	47.881	74.6	52.948		2:25.514	192.9	34	47.722	111.5	49.384	83.3	54.123		2:31.229	183.7
11	44.552	128.1	47.479	74.5	52.927		2:24.958	192.5	35	46.418	115.8	47.166	92.1	51.921		2:25.505	183.4
12	50.470	99.6	57.589	70.1	1:02.504		2:50.563	177.0	36	45.724	125.0	48.586	89.9	51.944		2:26.254	187.5
13	52.573	100.8	57.107	69.0	58.788		2:48.468	186.5	37	44.412	132.8	45.806	93.0	51.331		2:21.549	189.1
14	50.273	108.0	53.892	66.6	55.443		2:39.608	183.1	38	43.937	121.9	45.829	95.2	51.516		2:21.282	189.1
15	49.390	106.7	50.651	76.7	54.459		2:34.500	190.5	39	43.078	133.2	44.966	92.4	51.011		2:19.055	190.5
16	47.015	125.4	48.854	77.8	54.424		2:30.293	187.2	40	44.959	105.3	48.899	84.9	55.469		2:29.327	191.8
17	46.154	121.9	49.594	71.1	53.433		2:29.181	190.8	41	47.053	115.3	48.356	88.9	55.113		2:30.522	178.5
18	45.985	125.0	49.095	72.0	53.803		2:28.883	189.8	42	45.202	119.2	46.885	94.6	52.040		2:24.127	189.1
19	51.661	103.3	57.144	68.4	Pit In		2:59.947	176.8	43	44.233	125.9	46.075	91.5	51.082		2:21.390	187.2
20	Pit Out	103.3	54.850	69.0	55.986		4:19.015		44	42.775	129.3	44.545	107.2	51.160		2:18.480	191.8
21	46.643	119.1	49.301	72.1	53.876		2:29.820	187.8	45	42.619	131.7	44.786	94.0	50.025		2:17.430	191.5
22	50.899	97.1	57.312	77.0	59.753		2:47.964	181.5	46	44.180	124.0	44.529	98.4	49.968		2:18.677	193.2
23	50.828	99.2	1:01.225	67.1	1:07.045		2:59.098	185.9	47	42.834	125.1	44.881	92.3	49.487		2:17.202	192.2
24	53.933	93.9	59.169	65.1	1:02.038		2:55.140	171.4	48								

17 Monteverde-Pearson								Lister Jaguar Costin									
lap	Sect-1	Speed	Sect-2	Speed	Sect-3	Speed	lap time	Top Speed	lap	Sect-1	Speed	Sect-2	Speed	Sect-3	Speed	lap time	Top Speed
1	48.756	126.6	46.477	88.2	52.985		2:28.218	172.8	26	49.718	105.1	53.636	76.7	59.303		2:42.657	190.8
2	43.106	128.0	45.696	95.3	52.500		2:21.302	203.8	27	49.060	102.0	53.066	79.8	Pit In		2:47.515	183.7
3	41.964	130.4	44.773	95.7	52.515		2:19.252	208.1	28	Pit Out	121.9	49.442	79.2	53.288		4:01.597	
4	41.178	131.4	44.751	90.8	50.921		2:16.850	213.4	29	46.188	106.6	48.616	79.2	53.682		2:28.486	192.9
5	41.404	131.4	44.356	93.9	50.412		2:16.172	207.3	30	45.269	126.0	47.369	76.6	53.349		2:25.987	204.2
6	42.860	111.7	50.737	87.1	57.428		2:31.025	202.2	31	46.503	117.0	48.146	84.7	53.613		2:28.262	182.7
7	43.928	124.4	49.800	85.2	55.260		2:28.988	196.0	32	44.696	117.8	47.136	78.5	54.887		2:26.719	203.0
8	43.582	117.0	47.359	88.7	52.413		2:23.354	191.8	33	45.616	113.8	47.451	82.0	53.868		2:26.935	195.7
9	42.948	115.9	46.035	89.3	51.546		2:20.529	206.1	34	44.963	112.9	48.501	75.8	54.067		2:27.531	206.1
10	42.022	110.8	45.862	90.6	51.486		2:19.370	208.1	35	46.280	113.3	49.470	78.1	54.910		2:30.660	207.7
11	42.352	120.3	45.251	91.1	51.036		2:18.639	206.5	36	45.177	119.9	47.692	84.8	53.149		2:26.018	197.4
12	42.627	115.9	48.497	84.2	54.011		2:25.135	215.1	37	45.001	120.8	47.815	81.2	52.846		2:25.662	198.2
13	47.265	103.9	51.854	83.2	56.425		2:35.544	199.3	38	45.176	122.9	47.033	75.8	52.754		2:24.963	204.9
14	48.274	115.4	50.885	83.4	Pit In		2:41.350	200.7	39	44.315	119.1	46.364	82.4	51.582		2:22.261	189.1
15	Pit Out	115.5	49.156	84.5	55.518		2:54.000		40	43.126	121.3	46.678	90.0	51.731		2:21.535	213.9
16	45.230	108.9	48.065	86.5	53.351		2:26.646	205.7	41	44.302	109.9	46.392	75.6	51.248		2:21.942	199.6
17	44.488	114.5	47.020	87.9	52.243		2:23.751	208.9	42	44.264	118.8	47.632	80.8	58.480		2:30.376	203.8
18	43.316	116.5	47.411	85.4	Pit In		2:30.552	199.3	43	45.395	108.2	48.182	78.8	54.234		2:27.811	190.1
19	Pit Out	103.2	53.330	77.5	57.956		4:06.980		44	44.386	120.3	46.531	79.6	52.276		2:23.193	191.8
20	48.428	108.5	51.364	83.6	56.884		2:36.676	194.2	45	43.316	116.0	46.205	86.2	50.759		2:20.280	198.2
21	47.487	107.4	50.130	82.6	55.286		2:32.903	197.8	46	43.504	125.6	46.645	81.0	51.664		2:21.813	210.9
22	45.890	110.0	49.164	85.0	54.981		2:30.035	194.9	47	43.538	122.9	46.912	76.9	50.432		2:20.882	211.8
23	47.280	107.0	50.627	78.5	56.260		2:34.167	193.9	48	42.601	117.5	45.938	79.1	50.252		2:18.791	204.2
24	46.825	102.8	53.889	82.3	59.848		2:40.562	202.6	49	43.351	124.1	45.411	75.9	50.606		2:19.368	197.4
25	49.535	104.8	54.695	77.0	59.205		2:43.435	191.8	50								


ALGARVE CLASSIC FESTIVAL 2019

Autódromo Internacional do Algarve

MRL 50s SPORTS CARS

31 October - 3 November 2019

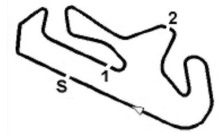
Laps and Sector Times - Race

Autodromo Internacional Algarve - 4652 mtr.

19 Emmerling-Hooper									Elva MkV								
lap	Sect-1	Speed	Sect-2	Speed	Sect-3	Speed	lap time	Top Speed	lap	Sect-1	Speed	Sect-2	Speed	Sect-3	Speed	lap time	Top Speed
1	54.773	95.6	50.226	86.8	55.679		2:40.678	131.7	23	55.268	87.2	59.176	75.4	1:06.013		3:00.457	136.0
2	48.744	102.0	49.606	86.5	56.169		2:34.519	162.9	24	53.284	93.2	57.952	70.6	1:02.151		2:53.387	152.5
3	46.330	106.7	48.449	80.8	55.183		2:29.962	173.4	25	52.708	92.8	55.676	71.8	1:00.699		2:49.083	154.1
4	46.022	<u>110.1</u>	47.806	83.9	<u>54.242</u>		2:28.070	172.8	26	51.383	91.3	54.537	75.6	59.928		2:45.848	152.3
5	46.308	104.5	48.239	87.5	56.321		2:30.868	173.6	27	50.881	93.8	53.347	78.8	58.669		2:42.897	164.4
6	47.799	109.6	53.687	81.0	1:01.673		2:43.159	158.4	28	50.714	88.7	54.926	70.5	59.112		2:44.752	161.2
7	50.301	82.3	52.074	81.4	57.445		2:39.820	159.5	29	50.700	96.5	53.505	77.6	58.333		2:42.538	162.7
8	48.186	85.8	50.351	84.8	54.377		2:32.914	171.7	30	49.838	105.0	51.719	81.9	57.225		2:38.782	161.7
9	46.688	94.4	49.216	82.6	54.347		2:30.251	172.5	31	50.436	98.8	52.278	81.6	56.638		2:39.352	162.4
10	<u>45.900</u>	106.0	<u>47.642</u>	87.6	54.281		<u>2:27.823</u>	<u>175.0</u>	32	51.323	95.6	52.906	77.5	58.713		2:42.942	163.9
11	46.789	92.0	53.248	73.3	58.038		2:38.075	<u>175.0</u>	33	52.887	97.8	55.409	72.7	59.455		2:47.751	151.5
12	53.915	83.1	57.524	72.9	1:01.926		2:53.365	151.9	34	50.769	101.8	52.373	81.8	58.125		2:41.267	157.9
13	53.114	83.1	55.038	77.7	58.195		2:46.347	167.3	35	49.907	106.8	51.420	76.5	56.811		2:38.138	161.2
14	50.846	96.6	50.649	81.3	57.147		2:38.642	168.8	36	51.026	97.2	53.108	73.5	Pit In		<u>2:51.487</u>	158.6
15	51.351	101.9	49.137	<u>88.7</u>	55.671		2:36.159	156.5	37	Pit Out	92.1	54.161	71.7	59.929		<u>4:40.931</u>	
16	49.019	103.3	50.702	85.4	55.438		2:35.159	145.7	38	49.343	100.0	58.189	71.5	1:03.768		2:51.300	167.7
17	51.171	104.3	50.749	80.6	57.304		2:39.224	148.4	39	51.029	96.9	54.334	75.7	1:01.779		2:47.142	163.4
18	49.970	94.1	53.204	74.1	Pit In		<u>2:51.687</u>	156.3	40	49.836	100.0	52.601	79.9	58.512		2:40.949	167.2
19	Pit Out	87.3	1:00.725	73.9	1:01.275		<u>4:31.788</u>		41	49.946	88.5	55.596	70.9	1:01.536		2:47.078	167.2
20	50.852	100.7	53.399	76.8	57.417		2:41.668	155.4	42	51.705	94.7	55.237	77.5	1:01.290		2:48.232	163.6
21	49.184	109.8	51.363	84.0	56.253		2:36.800	164.1	43	51.291	99.3	51.974	82.8	59.418		2:42.683	154.1
22	49.337	109.6	51.017	83.1	58.266		2:38.620	166.7	44	50.053	99.5	53.981	82.6	57.942		2:41.976	171.7

20 Friedrichs-Blakeney-Edwards									Jaguar C-type								
lap	Sect-1	Speed	Sect-2	Speed	Sect-3	Speed	lap time	Top Speed	lap	Sect-1	Speed	Sect-2	Speed	Sect-3	Speed	lap time	Top Speed
1	50.768	<u>125.9</u>	47.377	84.6	53.716		2:31.861	166.2	25	50.676	103.5	54.785	72.8	59.267		2:44.728	172.2
2	46.052	114.0	48.391	86.8	53.392		2:27.835	177.0	26	48.893	114.2	52.593	76.8	58.830		2:40.316	181.8
3	44.577	121.3	47.182	80.8	52.429		2:24.188	184.0	27	47.532	115.1	51.535	74.9	56.350		2:35.417	184.3
4	44.009	111.3	46.564	83.1	52.057		2:22.630	183.1	28	49.314	114.0	51.384	77.4	55.874		2:36.572	181.8
5	<u>43.682</u>	115.6	<u>46.556</u>	78.3	<u>51.661</u>		<u>2:21.899</u>	185.9	29	46.859	119.6	49.701	79.6	54.735		2:31.295	183.4
6	45.452	107.8	52.422	79.4	1:01.118		2:38.992	170.6	30	46.877	116.6	49.634	78.5	54.032		2:30.543	177.0
7	46.364	110.8	50.156	74.4	57.174		2:33.694	174.2	31	46.654	116.0	49.571	76.2	54.426		2:30.651	184.0
8	46.402	108.2	50.371	73.6	54.480		2:31.253	173.6	32	46.715	120.3	49.205	75.5	54.464		2:30.384	179.7
9	45.266	110.8	48.163	77.8	53.325		2:26.754	178.2	33	46.444	106.7	49.756	77.1	54.649		2:30.849	179.1
10	44.063	113.8	47.859	82.5	53.767		2:25.689	185.9	34	47.622	111.0	52.776	82.4	57.878		2:38.276	180.6
11	44.105	118.7	47.328	82.9	52.457		2:23.890	<u>191.5</u>	35	48.791	118.6	51.979	74.7	56.214		2:36.984	176.8
12	48.922	97.6	54.456	73.4	59.768		2:43.146	176.2	36	46.731	106.6	49.646	79.4	54.788		2:31.165	183.1
13	50.174	97.9	55.727	73.8	57.530		2:43.431	177.6	37	46.688	112.5	49.259	81.6	54.036		2:29.983	174.5
14	50.410	103.3	52.332	76.8	54.479		2:37.221	170.9	38	45.470	117.5	48.969	82.4	53.834		2:28.273	181.8
15	47.681	101.9	50.952	76.9	53.516		2:32.149	182.4	39	45.434	114.4	48.631	88.4	Pit In		<u>2:36.556</u>	181.8
16	47.137	112.3	48.858	80.4	53.054		2:29.049	176.2	40	Pit Out	119.6	46.716	<u>93.1</u>	52.269		<u>3:54.772</u>	
17	46.332	112.0	49.167	81.8	52.834		2:28.333	178.8	41	45.014	118.8	49.531	76.6	59.074		2:33.619	186.5
18	46.553	113.3	48.750	83.3	52.275		2:27.578	172.8	42	47.357	107.1	49.668	79.9	55.556		2:32.581	179.4
19	46.980	107.0	53.412	70.8	59.020		2:39.412	175.9	43	46.781	103.0	49.247	78.3	53.221		2:29.249	181.2
20	50.872	103.1	55.002	68.2	59.399		2:45.273	174.5	44	46.143	103.9	48.659	81.9	52.524		2:27.326	180.0
21	49.779	108.1	51.398	70.4	Pit In		<u>2:45.365</u>	150.8	45	45.596	111.9	47.527	85.4	51.995		2:25.118	185.2
22	Pit Out	118.9	49.075	82.2	54.523		<u>3:59.275</u>		46	44.085	109.0	47.177	87.4	51.736		2:22.998	188.2
23	46.481	110.4	49.484	81.0	57.552		2:33.517	184.3	47	43.872	111.7	47.074	90.7	51.897		2:22.843	191.2
24	51.567	100.7	58.203	70.4	1:02.504		2:52.274	177.6	48								

26 Hartogs-Nuthall									Lotus 15 Series 3								
lap	Sect-1	Speed	Sect-2	Speed	Sect-3	Speed	lap time	Top Speed	lap	Sect-1	Speed	Sect-2	Speed	Sect-3	Speed	lap time	Top Speed
1	50.833	113.0	46.717	89.6	52.036		2:29.586	158.4	25	52.332	85.4	57.474	76.5	1:00.254		2:50.060	158.8
2	44.407	114.6	46.340	94.2	51.770		2:22.517	194.2	26	51.961	91.2	56.178	74.6	Pit In		2:56.482	160.5
3	42.781	116.5	45.591	93.7	51.032		2:19.404	198.2	27	Pit Out	104.4	50.863	74.1	52.771		<u>4:02.040</u>	
4	43.387	<u>127.4</u>	45.346	94.3	50.587		2:19.320	197.8	28	45.965	109.5	48.264	76.3	52.199		2:26.428	176.5
5	43.409	126.6	45.065	93.9	50.526		2:19.000	196.4	29	46.706	106.7	49.053	81.3	53.444		2:29.203	173.6



ALGARVE CLASSIC FESTIVAL 2019

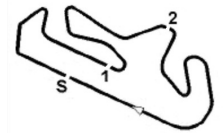
Autódromo Internacional do Algarve

MRL 50s SPORTS CARS
31 October - 3 November 2019
Laps and Sector Times - Race
Autodromo Internacional Algarve - 4652 mtr.

6	44.153	102.3	52.151	76.2	58.999	2:35.303	191.5	30	46.223	111.6	49.156	83.6	54.405	2:29.784	173.1
7	45.903	105.3	49.631	82.9	54.554	2:30.088	177.9	31	45.609	113.4	48.526	78.3	51.384	2:25.519	173.6
8	44.666	116.9	48.682	83.1	52.598	2:25.946	183.4	32	45.363	114.4	47.720	82.5	51.780	2:24.863	170.9
9	44.912	110.8	46.627	90.4	51.846	2:23.385	187.8	33	46.487	110.5	49.156	83.1	51.382	2:27.025	182.7
10	44.314	106.5	46.751	88.8	50.670	2:21.735	196.7	34	46.156	116.3	49.383	79.2	52.346	2:27.885	180.9
11	43.490	122.6	45.299	94.1	50.480	2:19.269	196.0	35	47.281	111.6	48.643	78.8	51.837	2:27.761	176.2
12	45.044	114.5	49.973	82.6	53.118	2:28.135	<u>200.7</u>	36	44.958	114.9	47.253	81.4	50.867	2:23.078	181.2
13	47.341	107.9	54.691	78.7	55.982	2:38.014	191.2	37	44.608	111.2	46.944	87.0	50.781	2:22.333	181.5
14	48.116	102.5	52.645	78.8	55.904	2:36.665	191.5	38	45.087	114.9	46.766	89.1	51.208	2:23.061	171.2
15	48.708	103.0	50.811	81.6	54.646	2:34.165	181.8	39	44.524	108.7	48.166	87.1	52.259	2:24.949	178.2
16	47.426	103.4	49.113	86.0	53.939	2:30.478	180.3	40	44.953	109.1	47.225	88.1	51.339	2:23.517	175.6
17	47.532	110.0	49.994	77.5	54.046	2:31.572	176.2	41	45.770	117.5	48.860	80.0	54.135	2:28.765	162.2
18	48.206	109.6	50.296	78.4	Pit In	<u>2:42.113</u>	177.6	42	45.780	109.9	49.693	81.3	54.697	2:30.170	178.5
19	Pit Out	92.0	56.075	69.2	58.537	4:13.547		43	45.725	112.0	47.688	83.4	52.501	2:25.914	164.6
20	50.088	106.6	54.523	71.9	57.286	2:41.897	169.8	44	45.042	106.8	48.004	77.6	51.430	2:24.476	178.8
21	49.613	104.2	52.477	80.9	54.409	2:36.499	163.4	45	44.993	112.5	47.640	85.4	50.769	2:23.402	172.0
22	49.291	98.4	52.024	73.8	54.549	2:35.864	173.6	46	45.147	115.1	46.394	88.3	51.529	2:23.070	163.6
23	48.829	107.9	52.160	78.4	56.825	2:37.814	171.7	47	44.421	119.5	<u>44.428</u>	<u>97.9</u>	<u>49.346</u>	2:18.195	196.4
24	54.880	82.4	58.668	66.6	1:02.228	2:55.776	141.2	48	<u>42.476</u>	122.9	44.735	92.0	49.621	<u>2:16.832</u>	194.2

53 Reed-Snowdon								Aston Martin DB2									
lap	Sect-1	Speed	Sect-2	Speed	Sect-3	Speed	lap time	Top Speed	lap	Sect-1	Speed	Sect-2	Speed	Sect-3	Speed	lap time	Top Speed
1	51.539	122.7	48.424	86.5	53.851		2:33.814	158.6	23	54.279	108.4	58.327	70.2	1:03.730		2:56.336	141.0
2	46.139	121.2	48.803	87.2	53.934		2:28.876	181.8	24	52.619	101.1	56.517	75.6	1:01.863		2:50.999	154.5
3	44.217	119.2	48.052	85.9	53.834		2:26.103	189.5	25	51.366	104.3	55.049	75.3	59.237		2:45.652	163.6
4	44.498	<u>133.2</u>	47.439	<u>92.4</u>	53.203		2:25.140	192.2	26	50.762	103.6	53.601	75.2	58.555		2:42.918	166.9
5	<u>44.094</u>	123.9	<u>47.330</u>	87.6	<u>52.862</u>		<u>2:24.286</u>	<u>194.9</u>	27	49.630	103.5	53.802	75.5	58.090		2:41.522	170.9
6	45.293	126.0	52.160	74.1	1:00.375		2:27.828	176.5	28	51.027	94.3	54.190	74.1	59.693		2:44.910	161.2
7	47.266	115.1	51.339	81.7	56.360		2:34.965	169.0	29	52.318	99.6	55.082	76.5	58.219		2:45.619	170.9
8	45.091	121.9	48.744	84.4	54.398		2:28.233	181.2	30	49.397	106.0	52.345	79.6	59.691		2:41.433	168.8
9	44.872	120.7	48.553	78.3	54.111		2:27.536	185.2	31	49.177	107.5	52.745	81.3	58.447		2:40.369	167.7
10	44.716	117.5	48.477	83.1	53.671		2:26.864	182.4	32	50.943	103.1	55.012	78.7	1:00.535		2:46.490	161.0
11	44.414	120.9	49.185	80.1	53.447		2:27.046	192.9	33	50.889	116.6	54.809	74.8	Pit In		<u>2:53.121</u>	172.5
12	49.055	109.2	55.277	79.2	59.528		2:43.860	172.5	34	Pit Out	100.7	54.781	73.8	58.702		<u>4:22.577</u>	
13	50.091	115.9	54.649	86.4	57.428		2:42.168	180.9	35	50.338	111.6	52.131	77.8	57.791		2:40.260	168.8
14	48.542	120.0	52.189	80.1	55.531		2:36.262	184.6	36	49.103	105.1	54.781	74.0	56.262		2:40.146	158.4
15	47.338	111.8	50.234	76.5	53.989		2:31.561	183.4	37	48.768	105.1	51.202	79.1	56.626		2:36.596	172.2
16	45.605	114.3	49.510	77.5	54.217		2:29.332	193.2	38	50.231	107.6	54.090	75.5	1:00.896		2:45.217	171.2
17	46.331	114.4	50.022	78.9	53.995		2:30.348	194.6	39	50.748	100.0	53.842	75.2	58.551		2:43.141	162.7
18	45.838	116.3	48.709	74.9	54.628		2:29.175	181.5	40	48.898	102.9	52.597	82.1	57.316		2:38.811	170.9
19	48.519	106.5	55.758	72.1	1:00.640		2:44.917	168.2	41	49.343	111.3	51.476	80.9	56.207		2:37.026	166.7
20	51.150	106.3	56.250	65.7	1:00.754		2:48.154	166.4	42	49.394	118.0	52.230	74.6	56.472		2:38.096	168.8
21	49.046	105.3	52.750	71.8	Pit In		<u>6:39.511</u>	172.5	43	50.578	100.7	52.343	73.7	58.066		2:40.987	173.9
22	Pit Out	101.9	58.385	71.9	1:05.879		<u>3:22.953</u>		44	49.398	103.7	51.472	83.1	57.853		2:38.723	166.7

55 Webb-Young								Jaguar C -type									
lap	Sect-1	Speed	Sect-2	Speed	Sect-3	Speed	lap time	Top Speed	lap	Sect-1	Speed	Sect-2	Speed	Sect-3	Speed	lap time	Top Speed
1	54.395	119.9	49.366	84.4	53.803		2:37.564	133.5	24	52.620	125.9	56.622	78.3	Pit In		<u>3:00.802</u>	154.5
2	46.230	112.9	49.907	81.9	53.600		2:29.737	184.6	25	Pit Out	98.4	54.421	78.0	57.501		<u>4:20.435</u>	
3	45.592	127.5	48.693	81.6	53.652		2:27.937	181.5	26	50.592	111.6	50.985	86.3	55.923		2:37.500	161.7
4	44.600	120.7	48.665	82.5	53.108		2:26.373	195.7	27	49.097	105.6	51.380	84.4	55.298		2:35.775	173.1
5	44.461	127.1	48.526	81.0	54.071		2:27.058	188.8	28	48.866	104.9	51.303	77.4	55.475		2:35.644	174.8
6	45.976	117.1	52.907	82.2	1:02.275		2:41.158	172.5	29	48.794	110.4	52.095	82.5	57.439		2:38.328	158.4
7	47.505	103.7	53.901	64.6	57.750		2:39.156	183.1	30	49.958	108.8	55.686	72.3	57.386		2:43.030	167.7
8	47.029	103.3	52.109	82.9	55.541		2:34.679	166.7	31	49.699	100.0	52.418	75.6	59.523		2:41.640	158.4
9	46.951	107.0	52.105	84.4	55.621		2:34.677	183.1	32	48.104	115.5	52.221	79.8	56.259		2:36.584	166.7
10	46.519	112.3	50.399	86.8	54.099		2:31.017	178.2	33	52.230	103.3	53.634	80.8	Pit In		<u>7:42.803</u>	143.0
11	45.386	119.5	50.504	84.5	55.121		2:31.011	174.5	34	Pit Out	112.9	53.989	84.8	54.586		<u>3:20.015</u>	
12	52.046	105.4	56.114	75.2	59.933		2:48.093	173.6	35	47.989	114.8	50.897	87.8	54.742		2:33.628	165.4
13	51.353	99.9	54.550	75.6	57.215		2:43.118	167.4	36	46.991	122.6	49.118	86.7	54.043		2:30.152	176.8
14	49.910	109.8	53.250	78.8	56.535		2:39.695	185.2	37	46.282	114.9	49.655	83.1	53.922		2:29.859	181.8



ALGARVE CLASSIC FESTIVAL 2019

Autódromo Internacional do Algarve

MRL 50s SPORTS CARS

31 October - 3 November 2019

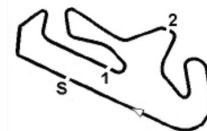
Laps and Sector Times - Race

Autodromo Internacional Algarve - 4652 mtr.

15	48.387	113.1	52.974	80.3	55.870	2:37.231	176.8	38	47.365	113.7	52.668	79.4	58.258	2:38.291	179.1
16	46.627	113.3	51.331	85.5	55.650	2:33.608	185.9	39	47.983	117.3	50.349	82.9	55.629	2:33.961	175.6
17	47.082	123.0	51.167	83.1	55.318	2:33.567	180.3	40	47.749	110.2	49.657	82.1	54.729	2:32.135	171.4
18	47.585	113.2	51.175	83.1	57.301	2:36.061	183.1	41	47.431	98.2	49.980	91.1	52.317	2:29.728	178.8
19	51.670	113.1	56.092	73.4	59.968	2:47.730	156.3	42	45.388	119.1	47.120	89.5	51.547	2:24.055	187.2
20	51.787	102.1	56.875	70.5	1:00.538	2:49.200	170.1	43	43.775	125.0	47.187	94.2	<u>50.933</u>	2:21.895	195.3
21	48.488	122.6	51.269	91.1	55.812	2:35.569	170.9	44	<u>42.839</u>	128.7	<u>45.726</u>	<u>95.9</u>	51.267	<u>2:19.832</u>	<u>200.0</u>
22	46.388	121.8	50.592	86.5	55.540	2:32.520	179.1	45	42.871	<u>131.7</u>	45.812	95.6	51.363	2:20.046	<u>200.0</u>
23	48.464	109.3	51.671	87.1	57.233	2:37.368	168.8	46							

58 Stanley-Minshaw									Austin-Healey 100 Le Mans								
lap	Sect-1	Speed	Sect-2	Speed	Sect-3	Speed	lap time	Top Speed	lap	Sect-1	Speed	Sect-2	Speed	Sect-3	Speed	lap time	Top Speed
1	55.792	101.8	52.495	<u>96.1</u>	1:00.326		2:48.613	137.4	23	54.637	111.7	58.017	83.7	1:03.734		2:56.388	162.9
2	49.451	115.0	53.775	84.8	58.407		2:41.633	166.2	24	54.135	98.0	58.839	80.5	1:05.165		2:58.139	168.2
3	48.332	117.5	50.835	92.9	57.907		2:37.074	179.4	25	53.848	105.0	55.698	87.5	Pit In		<u>2:59.814</u>	166.2
4	49.664	<u>124.6</u>	<u>50.293</u>	94.1	57.857		2:37.814	177.0	26	Pit Out	108.4	53.078	82.6	57.457		4:12.227	
5	48.087	122.6	50.413	89.2	1:03.033		2:41.533	179.1	27	49.962	109.8	51.150	83.5	1:00.084		2:41.196	176.8
6	50.489	103.1	53.694	88.2	1:01.932		2:46.115	161.0	28	51.706	102.9	52.957	77.1	58.888		2:43.551	178.2
7	50.340	95.7	52.676	94.9	59.338		2:42.354	161.4	29	51.744	103.1	52.726	81.8	58.690		2:43.160	172.2
8	49.623	115.5	52.101	90.9	58.890		2:40.614	177.3	30	50.420	105.8	53.735	79.6	59.157		2:43.312	177.6
9	49.309	106.4	52.227	89.6	58.094		2:39.630	179.7	31	51.884	112.4	53.428	72.9	1:01.919		2:47.231	178.2
10	48.868	122.4	50.624	91.4	58.541		2:38.033	176.8	32	52.169	109.3	55.452	74.2	1:00.866		2:48.487	162.4
11	50.978	102.1	55.733	84.8	1:02.733		2:49.444	180.0	33	50.718	106.4	53.528	78.3	58.727		2:42.973	173.6
12	53.754	106.1	56.513	87.0	1:01.227		2:51.494	155.6	34	49.678	108.2	52.499	78.0	59.175		2:41.352	179.4
13	52.757	110.0	54.054	88.7	58.059		2:44.870	164.4	35	48.949	115.1	51.546	86.3	57.032		2:37.527	179.4
14	52.178	113.8	51.490	93.1	58.046		2:41.714	177.6	36	52.095	121.1	51.104	82.3	57.106		2:40.305	178.2
15	59.748	111.7	52.738	90.0	1:00.033		2:52.519	179.1	37	48.646	114.5	52.064	84.3	58.283		2:38.993	179.1
16	51.475	117.9	52.342	88.4	58.818		2:42.635	169.3	38	48.865	106.7	52.306	81.9	1:00.859		2:42.030	180.0
17	50.859	119.9	52.822	87.9	Pit In		<u>2:51.598</u>	173.4	39	49.980	114.2	52.203	78.1	57.947		2:40.130	174.5
18	Pit Out	109.2	58.048	76.2	1:04.071		4:22.767		40	49.283	114.2	52.113	78.9	58.782		2:40.178	179.7
19	53.250	106.8	55.912	83.4	1:02.297		2:51.459	166.7	41	49.126	107.6	51.934	88.6	56.356		2:37.416	180.0
20	51.665	121.1	53.390	89.5	1:00.154		2:45.209	170.1	42	47.965	117.8	50.344	86.1	55.767		2:34.076	180.6
21	51.762	119.3	55.593	76.5	1:02.110		2:49.465	174.5	43	<u>47.392</u>	119.6	50.672	85.2	<u>55.541</u>		<u>2:33.605</u>	180.3
22	56.072	111.0	59.048	79.8	1:07.586		3:02.706	153.2	44	48.967	109.6	52.182	84.7	58.788		2:39.937	<u>180.9</u>

66 Maeers-Martin									Cooper Monaco								
lap	Sect-1	Speed	Sect-2	Speed	Sect-3	Speed	lap time	Top Speed	lap	Sect-1	Speed	Sect-2	Speed	Sect-3	Speed	lap time	Top Speed
1	49.472	124.0	46.318	85.5	52.125		2:27.915	167.7	26	48.969	120.1	53.351	78.9	57.212		2:39.532	171.4
2	44.674	125.7	45.308	83.7	51.411		2:21.393	188.8	27	48.170	116.6	51.594	84.5	54.810		2:34.574	193.2
3	43.002	133.5	44.535	86.3	50.476		2:18.013	198.9	28	47.150	121.1	49.591	88.3	54.051		2:30.792	197.4
4	41.467	142.5	<u>43.461</u>	85.2	<u>49.540</u>		<u>2:14.468</u>	201.1	29	46.218	118.6	47.957	82.6	52.620		2:26.795	193.2
5	<u>41.256</u>	<u>146.1</u>	43.810	83.1	49.817		2:14.883	200.7	30	45.205	122.2	47.205	85.2	52.095		2:24.505	201.5
6	42.489	119.2	50.166	74.4	59.300		2:31.955	201.1	31	45.953	113.9	47.895	88.2	51.928		2:25.776	198.5
7	44.610	113.7	49.197	72.6	54.662		2:28.469	186.9	32	46.517	105.5	50.227	87.9	54.021		2:30.765	196.7
8	43.136	121.1	47.544	77.3	52.307		2:22.987	197.1	33	46.344	102.2	49.324	<u>92.0</u>	51.869		2:27.537	192.9
9	42.845	139.7	45.398	81.0	51.264		2:19.507	200.0	34	45.538	120.8	47.528	89.0	52.088		2:25.154	199.6
10	41.990	134.7	44.177	81.3	49.965		2:16.132	198.5	35	45.842	116.9	47.033	88.1	51.770		2:24.645	200.4
11	41.421	142.5	43.921	83.3	49.943		2:15.285	201.5	36	46.718	115.0	48.866	83.7	53.743		2:29.327	197.4
12	41.354	139.9	47.963	78.8	52.288		2:21.605	201.9	37	47.133	119.3	48.366	87.9	52.427		2:27.926	193.9
13	48.377	110.2	53.760	67.9	57.168		2:39.305	184.6	38	46.475	113.3	46.945	90.7	51.580		2:25.000	183.4
14	48.779	114.8	51.986	73.2	56.081		2:36.846	189.1	39	43.827	121.1	47.374	89.6	50.163		2:21.364	199.6
15	46.776	120.0	48.629	76.2	52.427		2:27.832	185.2	40	45.011	120.7	46.205	90.3	Pit In		<u>2:31.148</u>	195.7
16	45.032	133.7	47.163	79.6	52.675		2:24.870	198.5	41	Pit Out	128.7	45.582	80.7	50.987		<u>3:56.935</u>	
17	44.151	131.4	46.602	76.6	50.769		2:21.522	198.5	42	44.054	129.7	47.528	74.8	53.954		2:25.536	198.5
18	43.201	140.1	45.850	81.9	51.089		2:20.140	198.9	43	45.913	122.6	49.356	72.3	56.337		2:31.606	183.7
19	43.528	136.9	46.381	81.4	51.170		2:21.079	200.0	44	45.141	123.9	47.898	76.9	53.479		2:26.518	193.2
20	45.395	119.2	52.542	77.2	Pit In		<u>2:43.716</u>	186.2	45	44.284	124.4	47.463	77.1	52.853		2:24.600	195.7
21	Pit Out	113.4	49.333	77.0	53.453		4:01.975		46	42.833	132.5	45.870	80.1	51.752		2:20.455	198.9
22	45.485	124.3	46.319	87.5	50.687		2:22.491	186.5	47	43.603	131.4	45.803	80.7	51.801		2:21.207	195.7
23	44.368	130.1	46.228	86.8	52.246		2:22.842	196.4	48	42.983	135.7	46.164	79.5	51.516		2:20.663	197.1
24	46.283	121.8	46.744	82.1	51.834		2:24.861	187.5	49	43.002	140.8	46.903	88.7	52.878		2:22.783	<u>202.2</u>


ALGARVE CLASSIC FESTIVAL 2019

Autódromo Internacional do Algarve

MRL 50s SPORTS CARS

31 October - 3 November 2019

Laps and Sector Times - Race

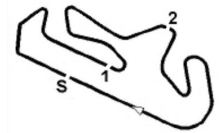
Autodromo Internacional Algarve - 4652 mtr.

25	50.320	108.0	55.196	84.7	59.849	2:45.365	167.4	50									
----	--------	-------	--------	------	--------	----------	-------	----	--	--	--	--	--	--	--	--	--

68 Marc Gordon								Jaguar XK 140 FHC									
lap	Sect-1	Speed	Sect-2	Speed	Sect-3	Speed	lap time	Top Speed	lap	Sect-1	Speed	Sect-2	Speed	Sect-3	Speed	lap time	Top Speed
1	56.209	101.2	51.678	85.8	58.668		2:46.555	138.6	18	54.092	107.2	56.090	81.6	1:01.993		2:52.175	136.0
2	49.285	118.3	54.432	82.6	58.988		2:42.705	164.4	19	54.923	98.0	59.475	69.9	1:07.887		3:02.285	141.0
3	49.110	111.0	50.649	83.9	57.636		2:37.395	168.0	20	1:00.887	90.3	1:04.847	74.8	Pit In		3:26.339	121.8
4	<u>47.829</u>	<u>119.2</u>	<u>50.042</u>	<u>89.0</u>	<u>55.653</u>		<u>2:33.524</u>	<u>175.6</u>	21	Pit Out	87.6	57.408	72.9	1:05.584		15:18.154	
5	47.982	110.3	50.945	87.0	1:04.021		2:42.948	171.2	22	54.351	96.3	1:00.894	65.4	1:06.387		3:01.632	157.4
6	50.953	99.4	54.744	81.1	1:02.072		2:47.769	157.0	23	58.985	103.9	56.332	78.3	1:10.509		3:05.826	132.0
7	50.694	93.4	54.286	84.2	1:00.472		2:45.452	161.4	24	1:02.975	88.4	1:01.924	73.3	Pit In		3:25.362	126.8
8	50.467	103.9	53.313	79.1	57.743		2:41.523	157.9	25	Pit Out	87.9	55.061	75.6	1:04.111		10:52.096	
9	51.389	96.8	53.144	77.4	57.372		2:41.905	155.4	26	55.932	107.7	55.038	81.1	1:01.286		2:52.256	157.9
10	50.070	103.7	51.758	82.6	57.023		2:38.851	157.0	27	52.143	102.2	57.372	73.2	1:05.680		2:55.195	157.0
11	53.350	99.7	57.575	73.4	1:04.125		2:55.050	157.7	28	54.738	93.3	54.915	82.9	1:05.265		2:54.918	152.3
12	55.678	94.9	58.564	71.3	1:03.979		2:58.221	146.5	29	51.938	92.7	55.160	76.9	1:04.432		2:51.530	167.4
13	53.701	105.0	54.388	79.8	59.786		2:47.875	152.5	30	51.055	87.9	54.245	68.7	1:01.230		2:46.530	153.6
14	53.608	103.1	55.541	82.4	57.906		2:47.055	140.8	31	52.702	93.8	54.313	78.5	1:00.779		2:47.794	158.8
15	52.722	101.9	54.101	76.9	Pit In		<u>6:21.884</u>	<u>154.1</u>	32	50.111	96.4	52.563	83.9	59.721		2:42.395	166.9
16	Pit Out	92.9	57.883	75.1	1:01.568		<u>7:06.380</u>		33	50.072	104.0	53.392	85.8	58.580		2:42.044	168.5
17	52.223	95.2	56.521	80.4	1:02.659		2:51.403	160.0	34								

88 Kent-Ward								Lister Costin Jaguar									
lap	Sect-1	Speed	Sect-2	Speed	Sect-3	Speed	lap time	Top Speed	lap	Sect-1	Speed	Sect-2	Speed	Sect-3	Speed	lap time	Top Speed
1	47.968	125.9	45.400	84.0	50.507		2:23.875	176.5	26	48.340	118.6	52.769	81.8	57.750		2:38.859	206.1
2	42.212	126.0	44.651	81.7	50.839		2:17.702	204.5	27	47.258	113.4	51.668	80.1	56.361		2:35.287	195.3
3	40.357	132.8	43.413	85.7	49.671		2:13.441	213.9	28	46.976	117.4	50.442	76.4	Pit In		2:40.956	193.2
4	<u>39.753</u>	137.4	43.170	84.7	49.436		<u>2:12.359</u>	<u>225.9</u>	29	Pit Out	116.6	48.289	77.9	51.642		3:58.905	
5	40.096	131.1	43.275	86.3	50.045		2:13.416	224.1	30	44.079	122.2	47.298	78.9	49.986		2:21.363	192.9
6	40.788	126.9	49.437	87.2	58.257		2:28.482	224.5	31	43.874	126.3	45.398	82.8	49.394		2:18.666	190.1
7	41.598	128.3	47.661	84.0	55.426		2:24.685	201.5	32	44.082	131.5	45.532	78.7	49.040		2:18.654	189.5
8	41.745	122.0	45.061	89.8	52.284		2:19.090	199.3	33	42.693	130.6	44.621	82.8	49.109		2:16.423	194.9
9	41.245	130.6	44.101	89.7	51.358		2:16.704	206.9	34	43.014	134.3	45.323	81.4	49.569		2:17.906	198.2
10	41.451	114.2	44.911	85.6	50.719		2:17.081	213.9	35	44.416	120.8	46.390	85.3	51.055		2:21.861	195.7
11	40.341	136.4	<u>43.133</u>	90.1	50.135		2:13.609	220.9	36	45.380	120.8	48.831	81.8	52.372		2:26.583	184.9
12	40.139	<u>139.2</u>	43.206	84.8	49.691		2:13.036	220.9	37	45.636	121.3	47.700	79.7	50.994		2:24.330	177.0
13	45.825	107.1	52.538	74.3	55.749		2:34.112	207.7	38	43.664	125.3	45.232	80.6	48.651		2:17.547	194.6
14	46.209	118.6	50.622	77.5	52.465		2:29.296	213.9	39	42.629	114.8	45.624	84.8	49.281		2:17.534	199.3
15	44.968	127.1	46.807	83.7	50.946		2:22.721	203.4	40	41.927	127.2	44.851	79.1	49.145		2:15.923	195.7
16	43.660	128.0	46.605	80.8	Pit In		<u>2:31.837</u>	<u>211.8</u>	41	41.778	127.4	44.769	84.4	<u>48.599</u>		2:15.146	203.0
17	Pit Out	122.6	45.236	81.5	50.242		<u>3:53.184</u>		42	41.230	136.5	43.571	<u>94.1</u>	48.882		2:13.683	208.5
18	41.853	125.4	45.392	81.4	50.619		2:17.864	223.6	43	41.259	129.3	46.951	79.8	51.436		2:19.646	202.6
19	42.896	124.9	45.454	84.6	51.499		2:19.849	205.7	44	44.505	121.8	46.840	84.2	54.497		2:25.842	191.2
20	48.138	102.0	53.268	73.2	56.565		2:37.971	185.2	45	46.490	107.9	47.571	82.7	52.151		2:26.212	190.8
21	46.781	112.7	50.337	82.5	54.764		2:31.882	196.4	46	44.053	129.5	46.572	80.7	52.069		2:22.694	189.1
22	44.761	123.6	47.417	85.2	51.861		2:24.039	205.7	47	44.452	121.9	46.950	80.4	51.736		2:23.138	192.2
23	43.282	118.9	45.912	83.5	51.394		2:20.588	212.6	48	45.170	126.0	47.960	82.5	52.042		2:25.172	186.2
24	45.771	107.5	48.677	77.9	53.822		2:28.270	189.5	49	44.627	120.0	46.084	84.6	51.196		2:21.907	198.5
25	45.143	100.2	53.850	78.5	59.379		2:38.372	209.3	50	44.339	123.9	46.390	88.4	51.603		2:22.332	199.3

99 Ferreira-Mira Gomes								Jaguar XK140 FHC									
lap	Sect-1	Speed	Sect-2	Speed	Sect-3	Speed	lap time	Top Speed	lap	Sect-1	Speed	Sect-2	Speed	Sect-3	Speed	lap time	Top Speed
1	57.868	101.8	53.651	83.7	1:01.427		2:52.946	128.0	22	56.356	94.2	1:00.141	71.1	1:07.667		3:04.164	145.4
2	52.237	107.8	54.503	81.4	1:02.442		2:49.182	153.8	23	57.376	94.7	59.811	71.4	1:07.042		3:04.229	145.7
3	50.828	110.1	52.233	80.4	59.089		2:42.150	151.9	24	56.001	92.8	59.381	72.5	1:07.632		3:03.014	145.6
4	49.155	112.5	51.862	84.0	58.383		2:39.400	172.0	25	55.474	92.9	59.264	73.1	1:05.985		3:00.723	149.8
5	49.200	112.0	59.443	77.0	1:05.791		2:54.434	172.5	26	56.294	88.2	59.168	69.5	1:06.798		3:02.260	145.0
6	52.070	102.4	54.682	84.8	1:02.193		2:48.945	146.3	27	55.058	94.6	58.911	74.4	1:05.251		2:59.220	154.5
7	50.606	113.0	52.575	82.6	59.517		2:42.698	158.8	28	56.702	93.9	59.457	74.1	1:05.930		3:02.089	140.8
8	48.957	110.0	51.786	81.9	58.170		2:38.913	<u>177.0</u>	29	55.867	94.6	1:00.635	71.3	1:04.601		3:01.103	148.4



ALGARVE CLASSIC FESTIVAL 2019

Autódromo Internacional do Algarve

MRL 50s SPORTS CARS

31 October - 3 November 2019

Laps and Sector Times - Race

Autodromo Internacional Algarve - 4652 mtr.

9	48.308	118.0	50.988	83.9	58.392	2:37.688	172.5	30	55.873	97.7	58.732	72.0	Pit In	3:11.488	149.8
10	<u>48.155</u>	<u>127.2</u>	52.864	<u>87.7</u>	58.129	2:39.148	170.3	31	Pit Out	95.0	56.825	75.9	1:04.469	4:40.489	
11	53.411	94.7	56.297	78.8	1:04.095	2:53.803	156.3	32	53.598	94.4	58.085	74.7	1:04.258	2:55.941	160.0
12	54.458	110.4	55.799	78.8	1:00.499	2:50.756	155.8	33	54.489	94.7	56.292	72.8	1:02.687	2:53.468	157.7
13	52.344	106.3	53.149	81.8	59.731	2:45.224	161.4	34	53.040	98.9	55.998	75.7	1:03.970	2:53.008	152.1
14	50.861	116.3	51.189	86.7	57.733	2:39.783	168.8	35	55.321	105.4	56.491	78.0	1:02.347	2:54.159	149.4
15	49.521	114.5	<u>50.638</u>	86.8	57.696	2:37.855	173.9	36	52.693	101.0	56.227	76.3	1:03.857	2:52.777	159.8
16	48.960	117.4	50.732	<u>87.7</u>	<u>56.868</u>	<u>2:36.560</u>	176.8	37	52.237	96.9	55.271	74.5	1:01.280	2:48.788	160.2
17	49.378	111.3	51.454	84.9	Pit In	<u>2:53.545</u>	165.1	38	52.215	97.4	55.135	76.9	1:01.553	2:48.903	156.3
18	Pit Out	107.8	57.945	75.8	1:05.804	<u>5:49.170</u>		39	51.935	98.0	54.838	78.1	1:01.074	2:47.847	163.9
19	54.837	103.3	56.899	76.0	1:04.548	2:56.284	149.4	40	53.097	105.0	56.273	75.4	1:01.077	2:50.447	159.8
20	55.840	92.2	59.878	67.2	1:06.428	3:02.146	147.1	41	51.377	100.9	55.217	80.4	1:00.080	2:46.674	160.0
21	55.752	93.1	1:01.117	67.5	1:09.145	3:06.014	144.2	42							

144 Pochciol-Hanson								Jaguar C-type									
Lap	Sect-1	Speed	Sect-2	Speed	Sect-3	Speed	lap time	Top Speed	Lap	Sect-1	Speed	Sect-2	Speed	Sect-3	Speed	lap time	Top Speed
1	51.854	129.8	49.835	89.0	53.652		2:35.341	158.8	25	48.966	112.0	54.190	87.1	59.389		2:42.545	195.3
2	45.944	116.3	48.788	89.6	53.991		2:28.723	201.1	26	48.095	117.5	53.731	85.0	58.726		2:40.552	187.5
3	44.117	128.7	46.977	<u>97.2</u>	54.140		2:25.234	198.5	27	47.770	120.4	51.856	87.2	59.155		2:38.781	189.5
4	44.875	137.9	48.476	95.4	55.033		2:28.384	203.0	28	49.596	119.1	51.925	81.3	55.631		2:37.152	182.7
5	43.919	<u>145.2</u>	47.608	95.9	53.909		2:25.436	204.2	29	47.984	127.7	50.383	87.4	Pit In		<u>2:41.588</u>	189.5
6	45.467	140.4	50.968	90.8	59.597		2:36.032	173.4	30	Pit Out	115.5	49.305	86.5	55.363		<u>4:02.562</u>	
7	46.185	111.5	51.025	81.8	57.104		2:34.314	186.9	31	46.907	112.9	48.952	87.0	53.357		2:29.216	182.7
8	45.653	120.9	48.622	90.8	54.276		2:28.551	196.4	32	47.414	118.9	48.163	86.2	52.646		2:28.223	200.7
9	44.237	128.1	48.490	87.4	55.150		2:27.877	203.8	33	47.691	112.7	49.310	86.3	56.287		2:33.288	197.4
10	44.014	125.6	48.026	86.7	53.053		2:25.093	191.5	34	48.663	111.5	51.677	80.1	56.451		2:36.791	189.5
11	44.337	126.9	50.268	91.1	53.639		2:28.244	203.0	35	47.746	117.0	49.679	84.4	53.149		2:30.574	201.1
12	47.722	116.6	55.186	83.3	59.638		2:42.546	193.5	36	45.676	119.9	47.842	90.4	52.498		2:26.016	199.6
13	50.054	113.3	54.822	82.1	57.452		2:42.328	190.8	37	44.630	117.3	47.215	89.6	52.297		2:24.142	204.9
14	48.197	132.4	51.126	92.5	55.557		2:34.880	185.6	38	44.437	125.3	46.734	92.5	51.593		2:22.764	206.1
15	47.013	129.7	49.325	85.5	54.546		2:30.884	195.3	39	46.403	127.2	46.976	91.6	52.209		2:25.588	200.4
16	46.049	123.9	48.728	88.7	54.796		2:29.573	191.8	40	43.708	125.1	46.892	87.0	52.364		2:22.964	206.5
17	45.506	125.3	47.730	90.8	55.192		2:28.428	196.4	41	45.083	119.2	48.311	87.4	57.295		2:30.689	208.9
18	45.358	126.8	47.902	88.1	55.329		2:28.589	204.9	42	45.314	118.0	48.048	86.2	54.753		2:28.115	200.7
19	45.927	123.9	53.302	85.4	Pit In		<u>2:45.367</u>	196.0	43	44.323	125.0	46.410	88.6	52.439		2:23.172	206.1
20	Pit Out	125.3	51.582	85.8	57.010		<u>4:02.507</u>		44	44.070	112.4	48.873	91.8	52.173		2:25.116	210.5
21	47.285	112.6	51.083	84.8	56.316		2:34.684	193.9	45	44.107	130.8	48.241	90.7	52.040		2:24.388	203.4
22	46.561	125.7	50.035	94.4	56.902		2:33.498	197.8	46	43.602	126.0	46.718	82.4	<u>51.075</u>		2:21.395	<u>212.6</u>
23	47.725	119.2	50.881	87.7	58.971		2:37.577	191.8	47	<u>42.771</u>	132.4	<u>45.362</u>	86.8	51.577		2:19.710	209.7
24	50.601	116.1	57.233	76.1	1:02.020		2:49.854	188.5	48	42.843	131.4	45.382	97.0	51.259		<u>2:19.484</u>	211.8