
**ALGARVE CLASSIC FESTIVAL 2019**

Autódromo Internacional do Algarve

HTCC &amp; TDT &amp; U2TC &amp; GRUPO 1 Portugal

31 October - 3 November 2019

Laps and Sector Times - Race 2

Autodromo Internacional Algarve - 4652 mtr.

2 Neil Brown(GB)								Ford Lotus Cortina									
lap	Sect-1	Speed	Sect-2	Speed	Sect-3	Speed	lap time	Top Speed	lap	Sect-1	Speed	Sect-2	Speed	Sect-3	Speed	lap time	Top Speed
1		112.0	48.154	<u>95.9</u>	52.870		2:32.865	147.5	9	54.376	107.5	57.281	76.9	1:01.516		2:53.173	167.4
2	<u>45.800</u>	<u>125.3</u>	<u>46.241</u>	89.7	<u>52.738</u>		<u>2:24.779</u>	186.5	10	51.955	105.3	56.991	78.7	1:02.191		2:51.137	163.4
3	50.842	98.2	56.368	86.6	1:01.925		2:49.135	176.2	11	51.813	108.9	55.632	80.3	1:02.222		2:49.667	161.7
4	51.937	106.8	56.028	86.8	1:01.002		2:48.967	168.0	12	50.544	113.7	55.357	89.0	1:02.538		2:48.439	177.6
5	51.765	118.6	57.755	83.5	1:03.408		2:52.928	162.9	13	50.354	106.8	54.692	83.4	1:01.316		2:46.362	186.2
6	53.061	110.2	56.438	83.5	1:03.267		2:52.766	156.3	14	50.283	112.9	54.196	80.7	1:01.422		2:45.901	<u>188.8</u>
7	51.661	103.2	58.589	77.9	Pit In		3:04.423	173.4	15	52.139	105.4	56.673	80.2	1:02.803		2:51.615	164.4
8	Pit Out	110.7	56.976	81.7	1:02.289		4:29.453		16								

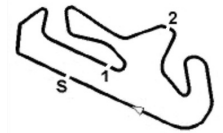
03 Guilherme Affonso(PT)								Mini Cooper									
lap	Sect-1	Speed	Sect-2	Speed	Sect-3	Speed	lap time	Top Speed	lap	Sect-1	Speed	Sect-2	Speed	Sect-3	Speed	lap time	Top Speed
1	58.356	108.0	<u>55.589</u>	<u>85.0</u>	<u>58.354</u>		<u>2:52.299</u>	131.7	8	57.218	103.9	1:00.170	68.2	1:06.663		3:04.051	138.5
2	<u>52.337</u>	107.8	56.668	81.3	1:03.370		2:52.375	<u>145.9</u>	9	57.195	<u>117.4</u>	1:00.390	74.3	Pit In		6:19.388	137.9
3	55.584	108.8	59.165	70.8	1:05.812		3:00.561	144.2	10	Pit Out	98.3	1:02.007	68.3	1:05.562		3:41.847	
4	56.119	104.8	59.255	65.3	1:05.963		3:01.337	140.1	11	57.361	108.8	59.892	68.5	1:05.339		3:02.592	141.0
5	58.265	92.7	1:01.058	68.2	1:06.811		3:06.134	139.9	12	56.209	94.4	1:00.595	67.3	1:05.294		3:02.098	144.6
6	56.899	100.9	1:00.757	63.7	1:06.273		3:03.929	137.6	13	57.023	86.5	1:01.362	66.7	1:07.805		3:06.190	139.4
7	56.838	98.9	1:00.106	68.5	1:06.687		3:03.631	137.8	14								

3 Richard Dutton(GB)								Ford Lotus Cortina									
lap	Sect-1	Speed	Sect-2	Speed	Sect-3	Speed	lap time	Top Speed	lap	Sect-1	Speed	Sect-2	Speed	Sect-3	Speed	lap time	Top Speed
1	53.150	107.7	46.496	<u>97.2</u>	<u>51.920</u>		2:31.566	145.4	6	52.382	110.7	56.457	77.9	1:02.114		2:50.953	171.2
2	<u>46.585</u>	127.4	<u>45.965</u>	94.6	52.532		<u>2:25.082</u>	168.5	7	51.075	106.5	55.150	85.4	1:02.798		2:49.023	181.5
3	50.459	<u>136.0</u>	52.913	84.1	1:00.512		2:43.884	175.3	8	50.895	103.3	56.378	82.8	1:02.521		2:49.794	<u>186.9</u>
4	50.919	113.4	53.444	85.6	1:00.464		2:44.827	161.2	9	52.356	114.6	1:02.259	80.8	1:04.840		2:59.455	166.4
5	51.643	111.5	55.438	91.5	1:04.330		2:51.411	173.9	10	53.347	105.3	58.094	81.0	Pit In		<u>3:03.202</u>	156.1

6 Cavaleiro e Silva-Sales(PT)								Mini Cooper									
lap	Sect-1	Speed	Sect-2	Speed	Sect-3	Speed	lap time	Top Speed	lap	Sect-1	Speed	Sect-2	Speed	Sect-3	Speed	lap time	Top Speed
1	59.082	104.7	<u>55.207</u>	<u>86.5</u>	<u>58.752</u>		<u>2:53.041</u>	124.4	6	57.094	97.5	59.996	75.3	1:07.033		3:04.123	142.9
2	<u>51.502</u>	<u>109.2</u>	56.895	82.3	1:06.673		2:55.070	<u>150.2</u>	7	57.506	108.1	1:00.074	62.2	Pit In		3:17.971	141.7
3	55.876	100.0	1:00.502	81.6	1:05.813		3:02.191	141.0	8	Pit Out	97.0	1:32.955	57.6	1:13.519		7:03.245	
4	57.029	92.9	1:02.555	71.1	1:07.770		3:07.354	136.2	9	1:04.906	85.6	1:08.644	66.1	Pit In		3:36.563	119.6
5	59.587	102.2	1:02.290	73.0	1:07.892		3:09.769	113.3	10								

10 Smith-Moulton-Smith(GB)								BMW M3 E30									
lap	Sect-1	Speed	Sect-2	Speed	Sect-3	Speed	lap time	Top Speed	lap	Sect-1	Speed	Sect-2	Speed	Sect-3	Speed	lap time	Top Speed
1		133.2	43.456	<u>96.9</u>	47.298		2:13.525	169.3	9	44.549	111.6	51.808	79.2	52.442		2:28.799	190.1
2	<u>39.989</u>	<u>134.5</u>	<u>43.247</u>	85.5	<u>47.170</u>		<u>2:10.406</u>	<u>224.5</u>	10	45.379	114.4	49.340	84.6	Pit In		2:36.111	178.2
3	42.677	126.5	48.530	78.1	53.162		2:24.369	214.7	11	Pit Out	112.5	48.269	83.2	51.740		2:51.801	
4	45.618	114.5	49.375	76.8	54.299		2:29.292	180.0	12	44.342	112.1	47.920	86.1	52.797		2:25.059	175.0
5	45.383	114.8	50.936	72.0	55.945		2:32.264	199.3	13	43.570	115.4	47.140	89.3	53.100		2:23.810	187.2
6	47.104	105.1	52.687	73.5	57.281		2:37.072	172.2	14	44.243	118.4	46.332	86.2	52.301		2:22.876	186.9
7	46.242	111.8	51.382	74.9	Pit In		2:40.707	196.0	15	45.769	109.6	47.222	88.6	51.889		2:24.880	181.8
8	Pit Out	110.7	48.867	90.9	52.905		<u>4:20.299</u>		16	45.350	102.9	48.238	90.1	54.334		2:27.922	191.2

11 Blakeney-Edwards-Grant-Peterkin(GB)								Rover SD1									
lap	Sect-1	Speed	Sect-2	Speed	Sect-3	Speed	lap time	Top Speed	lap	Sect-1	Speed	Sect-2	Speed	Sect-3	Speed	lap time	Top Speed
1		121.8	43.906	<u>94.6</u>	<u>47.916</u>		2:15.656	169.8	9	47.191	113.1	50.476	82.3	55.312		2:32.979	180.0
2	<u>40.403</u>	<u>130.4</u>	<u>43.027</u>	93.2	48.065		<u>2:11.495</u>	<u>213.4</u>	10	45.957	119.5	50.176	80.4	55.936		2:32.069	180.0
3	44.120	110.7	51.217	76.0	55.784		2:31.121	203.0	11	45.621	126.0	50.592	78.3	Pit In		2:38.482	186.9
4	47.356	116.5	49.878	85.8	54.972		2:32.206	163.6	12	Pit Out	112.0	51.222	81.6	55.070		4:03.995	
5	46.647	114.8	51.560	86.7	56.565		2:34.772	169.5	13	45.431	111.3	49.887	85.3	55.001		2:30.319	186.5
6	47.668	107.7	51.008	85.5	56.346		2:35.022	159.1	14	45.527	115.4	49.685	82.5	54.280		2:29.492	188.2
7	47.545	107.0	50.815	80.2	55.614		2:33.974	174.8	15	46.815	116.8	49.658	79.2	54.288		2:30.761	175.0
8	47.285	111.9	51.067	81.1	54.963		2:33.315	179.7	16	45.398	112.3	50.655	84.4	55.882		2:31.935	189.8



## ALGARVE CLASSIC FESTIVAL 2019

Autódromo Internacional do Algarve

HTCC & TDT & U2TC & GRUPO 1 Portugal

31 October - 3 November 2019

Laps and Sector Times - Race 2

Autodromo Internacional Algarve - 4652 mtr.

13 Wolfe-Haddon(GB)								Ford Lotus Cortina									
lap	Sect-1	Speed	Sect-2	Speed	Sect-3	Speed	lap time	Top Speed	lap	Sect-1	Speed	Sect-2	Speed	Sect-3	Speed	lap time	Top Speed
1		<u>124.4</u>	45.169	<u>105.6</u>			2:22.880	158.8	9	50.416	111.1	54.987				2:51.949	189.5
2	<u>43.356</u>	122.0	<u>45.047</u>	97.7	<u>51.053</u>		<u>2:19.456</u>	<u>198.2</u>	10	Pit Out	110.8	54.350	92.5	1:01.336		4:10.780	
3	48.014	117.0	53.322	77.9	1:00.676		2:42.012	187.2	11	50.537	119.9	53.820	88.3	1:01.520		2:45.877	167.7
4	50.028	118.9	53.962	85.1	59.453		2:43.443	180.0	12	50.631	112.5	54.191	93.8	1:00.679		2:45.501	173.9
5	51.313	109.8	56.700	76.7	1:01.780		2:49.793	176.5	13	49.752	113.1	52.646	88.9	1:00.191		2:42.589	172.2
6	50.001	116.8	55.496	79.2	1:01.174		2:46.671	172.8	14	50.100	98.0	54.262	85.9	Pit In		2:49.303	167.2
7	49.961	108.4	54.648	87.0	1:01.666		2:46.275	188.2	15	Pit Out	114.5	54.104	93.7	1:00.660		3:07.788	
8	49.619	105.5	54.186	69.9	1:01.542		2:45.347	191.2	16								

15 John Spiers (GB)								Ford Capri									
lap	Sect-1	Speed	Sect-2	Speed	Sect-3	Speed	lap time	Top Speed	lap	Sect-1	Speed	Sect-2	Speed	Sect-3	Speed	lap time	Top Speed
1		<u>123.0</u>	46.799	90.6	51.337		2:28.077	165.6	6	49.676	111.8	55.189	80.2	59.428		2:44.293	177.0
2	<u>43.240</u>	114.0	<u>45.829</u>	<u>96.9</u>	<u>51.297</u>		<u>2:20.366</u>	<u>211.8</u>	7	49.218	112.7	53.307	79.5	58.684		2:41.209	190.8
3	47.477	118.9	53.130	80.2	58.643		2:39.250	198.5	8	48.352	119.9	54.256	80.9	58.731		2:41.339	174.2
4	48.338	111.0	53.240	83.4	59.064		2:40.642	174.5	9	48.447	110.1	3:49.741	82.3	Pit In		5:46.295	184.6
5	48.616	108.5	54.496	78.6	1:00.539		2:43.651	187.8	10								

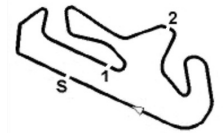
16 Steve Dance (GB)								Ford Capri									
lap	Sect-1	Speed	Sect-2	Speed	Sect-3	Speed	lap time	Top Speed	lap	Sect-1	Speed	Sect-2	Speed	Sect-3	Speed	lap time	Top Speed
1		142.3	42.808	<u>96.9</u>	<u>47.274</u>		<u>2:11.560</u>	176.5	2								

016 Guilherme dal Maso (PT)								Mini Cooper									
lap	Sect-1	Speed	Sect-2	Speed	Sect-3	Speed	lap time	Top Speed	lap	Sect-1	Speed	Sect-2	Speed	Sect-3	Speed	lap time	Top Speed
1	56.127	106.7	<u>55.365</u>	<u>79.4</u>	<u>59.120</u>		2:50.612	130.8	8	Pit Out	103.0	58.971	67.6	1:03.657		4:50.183	
2	<u>52.293</u>	110.4	55.938	76.4	1:02.173		<u>2:50.404</u>	144.6	9	55.312	110.3	59.155	72.3	1:04.137		2:58.604	141.5
3	54.894	<u>111.3</u>	57.805	73.1	1:03.264		2:55.963	<u>149.2</u>	10	55.096	105.5	59.244	69.9	1:03.857		2:58.197	140.8
4	55.336	103.4	58.172	74.3	1:04.182		2:57.690	139.2	11	55.477	101.8	58.067	72.5	1:03.955		2:57.499	139.7
5	56.604	105.1	58.910	79.2	1:05.738		3:01.252	140.1	12	54.558	100.3	58.502	74.7	1:03.481		2:56.541	141.0
6	55.849	104.9	59.134	73.2	1:05.376		3:00.359	138.6	13	55.497	98.9	1:02.485	71.3	1:04.396		3:02.378	141.2
7	56.275	106.0	59.638	75.1	Pit In		<u>4:29.935</u>	137.9	14								

19 Churchill-Baldwin (GB)								Austin Mini Cooper S									
lap	Sect-1	Speed	Sect-2	Speed	Sect-3	Speed	lap time	Top Speed	lap	Sect-1	Speed	Sect-2	Speed	Sect-3	Speed	lap time	Top Speed
1		103.0	50.727	85.7	<u>55.727</u>		2:40.598	143.4	8	54.728	91.4	57.894	77.5	1:02.467		2:55.089	149.6
2	<u>48.194</u>	107.9	<u>50.137</u>	<u>87.6</u>	56.708		<u>2:35.039</u>	169.0	9	52.640	106.1	55.639	80.2	1:01.982		2:50.261	166.2
3	50.395	<u>116.8</u>	56.209	78.9	1:00.527		2:47.131	176.8	10	52.070	105.2	55.106	77.6	1:02.462		2:49.638	172.2
4	51.769	101.9	56.845	74.6	1:01.267		2:49.881	163.6	11	51.770	103.5	55.390	77.5	1:01.217		2:48.377	166.7
5	53.113	98.5	1:04.037	64.4	Pit In		3:16.911	165.9	12	50.656	115.6	53.723	74.9	1:00.726		2:45.105	173.9
6	Pit Out	103.1	58.252	70.1	Pit In		4:29.577		13	50.233	105.2	53.715	78.3	1:01.416		2:45.364	<u>179.1</u>
7	Pit Out	102.1	56.247	74.0	1:03.736		4:23.383		14	51.524	109.6	55.133	78.1	1:02.665		2:49.322	174.5

20 Clarke-Clarke(GB)								Rover Vitesse									
lap	Sect-1	Speed	Sect-2	Speed	Sect-3	Speed	lap time	Top Speed	lap	Sect-1	Speed	Sect-2	Speed	Sect-3	Speed	lap time	Top Speed
1		123.1	<u>44.407</u>	<u>101.0</u>	<u>48.882</u>		2:18.097	157.4	9	Pit Out	115.4	53.030	80.3	58.193		4:09.283	
2	<u>42.046</u>	<u>138.6</u>	44.481	89.0	49.010		<u>2:15.537</u>	<u>208.9</u>	10	47.755	107.1	51.866	82.4	55.904		2:35.525	172.2
3	45.347	121.9	48.873	88.9	54.223		2:28.443	186.9	11	46.756	116.5	50.300	79.9	55.447		2:32.503	189.1
4	46.238	120.7	49.377	87.5	54.646		2:30.261	179.7	12	46.324	123.6	50.257	85.6	54.168		2:30.749	165.4
5	45.989	117.4	51.027	86.9	55.764		2:32.780	183.4	13	46.825	118.3	49.796	91.9	Pit In		2:38.560	177.0
6	46.442	116.0	50.235	90.5	55.962		2:32.639	169.0	14	Pit Out	125.0	48.404	85.7	55.356		2:50.002	
7	48.097	124.6	50.201	88.2	55.714		2:34.012	182.1	15	45.661	111.9	52.045	86.2	54.650		2:32.356	203.8
8	48.751	114.0	51.401	89.9	Pit In		<u>2:42.233</u>	182.4	16	45.720	119.2	49.544	88.8	56.051		2:31.315	198.2

21 Rego-Leal (PT)								Mini Cooper									
lap	Sect-1	Speed	Sect-2	Speed	Sect-3	Speed	lap time	Top Speed	lap	Sect-1	Speed	Sect-2	Speed	Sect-3	Speed	lap time	Top Speed
1	57.104	99.7	<u>55.235</u>	<u>87.8</u>	<u>58.116</u>		2:50.455	135.7	8	Pit Out	108.7	1:00.411	75.5	1:03.246		6:16.888	
2	<u>51.615</u>	115.9	55.840	76.5	1:02.467		<u>2:49.922</u>	<u>148.6</u>	9	55.608	109.6	1:00.454	71.8	1:03.364		2:59.426	144.0



ALGARVE CLASSIC FESTIVAL 2019  
Autódromo Internacional do Algarve

HTCC & TDT & U2TC & GRUPO 1 Portugal

31 October - 3 November 2019

Laps and Sector Times - Race 2

Autodromo Internacional Algarve - 4652 mtr.

3	55.034	104.4	59.349	74.7	1:03.758	2:58.141	141.9	10	56.091	<u>116.0</u>	59.562	73.1	1:03.220	2:58.873	142.3
4	55.915	100.9	59.462	78.5	1:04.149	2:59.526	144.8	11	55.430	106.5	1:00.236	75.6	1:03.454	2:59.120	143.6
5	57.405	102.5	1:00.895	75.6	1:05.996	3:04.296	127.7	12	55.352	105.1	1:00.062	79.6	1:04.972	3:00.386	142.5
6	57.004	105.0	1:00.727	74.5	1:05.552	3:03.283	135.7	13	55.686	106.3	59.849	74.5	1:04.519	3:00.054	142.1
7	56.851	105.5	1:01.313	79.6	Pit In	<u>3:11.724</u>	139.2	14							

22 Birchenough-Dale (GB)								Austin Mini Cooper S									
lap	Sect-1	Speed	Sect-2	Speed	Sect-3	Speed	lap time	Top Speed	lap	Sect-1	Speed	Sect-2	Speed	Sect-3	Speed	lap time	Top Speed
1	54.625	107.0	<u>52.972</u>	<u>86.5</u>	<u>57.405</u>		2:45.002	143.4	8	Pit Out	89.7	1:03.398	74.4	1:03.430		<u>4:37.724</u>	
2	<u>48.236</u>	107.7	53.312	83.2	1:02.357		<u>2:43.905</u>	173.9	9	52.480	91.9	56.689	72.6	1:02.457		2:51.626	162.4
3	53.627	<u>107.9</u>	58.058	82.2	1:27.104		3:18.789	157.2	10	51.824	100.0	57.743	67.5	1:01.407		2:50.974	171.4
4	55.664	87.2	1:01.182	69.4	1:09.335		3:06.181	141.2	11	50.959	107.7	54.645	77.1	1:02.436		2:48.040	<u>174.8</u>
5	59.831	98.4	1:02.339	71.3	1:07.753		3:09.923	123.7	12	51.448	104.9	54.782	71.4	1:00.918		2:47.148	170.9
6	55.800	93.5	1:01.239	69.5	1:07.043		3:04.082	138.6	13	50.581	100.9	54.503	70.6	1:00.620		2:45.704	171.7
7	56.437	93.8	1:00.667	69.3	Pit In		<u>3:13.592</u>	144.4	14	51.925	100.4	56.532	72.0	1:02.902		2:51.359	171.2

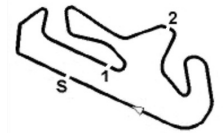
27 Martin Reynolds(GB)								Ford Escort Mk1									
lap	Sect-1	Speed	Sect-2	Speed	Sect-3	Speed	lap time	Top Speed	lap	Sect-1	Speed	Sect-2	Speed	Sect-3	Speed	lap time	Top Speed
1		111.8	50.072	<u>93.4</u>	53.512		2:33.718	143.8	9	49.311	110.5	53.530	77.9	57.645		2:40.486	171.7
2	<u>45.461</u>	117.8	<u>47.921</u>	86.1	<u>52.188</u>		<u>2:25.570</u>	182.1	10	48.226	116.5	52.888	75.8	58.301		2:39.415	177.6
3	48.236	98.3	53.547	84.6	56.812		2:38.595	166.2	11	48.362	109.0	51.747	82.6	57.139		2:37.248	177.0
4	48.523	<u>120.8</u>	51.314	85.2	59.282		2:39.119	161.9	12	47.380	117.9	51.214	86.2	56.354		2:34.948	181.2
5	50.904	100.7	55.412	82.2	1:01.101		2:47.417	145.6	13	46.483	115.4	52.397	80.6	55.811		2:34.691	185.6
6	50.078	105.3	55.965	78.8	1:01.134		2:47.177	147.5	14	47.289	115.5	51.076	79.5	56.338		2:34.703	<u>189.5</u>
7	49.905	120.0	54.122	77.6	Pit In		<u>2:50.790</u>	161.4	15	48.006	113.0	50.379	84.2	56.086		2:34.471	184.3
8	Pit Out	116.1	53.001	78.8	58.771		<u>4:15.993</u>		16								

32 Brown-Brown(GB)								Ford Capri									
lap	Sect-1	Speed	Sect-2	Speed	Sect-3	Speed	lap time	Top Speed	lap	Sect-1	Speed	Sect-2	Speed	Sect-3	Speed	lap time	Top Speed
1		105.9	50.734	90.8	<u>54.625</u>		2:37.772	146.1	3	50.300	98.6	57.283	80.1	1:01.783		2:49.366	160.0
2	<u>46.745</u>	<u>113.9</u>	<u>50.346</u>	<u>94.8</u>	55.588		<u>2:32.679</u>	<u>176.8</u>	4	53.397	105.4	1:00.060	72.3	Pit In		<u>3:12.209</u>	155.8

41 Pochciol-Hanson(GB)								Ford Capri									
lap	Sect-1	Speed	Sect-2	Speed	Sect-3	Speed	lap time	Top Speed	lap	Sect-1	Speed	Sect-2	Speed	Sect-3	Speed	lap time	Top Speed
1		120.1	<u>46.893</u>	89.0	52.551		2:27.129	163.1	9	48.292	119.5	51.824	88.2	58.769		2:38.885	194.9
2	<u>43.870</u>	122.4	47.792	92.7	<u>52.228</u>		<u>2:23.890</u>	<u>209.7</u>	10	48.290	112.1	51.465	93.7	58.800		2:38.555	197.8
3	48.561	98.9	54.656	83.1	59.298		2:42.515	193.2	11	47.313	122.6	50.774	91.1	58.683		2:36.770	202.6
4	48.787	122.0	53.303	78.9	59.205		2:41.295	181.8	12	47.530	115.3	50.710	91.0	57.968		2:36.208	198.2
5	49.373	100.3	54.978	75.2	1:01.929		2:46.280	201.5	13	47.259	<u>126.8</u>	50.226	93.3	57.848		2:35.333	198.2
6	50.981	113.9	53.902	81.9	1:01.071		2:45.954	166.2	14	46.794	116.9	50.110	91.4	57.324		2:34.228	200.7
7	49.104	105.0	54.233	83.1	Pit In		<u>2:52.734</u>	189.8	15	47.140	122.3	49.474	<u>97.2</u>	58.308		2:34.922	195.3
8	Pit Out	117.8	51.914	88.9	59.180		<u>4:07.490</u>		16								

47 Christian Oldendorff(DE)								Alfa Romeo Giulia Sprint GTA									
lap	Sect-1	Speed	Sect-2	Speed	Sect-3	Speed	lap time	Top Speed	lap	Sect-1	Speed	Sect-2	Speed	Sect-3	Speed	lap time	Top Speed
1		<u>111.7</u>	<u>50.626</u>	<u>87.8</u>	55.780		<u>2:40.382</u>	153.2	8	54.016	103.3	58.730	68.1	1:03.148		2:55.894	153.0
2	1:10.781	109.1	53.407	85.9	1:01.618		3:05.806	173.9	9	52.984	108.8	57.783	68.4	1:03.219		2:53.986	166.9
3	53.288	102.7	57.047	75.5	1:04.909		2:55.244	148.1	10	52.478	100.9	57.180	70.8	1:01.783		2:51.441	169.5
4	53.723	103.6	57.974	74.8	1:03.243		2:54.940	150.2	11	52.433	104.9	56.780	72.5	1:02.084		2:51.297	164.9
5	54.518	97.3	59.164	68.9	1:03.678		2:57.360	147.1	12	52.336	110.2	56.414	81.5	1:03.428		2:52.178	172.0
6	54.623	92.9	59.385	64.1	Pit In		<u>3:04.364</u>	158.6	13	53.872	102.3	56.755	70.5	1:02.321		2:52.948	157.7
7	Pit Out	104.7	58.247	71.9	1:04.107		<u>4:31.529</u>		14	<u>51.447</u>	109.9	56.660	71.1	1:03.553		2:51.660	<u>174.8</u>

54 Nairn-William Nairn(GB)								Morris Mini Cooper S									
lap	Sect-1	Speed	Sect-2	Speed	Sect-3	Speed	lap time	Top Speed	lap	Sect-1	Speed	Sect-2	Speed	Sect-3	Speed	lap time	Top Speed
1	54.156	111.7	<u>51.671</u>	86.3	<u>57.119</u>		<u>2:42.946</u>	140.4	8	52.690	102.8	56.927	75.8	Pit In		<u>3:12.061</u>	163.9
2	<u>49.359</u>	108.7	54.225	79.1	59.996		2:43.580	174.5	9	Pit Out	99.9	58.861	78.8	1:02.804		<u>4:30.675</u>	
3	53.025	109.5	56.757	78.2	1:04.371		2:54.153	154.3	10	52.037	106.5	54.688	83.5	1:02.068		2:48.793	171.7
4	52.263	113.1	56.027	78.4	1:02.051		2:50.341	162.2	11	50.329	117.3	53.010	83.7	1:00.677		2:44.016	176.2



# ALGARVE CLASSIC FESTIVAL 2019

Autódromo Internacional do Algarve

HTCC & TDT & U2TC & GRUPO 1 Portugal

31 October - 3 November 2019

Laps and Sector Times - Race 2

Autodromo Internacional Algarve - 4652 mtr.

5	53.182	107.4	57.641	78.5	1:10.625	3:01.448	162.4	12	49.848	<u>119.6</u>	53.529	83.8	1:00.400	2:43.777	174.8
6	54.017	99.8	57.655	78.3	1:06.105	2:57.777	152.1	13	50.560	104.8	53.572	85.7	59.577	2:43.709	176.5
7	52.540	110.4	57.375	81.4	1:03.889	2:53.804	167.2	14	50.393	109.6	53.607	<u>89.9</u>	1:00.418	2:44.418	<u>177.3</u>

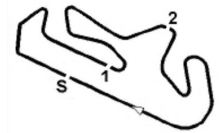
55 Rebeca Rettenmaier (DE)								Alfa Romeo GTA									
lap	Sect-1	Speed	Sect-2	Speed	Sect-3	Speed	lap time	Top Speed	lap	Sect-1	Speed	Sect-2	Speed	Sect-3	Speed	lap time	Top Speed
1	1:00.419	104.4	58.078	<u>79.4</u>	<u>1:02.021</u>		3:00.518	124.3	7	1:00.882	92.3	1:06.972	63.3	1:17.732		3:25.586	141.5
2	<u>52.221</u>	<u>108.5</u>	<u>57.748</u>	77.9	1:08.102		<u>2:58.071</u>	<u>168.5</u>	8	1:00.858	89.9	1:09.087	68.6	Pit In		<u>3:33.115</u>	140.6
3	56.986	104.7	1:01.681	65.9	1:11.680		3:10.347	157.9	9	Pit Out	101.4	1:08.519	67.0	1:15.987		<u>6:37.559</u>	
4	58.129	96.9	1:07.085	62.9	1:13.180		3:18.394	149.4	10	1:03.485	99.5	1:05.508	63.9	1:15.127		3:24.120	140.3
5	59.921	96.1	1:09.086	59.3	1:19.228		3:28.235	140.3	11	1:05.766	97.2	1:06.026	66.5	1:16.741		3:28.533	130.4
6	1:00.443	95.8	1:08.893	53.0	1:17.759		3:27.095	149.8	12	1:00.482	96.1	1:06.940	59.9	1:18.535		3:25.957	146.5

79 Gans-Soper (USA)								Ford Lotus Cortina									
lap	Sect-1	Speed	Sect-2	Speed	Sect-3	Speed	lap time	Top Speed	lap	Sect-1	Speed	Sect-2	Speed	Sect-3	Speed	lap time	Top Speed
1		<u>127.4</u>	46.513	91.2	51.860		2:28.853	174.2	9	50.694	123.9	54.226	80.1	1:00.624		2:45.544	188.8
2	<u>43.335</u>	126.6	<u>46.015</u>	<u>99.3</u>	<u>51.213</u>		<u>2:20.563</u>	<u>200.0</u>	10	50.343	114.9	54.059	89.0	1:00.799		2:45.201	185.2
3	49.709	112.6	53.435	87.0	1:00.169		2:43.313	197.4	11	50.475	107.4	54.716	86.1	Pit In		<u>2:53.800</u>	189.8
4	49.755	119.5	54.193	84.1	59.871		2:43.819	187.8	12	Pit Out	104.9	55.699	78.8	1:02.171		<u>4:23.427</u>	
5	50.128	115.3	54.532	84.9	1:01.974		2:46.634	191.8	13	51.797	105.2	55.121	80.8	1:01.398		2:48.316	177.9
6	50.873	110.9	55.183	89.4	1:01.928		2:47.984	184.3	14	50.805	103.3	56.143	77.4	1:01.791		2:48.739	168.0
7	50.652	111.0	55.404	85.4	1:00.998		2:47.054	191.5	15	52.077	97.5	58.624	72.8	1:03.217		2:53.918	177.9
8	51.390	113.6	54.594	86.3	1:01.366		2:47.350	190.1	16								

84 Steve Jones (GB)								Morris Mini Cooper S									
lap	Sect-1	Speed	Sect-2	Speed	Sect-3	Speed	lap time	Top Speed	lap	Sect-1	Speed	Sect-2	Speed	Sect-3	Speed	lap time	Top Speed
1		113.7	48.444	<u>94.9</u>	<u>53.949</u>		2:34.646	152.3	9	51.414	109.4	56.393	79.8	1:02.127		2:49.934	172.0
2	<u>45.804</u>	118.0	<u>48.199</u>	84.1	54.109		<u>2:28.112</u>	<u>181.5</u>	10	51.810	113.3	55.477	75.4	1:02.110		2:49.397	170.6
3	49.520	<u>131.2</u>	53.881	81.1	1:01.414		2:44.815	179.1	11	51.546	109.2	54.923	78.2	1:01.692		2:48.161	164.4
4	51.224	116.5	55.600	83.0	1:00.036		2:46.860	159.5	12	51.085	114.4	54.243	75.3	1:01.061		2:46.389	173.6
5	51.242	116.3	55.758	81.3	1:02.743		2:49.743	172.5	13	50.702	114.0	54.037	76.8	1:00.057		2:44.796	173.4
6	51.639	109.6	56.422	74.6	1:01.864		2:49.925	167.4	14	50.049	111.9	54.118	72.9	59.871		2:44.038	172.0
7	51.906	103.2	56.878	79.4	Pit In		<u>3:00.315</u>	171.4	15	51.862	108.9	56.218	74.1	1:02.551		2:50.631	174.5
8	Pit Out	113.8	56.001	76.2	1:02.444		<u>4:22.297</u>		16								

123 Wood-Morgan (GB)								Nissan Skyline GT-R									
lap	Sect-1	Speed	Sect-2	Speed	Sect-3	Speed	lap time	Top Speed	lap	Sect-1	Speed	Sect-2	Speed	Sect-3	Speed	lap time	Top Speed
1		125.1	43.009	96.3	46.973		2:11.921	174.5	9	45.348	107.4	48.793	75.4	Pit In		<u>2:38.568</u>	177.9
2	<u>39.748</u>	129.5	<u>42.048</u>	<u>96.7</u>	<u>46.961</u>		<u>2:08.757</u>	<u>214.7</u>	10	Pit Out	114.0	45.651	84.1	49.772		<u>5:20.249</u>	
3	44.019	117.6	48.314	90.2	52.449		2:24.782	192.5	11	42.914	114.6	44.836	96.2	49.635		2:17.385	180.9
4	46.020	111.8	48.526	83.3	53.102		2:27.648	168.2	12	40.010	<u>133.5</u>	43.920	86.7	50.747		2:14.677	203.4
5	45.047	113.2	50.747	80.1	55.199		2:30.993	177.3	13	41.273	123.9	45.928	95.7	51.416		2:18.617	191.5
6	48.893	96.7	51.547	78.9	55.473		2:35.913	155.6	14	41.853	127.2	44.551	94.0	51.348		2:17.752	188.8
7	45.514	113.2	49.587	76.2	53.803		2:28.904	180.0	15	41.280	128.3	44.487	94.2	49.815		2:15.582	196.4
8	44.766	110.3	49.680	74.7	55.032		2:29.478	182.4	16	43.595	127.4	43.137	96.4	49.004		2:15.736	186.2

501 Dias Pedro-Pereira (PT)								Ford RS 2000									
lap	Sect-1	Speed	Sect-2	Speed	Sect-3	Speed	lap time	Top Speed	lap	Sect-1	Speed	Sect-2	Speed	Sect-3	Speed	lap time	Top Speed
1		119.3	49.717	87.3	<u>53.679</u>		2:32.732	155.4	9	Pit Out	115.4	54.232	74.4	1:00.868		<u>4:11.348</u>	
2	<u>46.399</u>	119.7	<u>48.761</u>	<u>88.2</u>	53.905		<u>2:29.065</u>	<u>182.4</u>	10	51.306	113.7	54.602	74.8	1:00.639		2:46.547	163.9
3	48.103	118.3	52.511	76.1	59.543		2:40.157	171.7	11	49.601	114.5	53.636	71.0	58.120		2:41.357	166.2
4	49.638	<u>127.5</u>	53.032	73.9	59.665		2:42.335	172.2	12	49.625	115.1	53.123	75.1	59.474		2:42.222	167.7
5	50.393	122.3	54.012	66.1	1:01.083		2:45.488	171.2	13	49.248	114.8	53.325	73.2	59.470		2:42.043	172.0
6	51.109	111.7	54.972	74.7	1:01.489		2:47.570	157.4	14	49.948	113.1	54.463	70.7	59.906		2:44.317	158.6
7	50.677	111.9	54.330	80.1	1:00.231		2:45.238	169.5	15	49.628	115.8	53.819	71.8	58.945		2:42.392	169.0
8	50.550	118.4	53.764	75.7	Pit In		<u>2:56.178</u>	168.5	16								


**ALGARVE CLASSIC FESTIVAL 2019**

Autódromo Internacional do Algarve

HTCC &amp; TDT &amp; U2TC &amp; GRUPO 1 Portugal

31 October - 3 November 2019

Laps and Sector Times - Race 2

Autodromo Internacional Algarve - 4652 mtr.

502 Gaspar-Mayer Gaspar(PT)								VW Golf GTI									
lap	Sect-1	Speed	Sect-2	Speed	Sect-3	Speed	lap time	Top Speed	lap	Sect-1	Speed	Sect-2	Speed	Sect-3	Speed	lap time	Top Speed
1	50.577	121.2	49.176	93.7	53.823		2:33.576	153.8	9	47.731	132.0	50.234	93.7	56.310		2:34.275	171.4
2	<u>45.368</u>	125.0	<u>48.517</u>	91.6	<u>52.264</u>		<u>2:26.149</u>	175.6	10	47.263	<u>133.0</u>	51.110	90.0	Pit In		<u>2:40.763</u>	171.7
3	47.337	130.9	50.951	86.9	56.136		2:34.424	<u>175.9</u>	11	Pit Out	119.9	55.654	68.6	1:09.548		<u>4:20.690</u>	
4	47.716	124.1	50.989	84.3	57.884		2:36.589	173.1	12	53.046	116.8	55.096	69.8	1:02.966		2:51.108	141.7
5	48.950	120.3	52.888	85.8	57.492		2:39.330	172.2	13	53.522	111.7	54.373	80.8	1:00.892		2:48.787	153.8
6	47.925	125.9	52.029	87.9	56.737		2:36.691	168.0	14	51.328	107.9	53.894	74.7	1:01.303		2:46.525	157.4
7	48.199	126.3	50.472	86.1	56.458		2:35.129	171.2	15	52.204	104.0	55.254	83.8	1:03.548		2:51.006	155.6
8	47.760	132.4	50.186	93.0	56.481		2:34.427	171.2	16								

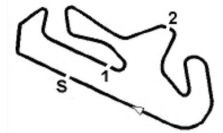
508 Paulo Vieira(PT)								Ford Escort RS 2000									
lap	Sect-1	Speed	Sect-2	Speed	Sect-3	Speed	lap time	Top Speed	lap	Sect-1	Speed	Sect-2	Speed	Sect-3	Speed	lap time	Top Speed
1	55.759	101.7	50.959	83.9	<u>55.885</u>		2:42.603	139.2	9	Pit Out	<u>122.7</u>	55.013	80.1	58.355		<u>4:09.835</u>	
2	<u>46.164</u>	116.6	<u>50.452</u>	77.7	58.269		<u>2:34.885</u>	<u>182.1</u>	10	48.826	110.5	53.615	88.5	57.939		2:40.380	174.8
3	50.334	109.1	54.761	73.8	58.636		2:43.731	161.9	11	49.827	117.4	53.769	76.2	58.660		2:42.256	176.5
4	50.616	110.2	53.729	86.8	59.328		2:43.673	168.5	12	49.179	116.6	52.207	79.8	57.883		2:39.269	170.6
5	52.137	106.1	55.261	78.7	1:01.197		2:48.595	165.4	13	52.946	116.1	52.634	88.4	58.592		2:44.172	172.0
6	50.219	119.9	54.208	73.3	59.829		2:44.256	161.2	14	49.019	114.8	51.308	75.9	57.485		2:37.812	168.0
7	51.621	106.7	54.083	<u>90.4</u>	58.900		2:44.604	160.7	15	50.747	112.6	54.933	85.2	58.888		2:44.568	165.4
8	50.549	113.7	54.564	73.8	Pit In		<u>2:54.998</u>	162.7	16								

513 Nunes-da-l Maso(PT)								Porsche 924 Turbo									
lap	Sect-1	Speed	Sect-2	Speed	Sect-3	Speed	lap time	Top Speed	lap	Sect-1	Speed	Sect-2	Speed	Sect-3	Speed	lap time	Top Speed
1	54.537	112.5	50.818	<u>91.0</u>	<u>55.269</u>		2:40.624	145.4	9	1:03.536	109.1	55.366	78.0	1:01.727		3:00.629	176.5
2	<u>47.390</u>	117.0	<u>49.936</u>	90.2	58.172		<u>2:35.498</u>	<u>187.2</u>	10	49.895	109.2	55.003	78.3	1:01.945		2:46.843	178.8
3	49.569	114.8	52.705	86.4	1:00.336		2:42.610	169.8	11	50.774	<u>119.5</u>	54.472	79.3	1:00.305		2:45.551	163.9
4	49.784	110.5	53.211	87.7	59.345		2:42.340	170.9	12	49.540	118.4	54.057	78.8	1:00.087		2:43.684	178.2
5	50.581	115.0	55.092	85.0	1:01.911		2:47.584	164.9	13	49.678	114.5	54.891	77.2	59.957		2:44.526	184.6
6	51.551	116.5	53.335	87.5	1:00.739		2:45.625	161.4	14	49.981	111.1	53.817	75.1	59.642		2:43.440	182.1
7	51.964	97.6	55.184	85.1	Pit In		<u>2:57.643</u>	175.0	15	50.695	113.0	54.366	75.0	1:01.317		2:46.378	181.8
8	Pit Out	108.4	56.231	75.3	1:02.592		<u>4:40.464</u>		16								

516 Diogo Lopes-Martins(PT)								Ford Escort RS 2000									
lap	Sect-1	Speed	Sect-2	Speed	Sect-3	Speed	lap time	Top Speed	lap	Sect-1	Speed	Sect-2	Speed	Sect-3	Speed	lap time	Top Speed
1	115.4		48.406	<u>95.0</u>	<u>52.356</u>		2:32.007	157.7	9	Pit Out	113.4	51.263	86.8	59.276		<u>4:06.342</u>	
2	<u>44.341</u>	<u>123.0</u>	<u>47.618</u>	92.5	53.779		<u>2:25.738</u>	<u>190.5</u>	10	49.748	105.2	52.258	84.0	58.128		2:40.134	166.7
3	49.222	107.8	51.938	84.3	58.444		2:39.604	162.4	11	49.095	113.6	51.730	88.0	59.138		2:39.963	180.9
4	49.755	111.7	51.394	91.8	57.921		2:39.070	156.5	12	48.859	113.4	51.705	81.4	58.879		2:39.443	175.3
5	50.132	111.7	53.291	80.3	59.835		2:43.258	172.0	13	50.219	112.0	52.120	85.2	1:00.305		2:42.644	174.8
6	49.360	117.6	53.283	89.9	58.868		2:41.511	175.0	14	49.190	109.8	52.339	79.1	59.040		2:40.569	173.4
7	49.216	105.2	52.603	81.9	58.031		2:39.850	180.6	15	51.826	106.6	53.812	85.0	1:00.793		2:46.431	155.2
8	49.859	107.8	51.436	84.7	Pit In		<u>2:48.862</u>	170.9	16								

520 Francisco Freitas(PT)								Datsun 1200									
lap	Sect-1	Speed	Sect-2	Speed	Sect-3	Speed	lap time	Top Speed	lap	Sect-1	Speed	Sect-2	Speed	Sect-3	Speed	lap time	Top Speed
1	58.795	105.2	<u>54.842</u>	91.4	<u>57.362</u>		2:50.999	132.4	8	55.588	<u>119.9</u>	57.585	78.4	1:03.292		2:56.465	136.9
2	<u>51.812</u>	113.3	54.904	<u>94.7</u>	1:01.663		<u>2:48.379</u>	<u>147.5</u>	9	55.264	98.7	58.676	79.2	1:02.505		2:56.445	138.5
3	54.420	119.6	56.586	81.7	1:03.080		2:54.086	141.5	10	54.814	113.4	57.166	80.4	1:01.986		2:53.966	140.8
4	54.746	<u>119.9</u>	56.609	83.7	1:03.381		2:54.736	139.4	11	55.385	105.7	56.950	80.3	1:01.875		2:54.210	138.3
5	57.054	109.5	59.509	85.0	1:04.729		3:01.292	136.9	12	54.587	112.5	58.824	78.7	1:01.290		2:54.701	139.0
6	56.998	102.9	58.561	74.1	Pit In		<u>3:06.617</u>	138.3	13	54.717	105.5	57.412	83.3	1:02.109		2:54.238	142.1
7	Pit Out	116.5	57.152	82.4	1:03.017		<u>4:22.667</u>		14	56.218	98.5	57.852	79.7	1:03.635		2:57.705	137.6

524 Rui Carvalho(PT)								Porsche 924									
lap	Sect-1	Speed	Sect-2	Speed	Sect-3	Speed	lap time	Top Speed	lap	Sect-1	Speed	Sect-2	Speed	Sect-3	Speed	lap time	Top Speed
1	58.211	108.1	54.709	<u>87.4</u>	<u>58.283</u>		2:51.203	129.8	8	55.300	108.5	58.535	65.8	Pit In		<u>3:09.238</u>	146.5
2	<u>48.265</u>	110.5	<u>54.315</u>	73.9	1:00.957		<u>2:43.537</u>	<u>174.2</u>	9	Pit Out	104.9	58.823	66.5	1:03.851		<u>4:34.160</u>	
3	52.689	106.7	57.081	70.5	1:04.155		2:53.925	150.6	10	56.967	102.4	58.148	65.4	1:03.713		2:58.828	156.5



## ALGARVE CLASSIC FESTIVAL 2019

Autódromo Internacional do Algarve

HTCC & TDT & U2TC & GRUPO 1 Portugal

31 October - 3 November 2019

Laps and Sector Times - Race 2

Autodromo Internacional Algarve - 4652 mtr.

4	53.944	<u>115.0</u>	57.305	70.6	1:03.564	2:54.813	153.8	11	53.398	107.0	56.756	70.6	1:02.716	2:52.870	153.8
5	55.506	102.4	1:00.623	68.6	1:05.746	3:01.875	146.1	12	53.252	114.9	56.677	63.5	1:01.763	2:51.692	141.9
6	55.270	95.4	59.657	62.0	1:03.948	2:58.875	145.9	13	53.489	109.3	59.566	72.4	1:02.073	2:55.128	151.5
7	56.446	100.5	59.071	61.7	1:04.491	3:00.008	140.6	14	52.602	112.5	57.036	70.0	1:05.521	2:55.159	157.2

528 Hugo Nazário(PT)								Porsche 924									
lap	Sect-1	Speed	Sect-2	Speed	Sect-3	Speed	lap time	Top Speed	lap	Sect-1	Speed	Sect-2	Speed	Sect-3	Speed	lap time	Top Speed
1	55.152	108.7	<u>52.630</u>	86.1	<u>56.820</u>		2:44.602	147.3	8	51.984	109.9	56.456	83.2	Pit In		2:58.636	168.0
2	<u>48.927</u>	107.7	53.787	<u>86.6</u>	1:00.718		<u>2:43.432</u>	<u>175.0</u>	9	Pit Out	110.5	55.623	86.1	1:01.168		4:17.229	
3	51.696	<u>116.3</u>	55.779	78.6	1:02.415		2:49.890	166.4	10	52.254	106.6	55.434	80.2	1:00.933		2:48.621	168.2
4	52.551	107.6	55.393	82.4	1:00.363		2:48.307	163.4	11	51.553	108.5	55.726	79.7	1:00.383		2:47.662	164.9
5	54.292	105.5	56.126	80.8	1:02.644		2:53.062	140.4	12	51.638	111.9	55.735	83.3	59.989		2:47.362	169.8
6	53.030	107.4	55.453	81.3	1:01.383		2:49.866	163.4	13	51.232	108.0	55.088	81.6	1:00.146		2:46.466	170.3
7	53.193	106.4	55.975	82.9	1:01.383		2:50.551	166.2	14	51.836	111.0	55.696	82.9	1:02.998		2:50.530	168.5

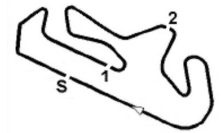
538 Moura-Black(PT)								VW Golf GTI									
lap	Sect-1	Speed	Sect-2	Speed	Sect-3	Speed	lap time	Top Speed	lap	Sect-1	Speed	Sect-2	Speed	Sect-3	Speed	lap time	Top Speed
1	53.889	116.8	55.398	85.2	<u>56.730</u>		2:46.017	139.7	8	Pit Out	90.0	1:02.149	82.7	1:01.174		4:19.441	
2	50.494	110.1	<u>53.490</u>	79.2	1:00.409		2:44.393	<u>170.6</u>	9	53.023	110.1	55.210	79.6	1:00.251		2:48.484	152.8
3	52.628	113.0	57.214	73.5	Pit In		<u>3:07.047</u>	154.9	10	50.751	106.8	54.643	76.7	59.149		2:44.543	169.3
4	Pit Out	109.5	57.791	71.6	1:05.047		4:18.252		11	50.260	<u>128.4</u>	54.261	<u>85.9</u>	59.271		<u>2:43.792</u>	166.7
5	54.916	109.4	56.256	72.1	1:04.882		2:56.054	147.7	12	51.362	118.2	53.993	84.0	58.632		2:43.987	163.9
6	52.647	105.3	57.026	77.2	1:01.263		2:50.936	162.2	13	<u>50.206</u>	118.2	54.523	80.6	59.135		2:43.864	166.2
7	51.917	114.2	56.577	75.3	Pit In		<u>2:59.316</u>	161.7	14	51.674	125.3	54.525	82.6	59.690		2:45.889	164.1

540 Matos-Matos(PT)								Volkswagen Golf GTI									
lap	Sect-1	Speed	Sect-2	Speed	Sect-3	Speed	lap time	Top Speed	lap	Sect-1	Speed	Sect-2	Speed	Sect-3	Speed	lap time	Top Speed
1	54.100	108.7	51.808	<u>87.1</u>	<u>54.217</u>		2:40.125	142.3	8	55.195	121.1	56.715	84.0	Pit In		2:59.769	134.7
2	<u>48.496</u>	<u>123.9</u>	<u>49.775</u>	85.5	56.469		<u>2:34.740</u>	<u>173.6</u>	9	Pit Out	105.8	56.083	79.8	1:00.875		4:45.422	
3	50.092	112.4	54.180	79.9	1:00.223		2:44.495	166.9	10	54.085	104.0	56.576	81.6	1:00.573		2:51.234	137.6
4	51.923	102.0	53.538	83.3	59.292		2:44.753	155.4	11	54.918	113.0	57.325	84.5	1:02.078		2:54.321	129.7
5	52.148	113.2	55.409	83.2	1:01.211		2:48.768	149.8	12	58.435	111.2	58.900	80.8	Pit In		3:14.427	122.0
6	53.641	112.9	56.005	80.5	1:00.883		2:50.529	141.7	13	Pit Out	87.9	1:07.238	62.1	Pit In		4:35.275	
7	53.642	115.6	56.127	82.7	1:02.915		2:52.684	139.2	14								

557 Francisco Cardoso(PT)								Peugeot 104 ZS									
lap	Sect-1	Speed	Sect-2	Speed	Sect-3	Speed	lap time	Top Speed	lap	Sect-1	Speed	Sect-2	Speed	Sect-3	Speed	lap time	Top Speed
1	58.658	102.1	<u>52.717</u>	<u>88.2</u>	<u>55.935</u>		<u>2:47.310</u>	130.8	7	55.324	115.4	55.681	78.0	1:01.742		2:52.747	145.9
2	<u>50.752</u>	103.0	54.804	83.1	1:02.070		2:47.626	150.4	8	53.209	100.9	57.464	73.5	Pit In		3:03.037	143.6
3	53.927	105.7	57.897	74.5	1:01.471		2:53.295	145.7	9	Pit Out	99.6	56.231	76.7	1:00.895		4:09.987	
4	53.395	<u>125.1</u>	54.983	83.1	1:01.147		2:49.525	146.3	10	53.767	110.3	54.944	77.0	1:01.049		2:49.760	141.0
5	53.926	107.4	56.198	78.1	1:03.249		2:53.373	145.2	11	51.806	112.9	56.002	77.0	1:00.247		2:48.055	151.9
6	53.628	101.8	56.579	67.2	1:04.681		2:54.888	143.4	12	53.191	113.9	54.883	82.9	Pit In		3:13.753	<u>152.3</u>

565 Luis Santa-Bárbara(PT)								Datsun 1200									
lap	Sect-1	Speed	Sect-2	Speed	Sect-3	Speed	lap time	Top Speed	lap	Sect-1	Speed	Sect-2	Speed	Sect-3	Speed	lap time	Top Speed
1	59.592	110.7	<u>55.629</u>	82.6	<u>59.140</u>		2:54.361	121.1	7	57.581	106.1	1:00.134	69.8	Pit In		3:10.369	137.9
2	<u>53.806</u>	<u>117.3</u>	55.910	<u>86.4</u>	1:02.978		<u>2:52.694</u>	139.7	8	Pit Out	112.6	1:00.738	78.2	1:04.662		4:32.425	
3	1:03.696	114.2	58.593	76.7	1:04.153		3:06.442	<u>139.9</u>	9	57.382	115.0	58.580	74.1	1:03.890		2:59.852	136.0
4	58.043	108.0	59.038	79.6	1:04.497		3:01.578	133.2	10	59.000	98.1	59.383	76.3	1:04.007		3:02.390	126.9
5	58.613	114.8	1:08.083	74.1	1:05.165		3:11.861	130.3	11	1:05.481	76.3	1:30.694	53.2	Pit In		4:23.566	118.4
6	57.421	106.8	59.669	73.6	1:05.448		3:02.538	133.3	12								

573 André Castro Pinheiro(PT)								Jaguar XJS V12									
lap	Sect-1	Speed	Sect-2	Speed	Sect-3	Speed	lap time	Top Speed	lap	Sect-1	Speed	Sect-2	Speed	Sect-3	Speed	lap time	Top Speed
1		108.8	50.293	87.6	<u>54.422</u>		2:37.974	150.2	9	48.501	118.8	54.691	82.6	Pit In		2:51.343	176.5
2	<u>47.831</u>	113.4	<u>49.764</u>	<u>96.2</u>	55.262		<u>2:32.857</u>	175.9	10	Pit Out	121.8	54.207	79.9	59.833		4:08.770	
3	50.515	100.4	53.652	83.4	58.987		2:43.154	150.0	11	48.995	109.4	53.371	80.2	57.793		2:40.159	183.7
4	49.855	114.3	53.899	85.1	58.213		2:41.967	175.3	12	48.871	113.9	51.666	84.1	57.780		2:38.317	178.2



## ALGARVE CLASSIC FESTIVAL 2019

Autódromo Internacional do Algarve

HTCC & TDT & U2TC & GRUPO 1 Portugal

31 October - 3 November 2019

Laps and Sector Times - Race 2

Autodromo Internacional Algarve - 4652 mtr.

5	52.421	117.9	55.131	81.3	1:01.731	2:49.283	158.8	13	48.679	<u>123.0</u>	52.505	85.6	57.554	2:38.738	183.4
6	50.986	111.5	54.281	83.1	59.292	2:44.559	162.9	14	49.850	<u>107.6</u>	52.591	81.1	56.835	2:39.276	178.2
7	49.947	106.5	54.538	84.1	59.019	2:43.504	183.7	15	48.577	112.7	54.202	79.9	1:00.547	2:43.326	<u>186.9</u>
8	50.134	110.9	53.717	85.6	59.293	2:43.144	173.1	16							

580 Reis-Costa (PT)									Datsun 1200								
lap	Sect-1	Speed	Sect-2	Speed	Sect-3	Speed	lap time	Top Speed	lap	Sect-1	Speed	Sect-2	Speed	Sect-3	Speed	lap time	Top Speed
1	1:01.063	102.3	58.165	<u>90.7</u>	<u>1:00.203</u>		2:59.431	119.1	8	57.688	89.5	59.721	79.6	1:03.653		3:01.062	139.4
2	<u>54.109</u>	<u>110.7</u>	<u>57.397</u>	83.7	1:05.092		<u>2:56.598</u>	139.7	9	56.252	105.3	58.949	71.6	1:03.874		2:59.075	139.2
3	57.641	109.4	59.154	90.4	1:05.334		3:02.129	134.8	10	56.794	101.9	58.483	81.7	1:03.594		2:58.871	<u>141.4</u>
4	56.097	106.8	1:17.902	74.0	1:04.573		3:18.572	135.2	11	56.530	104.9	58.093	80.5	1:04.235		2:58.858	139.0
5	58.148	99.6	1:00.905	73.5	Pit In		3:11.011	130.9	12	57.629	105.5	1:01.222	73.4	Pit In		3:12.122	120.1
6	Pit Out	91.6	1:01.141	81.6	1:05.625		4:27.544		13	Pit Out	105.1	59.856	85.2	1:06.336		3:28.803	
7	56.586	107.1	58.504	81.1	1:04.431		2:59.521	138.3	14								

584 Tomas Pinto Abreu (PT)									Datsun 1200								
lap	Sect-1	Speed	Sect-2	Speed	Sect-3	Speed	lap time	Top Speed	lap	Sect-1	Speed	Sect-2	Speed	Sect-3	Speed	lap time	Top Speed
1	59.355	105.7	<u>55.119</u>	<u>82.7</u>	<u>59.123</u>		2:53.597	130.0	7	57.958	106.9	1:00.358	73.0	1:03.976		3:02.292	137.1
2	<u>52.142</u>	113.9	55.929	75.4	1:03.943		<u>2:52.014</u>	<u>144.6</u>	8	56.218	108.0	59.622	75.5	1:04.020		2:59.860	138.1
3	56.904	97.8	5:31.486	75.5	1:08.478		7:36.868	138.5	9	56.278	116.9	58.556	74.3	1:02.495		2:57.329	136.7
4	58.363	109.2	1:00.823	74.9	Pit In		3:11.445	132.0	10	58.238	108.4	57.514	73.2	1:03.041		2:58.793	139.2
5	Pit Out	108.0	1:00.150	74.2	1:05.081		4:26.580		11	56.678	108.8	58.419	71.4	1:03.061		2:58.158	137.6
6	56.172	110.0	1:01.343	65.5	1:04.505		3:02.020	138.3	12	55.368	<u>119.2</u>	57.960	79.0	1:03.018		2:56.346	137.6

588 C. Pinto-P. Liberal (PT)									Volkswagen Golf GTI								
lap	Sect-1	Speed	Sect-2	Speed	Sect-3	Speed	lap time	Top Speed	lap	Sect-1	Speed	Sect-2	Speed	Sect-3	Speed	lap time	Top Speed
1	54.037	113.6	50.741	<u>93.5</u>	<u>54.721</u>		2:39.499	144.4	9	Pit Out	108.7	57.564	72.8	1:03.076		4:23.549	
2	<u>47.781</u>	<u>138.3</u>	<u>48.569</u>	84.5	55.468		<u>2:31.818</u>	<u>177.3</u>	10	51.877	106.6	55.783	67.3	1:01.818		2:49.478	160.0
3	49.830	130.4	52.271	81.8	56.956		2:39.057	171.7	11	53.090	107.8	55.246	72.0	1:02.226		2:50.562	163.6
4	49.228	117.5	54.215	92.7	58.312		2:41.755	169.0	12	51.395	104.3	55.403	71.4	1:00.801		2:47.599	165.9
5	50.196	128.6	54.031	78.8	59.173		2:43.400	175.0	13	50.683	110.5	54.808	70.6	1:00.444		2:45.935	166.2
6	49.645	119.7	53.009	84.6	59.043		2:41.697	164.9	14	50.004	112.5	53.684	69.9	1:00.990		2:44.678	171.4
7	49.862	119.5	53.204	87.6	58.256		2:41.322	164.9	15	51.839	113.1	54.907	73.2	1:02.881		2:49.627	160.5
8	50.567	120.4	55.102	84.0	Pit In		<u>2:56.617</u>	162.4	16								

590 Mourato Gordo-Rodrigues (PT)									Datsun 1200								
lap	Sect-1	Speed	Sect-2	Speed	Sect-3	Speed	lap time	Top Speed	lap	Sect-1	Speed	Sect-2	Speed	Sect-3	Speed	lap time	Top Speed
1	1:00.087	113.0	<u>55.934</u>	72.2	<u>1:00.487</u>		<u>2:56.508</u>	123.4	8	57.904	110.7	59.720	69.9	1:06.149		3:03.773	135.0
2	<u>54.122</u>	<u>120.8</u>	57.907	76.6	1:07.472		2:59.501	<u>139.5</u>	9	56.555	106.9	59.444	76.3	1:15.567		3:11.566	136.5
3	57.091	109.1	1:00.041	71.0	1:08.202		3:05.334	134.7	10	57.518	111.9	1:00.130	74.6	1:04.926		3:02.574	134.2
4	57.211	102.8	1:04.238	63.4	1:09.216		3:10.665	130.8	11	56.649	115.5	59.844	77.1	1:04.357		3:00.850	136.4
5	1:00.184	103.0	1:01.755	<u>81.0</u>	1:06.319		3:08.258	124.0	12	56.957	110.1	1:01.193	62.3	1:08.754		3:06.904	134.2
6	1:00.077	101.6	1:01.667	63.6	Pit In		3:18.107	133.0	13	57.642	99.4	1:02.487	77.7	1:09.395		3:09.524	130.4
7	Pit Out	106.5	1:06.770	69.7	1:06.939		4:36.324		14								

595 Fresco-Fresco (PT)									Ford Capri MKIII V6								
lap	Sect-1	Speed	Sect-2	Speed	Sect-3	Speed	lap time	Top Speed	lap	Sect-1	Speed	Sect-2	Speed	Sect-3	Speed	lap time	Top Speed
1	55.789	103.3	52.714	<u>101.5</u>	<u>57.581</u>		2:46.084	131.4	8	54.189	114.8	55.739	81.9	Pit In		3:03.342	138.8
2	<u>50.209</u>	108.9	<u>51.690</u>	90.9	1:00.479		<u>2:42.378</u>	<u>161.2</u>	9	Pit Out	<u>116.9</u>	55.720	83.1	1:02.460		4:19.470	
3	54.389	111.8	55.236	90.8	1:01.571		2:51.196	126.5	10	54.525	102.0	54.520	85.2	1:02.416		2:51.461	146.7
4	53.955	109.0	55.255	92.6	1:02.128		2:51.338	137.4	11	54.385	104.7	55.229	77.3	1:03.556		2:53.170	143.0
5	56.925	95.1	56.579	86.3	1:04.840		2:58.344	128.9	12	54.568	110.7	54.657	72.1	1:05.934		2:55.159	145.0
6	54.224	112.6	54.938	88.1	1:04.189		2:53.351	144.8	13	55.596	105.1	55.368	81.9	1:01.628		2:52.592	148.6
7	53.991	109.1	57.977	79.6	1:02.834		2:54.802	136.0	14	53.979	97.6	56.486	82.2	1:04.158		2:54.623	150.6