
ALGARVE CLASSIC FESTIVAL 2019

Autódromo Internacional do Algarve

HTCC & TDT & U2TC & GRUPO 1 Portugal

31 October - 3 November 2019

Laps and Sector Times - Race 1

Autodromo Internacional Algarve - 4652 mtr.

1 Thomas-Lockie(GB)								Ford Sierra Cosworth RS500									
lap	Sect-1	Speed	Sect-2	Speed	Sect-3	Speed	lap time	Top Speed	lap	Sect-1	Speed	Sect-2	Speed	Sect-3	Speed	lap time	Top Speed
1		154.9	40.408	105.6	57.865		2:16.270	170.9	9	37.875	143.0	40.223	103.6	45.954		2:04.052	233.3
2	1:10.904	74.0	1:03.955	62.1	1:20.316		3:35.175	98.0	10	38.026	149.4	40.321	106.8	46.004		2:04.351	227.8
3	57.568	104.0	48.888	78.7	1:06.935		2:53.391	101.6	11	37.734	151.0	40.798	102.6	Pit In		2:13.373	234.3
4	1:08.436	94.3	59.403	71.0	1:10.829		3:18.668	95.3	12	Pit Out	144.8	40.464	109.8	46.475		3:34.205	
5	38.972	144.0	40.494	102.6	1:01.507		2:20.973	209.3	13	37.343	152.3	41.089	109.0	<u>45.920</u>		2:04.352	235.3
6	1:10.169	63.8	1:07.667	77.4	1:05.778		3:23.614	113.1	14	37.245	154.9	40.187	99.3	46.176		2:03.608	232.3
7	38.354	143.0	40.489	107.4	46.338		2:05.181	221.3	15	37.385	146.7	<u>39.848</u>	<u>112.6</u>	46.920		2:04.153	230.8
8	38.804	<u>155.4</u>	42.101	104.4	46.627		2:07.532	219.1	16	<u>37.018</u>	148.1	39.884	105.7	46.129		<u>2:03.031</u>	<u>243.8</u>

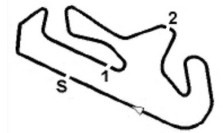
2 Neil Brown(GB)								Ford Lotus Cortina									
lap	Sect-1	Speed	Sect-2	Speed	Sect-3	Speed	lap time	Top Speed	lap	Sect-1	Speed	Sect-2	Speed	Sect-3	Speed	lap time	Top Speed
1		<u>128.7</u>	45.181	99.1	56.329		2:26.474	155.8	9	43.826	124.6	45.950	92.9	50.891		2:20.667	196.4
2	1:13.146	67.0	1:02.819	55.5	1:21.137		3:37.102	92.3	10	43.519	116.0	45.999	97.2	51.389		2:20.907	194.6
3	57.619	77.5	49.772	91.8	1:01.850		2:49.241	97.1	11	44.481	118.4	45.614	93.3	51.066		2:21.161	196.4
4	1:12.597	69.9	57.766	54.7	1:09.028		3:19.391	87.3	12	<u>43.346</u>	126.9	45.619	92.4	51.221		<u>2:20.186</u>	194.9
5	44.051	118.0	46.012	99.7	54.141		2:24.204	188.5	13	44.604	126.2	45.510	88.3	51.588		2:21.702	194.6
6	1:10.750	55.5	1:06.653	57.4	1:03.832		3:21.235	113.7	14	43.809	123.6	46.539	<u>108.0</u>	52.997		2:23.345	191.8
7	43.358	128.4	<u>45.062</u>	91.7	Pit In		<u>2:30.144</u>	194.2	15	44.262	127.1	45.445	96.2	51.555		2:21.262	<u>198.9</u>
8	Pit Out	128.6	45.495	93.2	<u>50.580</u>		<u>3:53.830</u>		16								

3 Richard Dutton(GB)								Ford Lotus Cortina									
lap	Sect-1	Speed	Sect-2	Speed	Sect-3	Speed	lap time	Top Speed	lap	Sect-1	Speed	Sect-2	Speed	Sect-3	Speed	lap time	Top Speed
1		135.8	43.594	105.8	53.675		2:20.714	157.0	6	1:10.932	59.0	1:06.921	65.6	1:04.446		3:22.299	105.3
2	1:12.458	60.5	1:03.108	69.7	1:21.427		3:36.993	89.8	7	<u>42.209</u>	<u>149.6</u>	<u>43.446</u>	<u>108.3</u>	<u>49.935</u>		<u>2:15.590</u>	<u>198.2</u>
3	57.349	76.7	48.978	104.2	1:04.994		2:51.321	107.1	8	42.524	129.5	45.420	90.5	50.199		2:18.143	197.1
4	1:10.535	66.1	58.548	61.7	1:10.678		3:19.761	101.6	9	44.091	126.6	1:01.038	71.1	Pit In		<u>3:00.261</u>	194.9
5	42.307	127.7	43.491	101.7	56.478		2:22.276	196.7	10								

3 Guilherme Affonso(PT)								Mini Cooper									
lap	Sect-1	Speed	Sect-2	Speed	Sect-3	Speed	lap time	Top Speed	lap	Sect-1	Speed	Sect-2	Speed	Sect-3	Speed	lap time	Top Speed
1	57.203	108.8	55.630	74.3	59.223		2:52.056	138.8	8	5:28.435	129.0	53.491	84.3	<u>58.127</u>		7:20.053	143.4
2	1:11.289	56.1	1:07.498	73.4	1:37.203		3:55.990	111.6	9	51.168	123.3	53.648	<u>87.6</u>	58.768		2:43.584	143.2
3	56.412	99.4	56.474	74.7	59.767		2:52.653	126.2	10	51.854	124.7	53.275	84.8	58.281		2:43.410	144.2
4	59.346	99.9	54.612	80.7	58.925		2:52.883	121.9	11	51.009	122.7	53.101	87.5	58.142		2:42.252	146.5
5	51.283	112.0	54.023	75.6	58.455		2:43.761	145.4	12	<u>50.817</u>	122.9	<u>52.868</u>	86.7	58.146		<u>2:41.831</u>	<u>149.6</u>
6	52.078	85.2	58.541	69.0	1:03.403		2:54.022	144.0	13	51.227	<u>130.8</u>	55.856	79.7	58.718		2:45.801	149.0
7	52.376	121.5	53.130	82.8	58.824		2:44.330	144.2	14								

6 Cavaleiro e Silva-Sales(PT)								Mini Cooper									
lap	Sect-1	Speed	Sect-2	Speed	Sect-3	Speed	lap time	Top Speed	lap	Sect-1	Speed	Sect-2	Speed	Sect-3	Speed	lap time	Top Speed
1	58.533	121.5	57.442	81.8	1:02.242		2:58.217	138.1	8	<u>5:07.309</u>	111.8	53.613	89.7	1:00.432		7:01.354	144.2
2	1:08.569	61.5	1:05.936	64.3	1:37.717		3:52.222	126.2	9	52.368	116.6	54.524	84.4	59.237		2:46.129	145.6
3	56.733	100.2	56.363	78.8	1:00.079		2:53.175	124.1	10	52.581		53.391	88.1	1:02.566		2:48.538	142.5
4	1:01.288	106.3	57.034	75.4	1:00.516		2:58.838	132.7	11	52.470	116.8	54.477	85.6	58.915		2:45.862	143.8
5	51.896	123.1	<u>53.376</u>	80.4	<u>58.801</u>		<u>2:44.073</u>	<u>146.3</u>	12	51.994	123.7	53.826	79.2	58.866		2:44.686	145.6
6	52.456	123.9	55.804	79.2	59.255		2:47.515	143.0	13	52.034	123.1	56.091	77.8	58.965		2:47.090	145.6
7	52.137	119.6	53.916	79.5	59.104		2:45.157	146.1	14								

10 Smith-Moulton-Smith(GB)								BMW M3 E30									
lap	Sect-1	Speed	Sect-2	Speed	Sect-3	Speed	lap time	Top Speed	lap	Sect-1	Speed	Sect-2	Speed	Sect-3	Speed	lap time	Top Speed
1		<u>142.3</u>	42.847	<u>108.0</u>	56.425		2:19.308	158.8	9	39.278	136.0	41.649	101.0	<u>44.953</u>		2:05.880	<u>224.5</u>
2	1:11.348	70.9	1:03.483	59.0	1:20.992		3:35.823	105.7	10	38.685	134.7	41.718	100.3	45.872		2:06.275	211.4
3	57.448	79.0	48.827	79.4	1:06.137		2:52.412	107.8	11	39.104	140.3	<u>40.691</u>	102.7	45.662		<u>2:05.457</u>	208.1
4	1:09.323	74.9	59.191	61.7	1:10.649		3:19.163	103.4	12	38.729	140.4	41.741	104.2	45.768		2:06.238	215.1
5	40.486	133.2	42.087	88.5	58.110		2:20.683	214.7	13	<u>38.375</u>	138.3	41.782	103.9	45.698		2:05.855	223.6
6	1:10.855	62.7	1:07.998	66.1	1:04.895		3:23.748	109.5	14	39.621	138.1	41.564	91.5	47.089		2:08.274	223.1
7	40.712	130.3	42.617	91.4	Pit In		<u>2:18.143</u>	208.9	15	38.967	134.2	42.264	101.1	46.671		2:07.902	221.3


ALGARVE CLASSIC FESTIVAL 2019

Autódromo Internacional do Algarve

HTCC & TDT & U2TC & GRUPO 1 Portugal

31 October - 3 November 2019

Laps and Sector Times - Race 1

Autodromo Internacional Algarve - 4652 mtr.

8	Pit Out	131.9	42.528	103.7	46.084	3:34.494	16	41.096	139.5	43.336	92.4	46.367	2:10.799	206.9
---	---------	-------	--------	-------	--------	----------	----	--------	-------	--------	------	--------	----------	-------

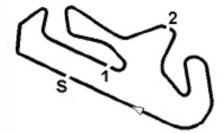
11 Blakeney-Edwards-Grant-Peterkin(GB)								Rover SD1									
lap	Sect-1	Speed	Sect-2	Speed	Sect-3	Speed	lap time	Top Speed	lap	Sect-1	Speed	Sect-2	Speed	Sect-3	Speed	lap time	Top Speed
1			41.556	<u>103.8</u>	56.666		2:18.470	154.9	9	<u>39.089</u>		42.794	92.2	47.613		2:09.496	221.3
2	1:11.200		1:03.543	62.2	1:20.880		3:35.623	104.0	10	39.510		42.231	90.6	47.346		2:09.087	215.1
3	57.619		48.443	86.2	1:06.684		2:52.746	108.5	11	39.608	145.0	42.514	90.7	47.535		2:09.657	218.6
4	1:08.939		59.350	61.6	1:11.052		3:19.341	101.0	12	40.204		43.024	85.6	47.706		2:10.934	218.6
5	39.889	142.9	<u>41.435</u>	103.3	59.089		2:20.413	216.4	13	39.917		43.444	86.7	47.383		2:10.744	220.4
6	5:38.312		42.334	87.7	47.138		<u>7:07.784</u>	112.9	14	40.431		43.352	87.3	48.076		2:11.859	209.3
7	41.115		43.307	92.2	<u>46.510</u>		2:10.932	219.5	15	40.265	<u>146.7</u>	42.801	89.3	47.652		2:10.718	<u>222.2</u>
8	39.443	137.2	42.156	91.9	47.280		<u>2:08.879</u>	<u>222.2</u>	16								

13 Wolfe-Haddon(GB)								Ford Lotus Cortina									
lap	Sect-1	Speed	Sect-2	Speed	Sect-3	Speed	lap time	Top Speed	lap	Sect-1	Speed	Sect-2	Speed	Sect-3	Speed	lap time	Top Speed
1			44.721	<u>108.0</u>	54.129		2:21.806	154.9	9	42.697	130.3	<u>43.707</u>	101.0	<u>50.292</u>		<u>2:16.696</u>	185.6
2	1:12.953	62.0	1:03.935	61.7	1:21.299		3:38.187	82.5	10	<u>41.880</u>	136.5	44.927	100.6	50.603		2:17.410	196.7
3	57.271	71.2	49.567	96.6	1:03.389		2:50.227	127.2	11	42.497	130.3	44.903	102.0	50.654		2:18.054	196.4
4	1:11.312	63.9	58.415	57.6	1:09.842		3:19.569	100.4	12	42.831	130.0	44.689	100.5	50.938		2:18.458	185.9
5	42.446	130.6	44.349	100.2	57.182		2:23.977	199.3	13	42.338	128.3	44.284	96.3	50.897		2:17.519	199.6
6	1:10.617	54.1	1:07.049	66.0	1:03.215		3:20.881	112.7	14	41.969	125.9	44.538	102.7	50.563		2:17.070	201.1
7	42.042	131.9	44.298	97.6	Pit In		<u>2:21.195</u>	<u>201.9</u>	15	42.224	125.3	45.870	96.8	50.535		2:18.629	201.5
8	Pit Out	<u>136.9</u>	44.822	93.6	50.718		3:45.525		16	50.331	90.8	53.730	81.4	Pit In		<u>3:24.412</u>	166.7

15 John Spiers (GB)								Ford Capri									
lap	Sect-1	Speed	Sect-2	Speed	Sect-3	Speed	lap time	Top Speed	lap	Sect-1	Speed	Sect-2	Speed	Sect-3	Speed	lap time	Top Speed
1		135.8	45.247	101.6	53.072		2:21.217	162.7	9	Pit Out	130.1	45.391	91.8	49.801		5:13.546	
2	1:12.834	61.0	1:03.718	65.0	1:21.235		3:37.787	88.0	10	41.635	136.2	44.883	89.8	49.781		2:16.299	215.1
3	57.646	81.6	49.506	94.3	1:03.005		2:50.157	116.6	11	42.360	144.6	<u>43.432</u>	94.7	49.969		2:15.761	219.1
4	1:11.382	64.7	58.684	61.2	1:10.301		3:20.367	97.4	12	41.454	133.8	44.339	96.8	50.073		2:15.866	210.9
5	42.216	134.8	44.193	93.3	56.800		2:23.209	209.3	13	<u>41.274</u>	138.1	44.877	86.3	50.598		2:16.749	217.7
6	1:10.509	57.3	1:07.139	70.9	1:03.810		3:21.458	101.4	14	41.519	133.7	44.465	<u>102.9</u>	51.029		2:17.013	<u>219.5</u>
7	41.946	<u>145.2</u>	44.408	96.9	<u>49.247</u>		<u>2:15.601</u>	209.7	15	41.847	138.3	43.893	94.1	50.388		2:16.128	215.1
8	41.687	139.2	45.758	75.8	Pit In		<u>2:23.785</u>	213.4	16								

16 Steve Dance (GB)								Ford Capri									
lap	Sect-1	Speed	Sect-2	Speed	Sect-3	Speed	lap time	Top Speed	lap	Sect-1	Speed	Sect-2	Speed	Sect-3	Speed	lap time	Top Speed
1		145.0	40.976	99.2	57.988		2:17.644	160.7	9	38.491	142.7	41.525	99.1	45.695		2:05.711	230.8
2	1:10.784	69.9	1:03.384	60.9	1:21.028		3:35.196	97.9	10	39.821	144.4	42.014	97.4	45.891		2:07.726	228.3
3	57.331	96.9	48.713	80.7	1:06.500		2:52.544	109.9	11	39.789	134.7	40.654	100.7	46.326		2:06.769	219.1
4	1:09.090	78.8	59.816	65.1	1:10.369		3:19.275	89.1	12	38.038	145.2	40.594	97.7	45.588		2:04.220	230.3
5	39.649	142.9	40.425	104.0	1:00.831		2:20.905	212.6	13	38.628	141.0	41.506	99.4	45.432		2:05.566	230.3
6	1:10.025	65.3	1:08.391	73.2	Pit In		3:29.941	116.0	14	38.461	146.1	41.608	<u>107.0</u>	45.811		2:05.880	226.9
7	Pit Out	144.6	40.761	95.7	<u>45.192</u>		<u>3:27.252</u>		15	<u>37.681</u>	147.3	41.080	106.4	45.611		2:04.372	233.3
8	38.022	142.5	41.370	99.2	46.076		2:05.468	<u>234.3</u>	16	38.104	<u>149.0</u>	<u>39.887</u>	102.9	45.696		<u>2:03.687</u>	231.8

16 Guilherme da Maso (PT)								Mini Cooper									
lap	Sect-1	Speed	Sect-2	Speed	Sect-3	Speed	lap time	Top Speed	lap	Sect-1	Speed	Sect-2	Speed	Sect-3	Speed	lap time	Top Speed
1	55.650	123.1	52.350	92.5	58.272		2:46.272	135.0	8	51.029	<u>128.6</u>	52.071	89.1	56.572		2:39.672	146.3
2	1:10.809	54.1	1:00.419	74.9	1:37.246		3:48.474	88.3	9	<u>49.803</u>		51.964	94.2	57.130		<u>2:38.897</u>	145.2
3	50.744	118.8	53.296	80.8	58.594		2:42.634	141.5	10	50.449		52.600	92.9	57.235		2:40.284	141.5
4	1:03.258	50.9	58.413	73.3	1:05.146		3:06.817	142.3	11	50.688	125.7	51.774	86.7	56.986		2:39.448	142.3
5	50.758	126.6	52.287	90.5	57.138		2:40.183	<u>150.6</u>	12	50.512	122.7	53.535	82.3	58.394		2:42.441	145.0
6	5:39.998	125.9	51.851	84.6	<u>56.484</u>		<u>7:28.333</u>	142.7	13	50.126	124.3	52.106	<u>95.6</u>	57.201		2:39.433	146.7
7	50.307	127.7	<u>51.584</u>	91.9	57.899		2:39.790	142.5	14								



ALGARVE CLASSIC FESTIVAL 2019

Autódromo Internacional do Algarve

HTCC & TDT & U2TC & GRUPO 1 Portugal

31 October - 3 November 2019

Laps and Sector Times - Race 1

Autodromo Internacional Algarve - 4652 mtr.

19 Churchill-Baldwin(GB)								Austin Mini Cooper S									
lap	Sect-1	Speed	Sect-2	Speed	Sect-3	Speed	lap time	Top Speed	lap	Sect-1	Speed	Sect-2	Speed	Sect-3	Speed	lap time	Top Speed
1		136.0	48.471	100.0			2:32.954	154.1	9	44.882	<u>137.2</u>	46.762	92.2			2:23.138	182.1
2	1:13.224	59.4	1:02.130	49.4	1:19.986		3:35.340	102.6	10	44.424	133.3	46.589	92.4	51.542		2:22.555	177.9
3	1:04.314	110.1	52.323	89.8	56.284		2:52.921	84.3	11	44.421	127.4	47.189	84.9	52.539		2:24.149	179.1
4	1:11.104	62.5	56.456	69.5	1:08.573		3:16.133	91.7	12	44.903	128.3	48.245	100.0	53.219		2:26.367	180.3
5	45.945	131.2	48.001	96.3	58.150		2:32.096	180.3	13	44.277	136.5	<u>45.889</u>	97.6	51.552		<u>2:21.718</u>	182.7
6	1:04.611	56.7	1:05.727	57.9	Pit In		3:22.514	109.4	14	44.169	136.9	46.486	88.5	52.935		2:23.590	<u>184.3</u>
7	Pit Out	128.0	48.361	92.2	51.915		3:58.679		15	<u>44.107</u>	135.8	46.312	<u>104.4</u>	53.657		2:24.076	<u>184.3</u>
8	45.682	123.1	47.200	94.2	52.393		2:25.275	181.8	16								

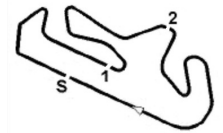
20 Clarke-Clarke(GB)								Rover Vitesse									
lap	Sect-1	Speed	Sect-2	Speed	Sect-3	Speed	lap time	Top Speed	lap	Sect-1	Speed	Sect-2	Speed	Sect-3	Speed	lap time	Top Speed
1		147.5	44.765	92.1	53.958		2:20.625	156.1	9	Pit Out	134.0	44.191	103.6	48.273		3:58.264	
2	1:11.490	59.4	1:03.382	59.3	1:20.838		3:35.710	102.3	10	42.321	139.5	43.277	102.1	47.912		2:13.510	208.1
3	57.955	76.9	48.771	84.5	1:05.560		2:52.286	123.4	11	<u>40.245</u>	<u>153.0</u>	43.986	108.3	49.098		2:13.329	<u>215.6</u>
4	1:09.860	68.3	59.041	54.8	1:10.352		3:19.253	97.2	12	40.941	141.7	43.787	<u>112.0</u>	48.340		2:13.068	210.9
5	41.769	131.1	43.482	92.1	55.382		2:20.633	206.5	13	40.643	148.8	43.175	103.3	48.801		2:12.619	<u>215.6</u>
6	1:11.375	54.9	1:07.597	68.7	1:04.649		3:23.621	115.9	14	41.267	136.7	43.957	92.0	48.424		2:13.648	208.9
7	41.821	130.4	43.442	94.9	48.070		2:13.333	208.9	15	40.785	144.8	44.238	93.2	47.890		2:12.913	213.0
8	41.014	137.9	44.202	93.3	Pit In		2:20.467	214.3	16	40.707	147.1	43.008	98.1	<u>47.878</u>		<u>2:11.593</u>	213.4

21 Rego-Leal (PT)								Mini Cooper									
lap	Sect-1	Speed	Sect-2	Speed	Sect-3	Speed	lap time	Top Speed	lap	Sect-1	Speed	Sect-2	Speed	Sect-3	Speed	lap time	Top Speed
1	56.877	124.6	54.274	92.0	1:00.542		2:51.693	135.0	8	51.399	131.2	52.885	93.9	58.369		2:42.653	143.0
2	1:08.883	53.9	1:07.503	90.7	1:32.720		3:49.106	122.6	9	51.936	122.9	54.038	86.5	58.395		2:44.369	141.0
3	53.764	120.7	55.029	84.0	1:00.033		2:48.826	136.5	10	<u>51.132</u>	127.4	53.869	82.6	58.960		2:43.961	143.4
4	56.603	78.2	55.676	88.2	1:03.240		2:55.519	134.2	11	52.111	131.2	53.045	<u>102.3</u>	58.715		2:43.871	141.0
5	52.040	127.7	54.429	85.0	1:00.454		2:46.923	<u>143.8</u>	12	52.790	126.6	55.210	92.6	58.830		2:46.830	138.8
6	54.655	77.9	59.768	67.5	Pit In		3:11.084	137.8	13	51.946	130.8	53.245	100.6	59.260		2:44.451	143.4
7	Pit Out	<u>132.0</u>					4:12.897		14	51.342	130.0	52.885	99.4	58.811		2:43.038	143.6

22 Birchenough-Dale (GB)								Austin Mini Cooper S									
lap	Sect-1	Speed	Sect-2	Speed	Sect-3	Speed	lap time	Top Speed	lap	Sect-1	Speed	Sect-2	Speed	Sect-3	Speed	lap time	Top Speed
1	51.425	117.9	<u>48.705</u>	<u>85.8</u>	55.491		2:35.621	161.7	3	1:05.551	99.4	52.082	77.7	<u>55.179</u>		2:52.812	85.4
2	1:14.697	53.9	1:00.482	61.5	1:20.062		3:35.241	93.2	4	1:11.080	54.5	56.969	69.4	1:06.585		3:14.634	92.5

27 Martin Reynolds(GB)								Ford Escort Mk1									
lap	Sect-1	Speed	Sect-2	Speed	Sect-3	Speed	lap time	Top Speed	lap	Sect-1	Speed	Sect-2	Speed	Sect-3	Speed	lap time	Top Speed
1		126.6	48.037	90.6	56.507		2:34.014	152.1	9	43.699	133.5	47.088	86.3	50.360		2:21.147	169.3
2	1:14.776	58.7	1:00.566	59.2	1:20.843		3:36.185	105.5	10	44.010	134.2	45.946	90.3	50.824		2:20.780	166.2
3	1:04.161	103.7	51.706	84.6	56.217		2:52.084	88.7	11	44.007	129.2	44.741	95.5	49.684		2:18.432	175.9
4	1:11.267	56.9	57.149	68.7	1:06.456		3:14.872	88.3	12	45.048	<u>144.0</u>	44.920	92.7	49.276		2:19.244	173.4
5	44.131	125.3	47.175	90.8	57.929		2:29.235	189.5	13	43.476	134.2	45.972	94.8	<u>48.734</u>		2:18.182	186.9
6	1:05.830	62.8	1:06.105	66.1	Pit In		3:23.871	118.7	14	43.886	141.4	44.089	93.8	51.922		2:19.897	195.3
7	Pit Out	127.4	46.335	88.5	50.752		4:00.487		15	<u>43.419</u>	136.2	<u>43.554</u>	<u>96.9</u>	50.333		<u>2:17.306</u>	<u>199.6</u>
8	43.927	132.8	46.741	88.2	50.081		2:20.749	189.1	16								

32 Brown-Brown(GB)								Ford Capri									
lap	Sect-1	Speed	Sect-2	Speed	Sect-3	Speed	lap time	Top Speed	lap	Sect-1	Speed	Sect-2	Speed	Sect-3	Speed	lap time	Top Speed
1		<u>136.4</u>	47.834	90.2	54.047		2:30.498	149.0	9	Pit Out	115.5	44.640	98.7	51.166		4:17.993	
2	1:13.043	63.2	1:01.850	49.1	1:19.906		3:34.799	107.5	10	43.206	119.9	45.371	94.1	51.263		2:19.840	188.2
3	59.748	82.3	50.069	80.1	1:00.778		2:50.595	91.2	11	42.391	128.0	44.688	96.5	<u>50.155</u>		2:17.234	186.5
4	1:12.441	58.8	57.111	53.4	1:07.544		3:17.096	81.9	12	41.906	124.6	<u>44.279</u>	<u>103.8</u>	51.255		2:17.440	203.8
5	43.999	117.3	46.609	95.5	53.482		2:24.090	187.8	13	<u>41.812</u>	125.4	45.780	98.5	50.618		2:18.210	<u>204.5</u>
6	1:10.967	57.6	1:06.368	57.6	1:04.215		3:21.550	111.5	14	42.277	115.5	44.944	95.0	50.231		2:17.452	201.5
7	43.709	123.9	45.969	89.6	50.946		2:20.624	194.2	15	42.288	127.1	44.379	95.8	50.512		<u>2:17.179</u>	185.9
8	44.844	129.3	45.872	97.1	Pit In		2:28.848	181.8	16								



ALGARVE CLASSIC FESTIVAL 2019
Autódromo Internacional do Algarve

HTCC & TDT & U2TC & GRUPO 1 Portugal
Laps and Sector Times - Race 1

31 October - 3 November 2019
Autodromo Internacional Algarve - 4652 mtr.

41 Pochciol-Hanson(GB)								Ford Capri									
lap	Sect-1	Speed	Sect-2	Speed	Sect-3	Speed	lap time	Top Speed	lap	Sect-1	Speed	Sect-2	Speed	Sect-3	Speed	lap time	Top Speed
1		<u>141.4</u>	44.024	<u>107.9</u>	54.204		2:20.026	156.7	9	Pit Out	115.5	46.800	92.7	50.718		3:47.406	
2	1:11.426	62.4	1:03.475	57.9	1:20.949		3:35.850	98.8	10	42.461	121.2	45.181	84.3	50.177		2:17.819	210.9
3	57.423	78.1	48.583	79.2	1:06.416		2:52.422	115.1	11	41.753	129.0	47.048	96.0	51.664		2:20.465	212.6
4	1:09.358	73.8	59.533	58.4	1:10.335		3:19.226	103.3	12	42.044	133.2	45.330	94.7	51.555		2:18.929	210.5
5	<u>41.667</u>	133.0	43.526	103.9	55.105		2:20.298	206.5	13	41.741	134.3	44.724	82.5	49.926		2:16.391	214.3
6	1:11.304	61.4	1:07.968	64.2	1:04.674		3:23.946	102.3	14	41.821	126.2	44.799	93.6	50.697		2:17.317	213.9
7	41.720	138.6	<u>43.274</u>	106.3	<u>49.130</u>		<u>2:14.124</u>	210.5	15	42.010	127.1	46.387	83.7	50.633		2:19.030	213.9
8	42.143	139.4	44.099	100.7	Pit In		2:21.600	<u>216.4</u>	16	43.114	125.9	45.413	84.2	50.145		2:18.672	210.1

47 Oldendorff-Troullier(DE)								Alfa Romeo Giulia Sprint GTA									
lap	Sect-1	Speed	Sect-2	Speed	Sect-3	Speed	lap time	Top Speed	lap	Sect-1	Speed	Sect-2	Speed	Sect-3	Speed	lap time	Top Speed
1							2:56.200		9			Pit In		Pit In		2:42.722	
2							3:43.800		10	Pit Out	121.8	<u>47.468</u>	88.5	52.791		3:41.736	
3							2:46.600		11	<u>45.604</u>	120.9	47.625	83.5	53.396		<u>2:26.625</u>	<u>190.8</u>
4							3:12.979		12	46.816	124.3	47.822	82.4	53.212		2:27.850	183.1
5							2:30.977		13	45.679	119.2	49.710	<u>93.3</u>	Pit In		<u>2:37.473</u>	175.9
6							2:57.242		14	Pit Out	118.7	48.152	90.3	52.811		<u>2:51.864</u>	
7							2:27.750		15	58.348	<u>128.6</u>	47.883	84.6	<u>52.467</u>		2:38.698	185.2
8							2:26.719		16								

54 Nairn-William Nairn(GB)								Morris Mini Cooper S									
lap	Sect-1	Speed	Sect-2	Speed	Sect-3	Speed	lap time	Top Speed	lap	Sect-1	Speed	Sect-2	Speed	Sect-3	Speed	lap time	Top Speed
1		120.7	50.255	86.3	56.779		34:08.520	162.4	3	47.095	<u>130.3</u>	50.360	87.9	55.624		2:33.079	176.5
2	50.534	106.9	<u>49.438</u>	<u>88.2</u>	<u>54.697</u>		2:34.669	178.5	4	47.454	126.3	51.945	78.1	55.693		2:35.092	<u>180.0</u>

55 Rebeca Rettenmaier(DE)								Alfa Romeo GTA									
lap	Sect-1	Speed	Sect-2	Speed	Sect-3	Speed	lap time	Top Speed	lap	Sect-1	Speed	Sect-2	Speed	Sect-3	Speed	lap time	Top Speed
1	58.578	101.5	57.507	<u>76.2</u>	1:06.767		3:08.725	134.2	4	59.232	101.4	<u>56.992</u>	72.8	1:07.933		3:04.157	141.7
2	1:04.071	57.5	1:05.672	60.1	1:42.920		3:52.663	<u>147.7</u>	5	57.080	100.7	58.894	71.8	Pit In		3:14.282	136.9
3	<u>56.392</u>	<u>101.9</u>	57.067	75.7	<u>1:06.735</u>		<u>3:00.194</u>	145.7	6								

79 Gans-Soper(USA)								Ford Lotus Cortina									
lap	Sect-1	Speed	Sect-2	Speed	Sect-3	Speed	lap time	Top Speed	lap	Sect-1	Speed	Sect-2	Speed	Sect-3	Speed	lap time	Top Speed
1		135.7	45.361	101.7	53.954		2:23.216	154.3	9	42.938	133.0	44.482	96.1	Pit In		2:24.351	198.2
2	1:12.475	61.9	1:03.853	58.6	1:21.145		3:37.473	81.6	10	Pit Out	130.9	45.015	91.7	50.792		2:40.094	
3	57.128	67.7	49.647	94.7	1:03.118		2:49.893	133.5	11	42.841	131.4	44.629	103.5	50.913		2:18.383	199.6
4	1:11.796	68.8	58.363	59.5	1:09.983		3:20.142	98.7	12	<u>42.501</u>	<u>140.8</u>	44.829	95.7	50.858		2:18.188	<u>200.7</u>
5	43.522	129.8	45.676	97.9	Pit In		2:27.827	194.9	13	43.098	136.0	44.563	<u>107.1</u>	51.931		2:19.592	199.6
6	Pit Out	55.8	1:04.674	63.9	Pit In		3:35.587		14	43.771	136.4	45.488	90.5	51.090		2:20.349	198.9
7	Pit Out	138.8	45.339	104.3	51.685		3:54.234		15	42.970	131.7	45.123	97.1	50.634		2:18.727	197.4
8	42.502	136.2	<u>44.139</u>	100.6	<u>50.253</u>		<u>2:16.894</u>	197.8	16								

80 Miles-Absolom(GB)								Ford Cortina Mk2									
lap	Sect-1	Speed	Sect-2	Speed	Sect-3	Speed	lap time	Top Speed	lap	Sect-1	Speed	Sect-2	Speed	Sect-3	Speed	lap time	Top Speed
1		126.0	47.060	99.8	58.031		2:31.767	158.8	9	46.148	<u>141.4</u>	47.769	95.2	52.905		2:26.822	179.7
2	1:12.850	58.2	1:01.966	55.6	1:19.768		3:34.584	97.1	10	45.033	135.2	46.559	91.9	52.358		2:23.950	188.2
3	1:03.903	104.3	51.797	89.6	57.462		2:53.162	86.3	11	44.170	122.9	45.842	<u>100.1</u>	52.085		2:22.097	184.0
4	1:09.981	55.3	57.689	68.0	1:07.273		3:14.943	87.8	12	44.040	132.8	46.457	98.0	<u>51.570</u>		2:22.067	199.6
5	44.626	116.1	47.938	88.8	56.205		2:28.769	196.4	13	45.217	138.6	<u>45.815</u>	93.9	52.069		2:23.101	199.3
6	1:07.137	58.2	1:06.043	60.3	Pit In		3:25.429	114.6	14	43.981	128.6	47.219	88.4	51.864		2:23.064	200.4
7	Pit Out	123.3	48.267	98.9	53.382		4:00.678		15	<u>43.347</u>	126.6	46.206	87.6	51.821		<u>2:21.374</u>	<u>201.1</u>
8	45.342	131.9	47.919	92.9	52.358		2:25.619	200.7	16								

ALGARVE CLASSIC FESTIVAL 2019

Autódromo Internacional do Algarve

HTCC & TDT & U2TC & GRUPO 1 Portugal

31 October - 3 November 2019

Laps and Sector Times - Race 1

Autodromo Internacional Algarve - 4652 mtr.

84 Steve Jones (GB)								Morris Mini Cooper S									
lap	Sect-1	Speed	Sect-2	Speed	Sect-3	Speed	lap time	Top Speed	lap	Sect-1	Speed	Sect-2	Speed	Sect-3	Speed	lap time	Top Speed
1		131.9	47.503	109.2	56.158		2:32.401	156.1	9	Pit Out	134.0	46.966	89.9	53.067		4:02.057	
2	1:13.186	58.4	1:01.988	53.6	1:19.935		3:35.109	96.6	10	45.280	133.2	46.274	101.2	52.822		2:24.376	180.0
3	1:04.284	103.1	51.604	89.0	57.011		2:52.899	81.6	11	44.570	132.8	46.364	96.5	52.354		2:23.288	180.9
4	1:10.457	61.2	57.168	69.1	1:08.417		3:16.042	85.7	12	44.602	132.5	46.068	100.7	52.043		2:22.713	180.6
5	46.369	127.2	46.783	98.3	58.944		2:32.096	181.2	13	45.754	133.7	46.304	92.9	53.133		2:25.191	182.7
6	1:05.003	59.2	1:05.708	61.6	1:04.871		3:15.582	112.3	14	44.671	133.0	47.078	98.1	52.775		2:24.524	181.2
7	45.905	133.5	46.738	90.2	51.928		2:24.571	170.1	15	44.306	128.1	46.529	94.2	52.275		2:23.110	180.6
8	44.701	131.5	47.005	87.5	Pit In		2:31.919	176.8	16								

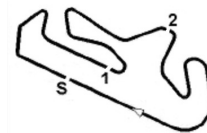
123 Wood-Morgan (GB)								Nissan Skyline GT-R									
lap	Sect-1	Speed	Sect-2	Speed	Sect-3	Speed	lap time	Top Speed	lap	Sect-1	Speed	Sect-2	Speed	Sect-3	Speed	lap time	Top Speed
1	45.902	126.8	43.369	109.2	54.840		2:29.112	177.3	9	Pit Out	123.9	41.522	102.1	46.601		3:39.475	
2	1:13.572	65.5	1:02.028	48.7	1:20.080		3:35.680	104.1	10	38.294	138.8	41.083	96.4	46.847		2:06.224	218.6
3	58.907	83.2	49.926	85.0	1:01.442		2:50.275	97.0	11	37.067	141.2	41.578	100.3	45.930		2:04.575	225.0
4	1:12.328	58.4	57.269	55.9	1:07.723		3:17.320	88.7	12	37.196	139.9	39.879	106.7	45.201		2:02.276	232.8
5	39.497	141.2	43.278	97.9	54.713		2:17.488	210.5	13	38.358	139.0	40.705	96.8	47.349		2:06.412	222.2
6	1:10.683	59.9	1:07.671	71.0	1:03.386		3:21.740	114.0	14	37.187	141.5	41.802	93.8	45.137		2:04.126	230.3
7	38.215	131.2	40.524	94.8	45.045		2:03.784	219.1	15	38.965	141.7	40.775	88.7	45.016		2:04.756	213.4
8	38.220	142.1	41.591	116.4	Pit In		2:12.433	234.3	16	36.550	142.7	39.241	101.9	44.369		2:00.160	240.0

501 Dias Pedro-Pereira (PT)								Ford RS 2000									
lap	Sect-1	Speed	Sect-2	Speed	Sect-3	Speed	lap time	Top Speed	lap	Sect-1	Speed	Sect-2	Speed	Sect-3	Speed	lap time	Top Speed
1		135.0	44.562	92.8	57.206		2:25.831	156.1	9	42.223	136.5	43.962	98.1	49.270		2:15.455	193.5
2	1:12.708	64.9	1:02.926	54.9	1:20.927		3:36.561	91.7	10	42.141	136.4	44.169	91.3	50.495		2:16.805	195.7
3	57.341	69.5	49.508	89.8	1:02.137		2:48.986	97.6	11	41.972	133.3	46.579	89.9	51.139		2:19.690	198.9
4	1:12.609	67.8	58.065	56.6	1:09.332		3:20.006	94.6	12	42.737	130.9	45.074	93.2	51.115		2:18.926	196.4
5	42.997	132.7	44.814	100.0	54.979		2:22.790	193.2	13	43.087	133.2	44.601	94.9	50.304		2:17.992	194.6
6	1:10.922	53.4	1:06.968	65.3	Pit In		3:26.846	121.9	14	42.547	127.1	44.661	99.0	50.389		2:17.597	200.4
7	Pit Out	139.5	44.349	96.0	49.635		3:44.204		15	41.959	127.4	45.788	94.2	50.424		2:18.171	200.0
8	42.478	139.7	44.054	92.3	49.190		2:15.722	193.5	16								

502 Gaspar-Mayer Gaspar (PT)								VW Golf GTI									
lap	Sect-1	Speed	Sect-2	Speed	Sect-3	Speed	lap time	Top Speed	lap	Sect-1	Speed	Sect-2	Speed	Sect-3	Speed	lap time	Top Speed
1		137.9	46.456	93.1	Pit In		7:53.980	150.6	8	Pit Out	124.3	49.185	85.4	54.355		4:03.911	
2	Pit Out	101.7	56.635	63.1	53.789		4:58.119		9	45.984	138.5	47.234	87.1	54.253		2:27.471	169.5
3	44.575	119.7	52.159	83.9	55.857		2:32.591	174.2	10	45.587	130.9	46.972	92.1	53.234		2:25.793	173.4
4	50.471	98.9	57.002	68.4	1:02.477		2:49.950	145.7	11	46.650	129.2	48.277	90.5	54.617		2:29.544	170.3
5	44.470	154.1	47.413	98.2	51.961		2:23.844	168.0	12	44.997	143.6	46.860	93.1	52.870		2:24.727	174.8
6	44.229	140.3	46.080	99.0	51.084		2:21.393	175.3	13	45.646	133.2	51.784	77.1	54.357		2:31.787	173.4
7	44.158	139.5	47.348	96.6	Pit In		2:28.820	173.4	14								

508 Paulo Vieira (PT)								Ford Escort RS 2000									
lap	Sect-1	Speed	Sect-2	Speed	Sect-3	Speed	lap time	Top Speed	lap	Sect-1	Speed	Sect-2	Speed	Sect-3	Speed	lap time	Top Speed
1		129.2	49.866	88.1	57.354		2:38.224	144.6	8	Pit Out	124.0	48.379	83.1	53.155		3:52.594	
2	1:14.312	52.7	1:00.443	66.8	Pit In		7:12.637	91.6	9	48.193	113.4	48.934	90.2	51.913		2:29.040	142.9
3	Pit Out	104.1	50.319	86.7	52.276		3:17.616		10	46.819	124.3	47.979	84.6	51.259		2:26.057	180.9
4	47.657	113.6	50.593	79.5	54.172		2:32.422	167.7	11	44.291	129.0	47.456	86.5	51.634		2:23.381	187.2
5	53.124	95.2	57.316	79.5	54.548		2:44.988	126.3	12	44.252	126.3	47.810	90.2	51.362		2:23.424	186.5
6	46.845	113.2	49.303	85.3	52.935		2:29.083	171.4	13	43.839	123.4	47.423	85.2	50.571		2:21.833	191.2
7	46.976	112.1	48.808	84.7	Pit In		2:36.454	172.5	14	43.808	128.1	47.906	95.9	53.531		2:25.245	191.2

513 Nunes-daí Maso (PT)								Porsche 924 Turbo									
lap	Sect-1	Speed	Sect-2	Speed	Sect-3	Speed	lap time	Top Speed	lap	Sect-1	Speed	Sect-2	Speed	Sect-3	Speed	lap time	Top Speed
1		128.7	50.464	82.2	56.045		2:37.746	160.5	9	45.093	137.2	48.478	92.5	53.265		2:26.836	187.5
2	1:13.699	53.4	1:00.244	64.9	1:20.071		3:34.014	93.0	10	45.928	138.6	48.201	84.2	Pit In		2:34.945	188.5
3	1:06.060	104.8	52.546	89.5	54.824		2:53.430	93.2	11	Pit Out	126.5	48.040	94.4	53.302		3:56.176	
4	1:10.648	56.1	56.661	74.1	1:06.734		3:14.043	98.3	12	44.971	125.9	47.049	97.1	52.607		2:24.627	192.9


ALGARVE CLASSIC FESTIVAL 2019

Autódromo Internacional do Algarve

HTCC & TDT & U2TC & GRUPO 1 Portugal

31 October - 3 November 2019

Laps and Sector Times - Race 1

Autodromo Internacional Algarve - 4652 mtr.

5	45.420	123.1	48.857	87.7	1:02.513	2:36.790	<u>194.2</u>	13	<u>44.687</u>	133.5	49.178	88.4	53.444	2:27.309	<u>194.2</u>
6	1:00.225	64.6	1:04.742	59.5	1:04.830	3:09.797	161.0	14	45.485	<u>146.7</u>	<u>46.763</u>	90.5	52.942	2:25.190	191.2
7	47.719	138.3	48.388	91.8	54.702	2:30.809	175.0	15	44.903	126.0	53.068	86.2	53.329	2:31.300	189.8
8	45.064	135.0	48.121	88.2	54.057	2:27.242	190.8	16							

516 Diogo Lopes-Martins (PT)								Ford Escort RS 2000									
lap	Sect-1	Speed	Sect-2	Speed	Sect-3	Speed	lap time	Top Speed	lap	Sect-1	Speed	Sect-2	Speed	Sect-3	Speed	lap time	Top Speed
1		132.4	45.956	94.4	54.337		2:24.814	161.0	9	<u>43.006</u>	131.1	44.821	89.6	50.139		<u>2:17.966</u>	<u>193.2</u>
2	1:12.143	66.1	1:03.398	58.9	1:21.278		3:36.819	90.7	10	44.059	133.0	<u>44.574</u>	93.1	<u>49.831</u>		2:18.464	191.2
3	57.267	76.5	49.912	91.1	1:02.106		2:49.285	105.4	11	43.041	131.5	45.225	89.8	51.008		2:19.274	192.2
4	1:12.407	67.3	58.077	55.7	1:09.936		3:20.420	99.7	12	43.342	134.0	44.667	91.9	50.076		2:18.085	191.2
5	43.786	130.4	46.075	94.8	54.655		2:24.516	187.5	13	44.029	128.9	44.936	93.8	Pit In		<u>2:26.576</u>	192.9
6	1:10.296	55.5	1:06.772	63.5	Pit In		<u>3:27.651</u>	128.3	14	Pit Out	<u>136.2</u>	44.746	<u>96.4</u>	50.957		<u>2:44.286</u>	
7	Pit Out	133.7	45.150	92.9	50.614		<u>3:43.483</u>		15	44.332	123.4	45.798	91.4	51.180		2:21.310	<u>193.2</u>
8	43.136	133.0	45.055	91.1	50.128		2:18.319	189.5	16								

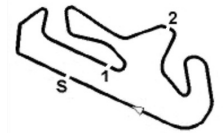
520 Francisco Freitas (PT)								Datsun 1200									
lap	Sect-1	Speed	Sect-2	Speed	Sect-3	Speed	lap time	Top Speed	lap	Sect-1	Speed	Sect-2	Speed	Sect-3	Speed	lap time	Top Speed
1	56.688	112.6	54.453	86.4	1:00.384		2:51.525	133.5	8	52.208	124.3	52.932	90.8	Pit In		2:49.978	140.1
2	1:09.796	53.3	1:08.426	71.6	1:37.294		3:55.516	113.1	9	Pit Out	118.2	53.148	91.8	59.256		<u>4:05.978</u>	
3	56.092	111.1	55.777	86.5	1:00.964		2:52.833	126.5	10	52.021	115.3	52.965	<u>92.2</u>	<u>57.980</u>		2:42.966	141.9
4	58.987	113.7	53.339	87.5	58.578		2:50.904	118.6	11	51.952	122.7	53.603	89.6	58.340		2:43.895	140.4
5	51.912	121.2	52.855	87.6	59.045		2:43.812	140.4	12	52.035	122.6	52.991	90.4	58.413		2:43.439	142.1
6	52.900	87.7	59.149	67.5	1:04.394		2:56.443	140.1	13	52.912	<u>126.3</u>	53.321	89.4	58.645		2:44.878	141.9
7	<u>51.433</u>	123.6	<u>52.643</u>	85.5	58.308		<u>2:42.384</u>	<u>142.7</u>	14	52.022	120.8	52.984	84.4	58.714		2:43.720	141.2

524 Rui Carvalho(PT)								Porsche 924									
lap	Sect-1	Speed	Sect-2	Speed	Sect-3	Speed	lap time	Top Speed	lap	Sect-1	Speed	Sect-2	Speed	Sect-3	Speed	lap time	Top Speed
1	53.774	115.5	54.524	81.9	59.313		2:47.611	147.3	8	49.746	126.0	51.524	72.8	57.455		2:38.725	160.0
2	1:10.926	53.7	1:00.146	74.7	1:41.420		3:52.492	95.2	9	<u>48.717</u>	134.7	50.809	76.0	56.021		2:35.547	154.1
3	52.298	117.3	53.685	<u>86.7</u>	59.094		2:45.077	145.0	10	49.122	133.8	50.881	83.8	57.216		2:37.219	<u>164.1</u>
4	57.927	57.8	56.637	69.1	1:04.609		2:59.173	154.5	11	49.130	125.9	51.479	79.2	55.736		2:36.345	151.0
5	51.432	129.3	53.524	72.7	57.928		2:42.884	146.3	12	49.204	<u>136.9</u>	<u>50.186</u>	78.7	<u>55.220</u>		<u>2:34.610</u>	156.3
6	56.431	72.4	1:01.470	71.5	1:05.844		3:03.745	133.2	13	52.240	125.4	51.022	75.8	56.697		2:39.959	160.5
7	5:19.110	128.4	52.535	82.9	58.175		<u>7:09.820</u>	138.6	14								

528 Hugo Nazário(PT)								Porsche 924									
lap	Sect-1	Speed	Sect-2	Speed	Sect-3	Speed	lap time	Top Speed	lap	Sect-1	Speed	Sect-2	Speed	Sect-3	Speed	lap time	Top Speed
1	<u>52.265</u>	<u>118.8</u>	<u>51.338</u>	<u>92.2</u>	58.150		<u>2:41.753</u>	<u>152.8</u>	3	53.410	93.6	53.504	86.5	<u>56.690</u>		2:43.604	136.4
2	1:13.823	53.3	1:00.514	74.5	1:31.525		3:45.862	80.2	4								

538 Moura-Black (PT)								VW Golf GTI									
lap	Sect-1	Speed	Sect-2	Speed	Sect-3	Speed	lap time	Top Speed	lap	Sect-1	Speed	Sect-2	Speed	Sect-3	Speed	lap time	Top Speed
1	51.841	121.9	50.859	87.2	55.994		2:38.694	150.2	8	48.285	129.2	49.016	86.6	Pit In		2:44.384	162.7
2	1:13.074	59.0	1:00.709	74.4	1:30.781		3:44.564	84.6	9	Pit Out	134.5	50.086	90.8	56.149		<u>4:13.517</u>	
3	53.662	100.3	52.886	84.0	55.514		2:42.062	156.3	10	48.887	141.7	52.804	92.5	56.194		2:37.885	161.0
4	1:10.003	58.0	56.225	73.4	1:07.691		3:13.919	113.9	11	48.277	132.7	48.956	97.0	55.619		2:32.852	161.7
5	49.333	124.6	50.514	95.1	58.060		2:37.907	164.4	12	47.992	<u>144.0</u>	48.551	93.5	54.787		2:31.330	164.4
6	1:02.003	68.2	1:03.554	72.7	1:01.622		3:07.179	96.8	13	<u>47.076</u>	142.3	48.266	<u>97.2</u>	56.454		2:31.796	166.7
7	48.652	136.9	48.737	94.3	<u>54.708</u>		2:32.097	165.9	14	47.143	135.0	<u>47.885</u>	94.8	55.579		<u>2:30.607</u>	166.2

540 Matos-Matos (PT)								Volkswagen Golf GTI									
lap	Sect-1	Speed	Sect-2	Speed	Sect-3	Speed	lap time	Top Speed	lap	Sect-1	Speed	Sect-2	Speed	Sect-3	Speed	lap time	Top Speed
1		127.2	48.725	92.5	1:03.603		2:42.558	155.8	9	Pit Out	134.5	48.111	93.8	<u>53.118</u>		3:51.298	
2	1:14.351	55.3	1:00.421	71.8	1:31.565		3:46.337	80.6	10	48.075	136.0	48.732	94.7	54.009		<u>2:30.816</u>	155.8
3	53.323	89.8	53.843	83.4	56.289		2:43.455	133.7	11	48.108	129.3	48.886	<u>95.0</u>	55.821		2:32.815	149.8
4	1:08.441	55.1	56.250	79.1	1:07.049		3:11.740	147.1	12	49.156	124.1	50.639	87.6	55.365		2:35.160	142.5
5	46.928	127.8	49.076	94.2	58.557		2:34.561	<u>171.4</u>	13	50.706	128.0	49.993	88.7	56.034		2:36.733	140.3
6	1:00.906	61.9	1:03.893	66.0	1:02.445		3:07.244	139.5	14	50.461	118.9	51.779	92.2	56.078		2:38.318	137.2



ALGARVE CLASSIC FESTIVAL 2019

Autódromo Internacional do Algarve

HTCC & TDT & U2TC & GRUPO 1 Portugal

31 October - 3 November 2019

Laps and Sector Times - Race 1

Autodromo Internacional Algarve - 4652 mtr.

7	48.638	<u>137.2</u>	<u>47.896</u>	94.5	54.340	2:30.874	168.2	15	51.285	126.2	52.145	87.5	56.481	2:39.911	135.8
8	<u>46.566</u>	131.7	48.319	93.1	Pit In	<u>2:36.956</u>	165.4	16							

557 Francisco Cardoso (PT)								Peugeot 104 ZS									
lap	Sect-1	Speed	Sect-2	Speed	Sect-3	Speed	lap time	Top Speed	lap	Sect-1	Speed	Sect-2	Speed	Sect-3	Speed	lap time	Top Speed
1	55.447	130.4	52.226	85.2	57.162		2:44.835	134.0	8	49.366	132.0	50.607	90.7	57.006		2:36.979	153.4
2	1:11.013	54.4	1:00.952	76.8	1:33.318		3:45.283	91.8	9	<u>50.998</u>	<u>140.8</u>	50.669	87.3	55.983		2:37.650	156.5
3	54.116	113.0	53.865	85.2	58.836		2:46.817	138.3	10	<u>48.830</u>	131.2	<u>50.003</u>	95.6	<u>55.597</u>		<u>2:34.430</u>	<u>157.7</u>
4	1:02.568	51.4	58.440	80.7	1:05.970		3:06.978	153.0	11	50.452	111.5	51.089	91.3	55.698		2:37.239	152.3
5	49.780	131.7	51.688	89.5	56.733		2:38.201	153.4	12	50.013	102.4	52.130	90.7	56.561		2:38.704	154.9
6	58.182	60.8	1:03.541	71.8	Pit In		<u>3:18.224</u>	151.9	13	50.910	113.9	52.084	<u>95.7</u>	57.332		2:40.326	154.5
7	Pit Out	111.9	53.167	87.2	56.725		4:15.347		14	50.221	108.1	51.493	94.7	56.073		2:37.787	152.1

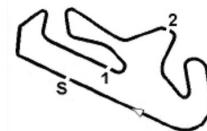
565 Luis Santa-Bárbara (PT)								Datsun 1200									
lap	Sect-1	Speed	Sect-2	Speed	Sect-3	Speed	lap time	Top Speed	lap	Sect-1	Speed	Sect-2	Speed	Sect-3	Speed	lap time	Top Speed
1	57.459	115.5	55.652	86.9	<u>58.289</u>		2:55.234	128.7	6	Pit Out	<u>116.9</u>	<u>55.272</u>	83.9	1:07.434		<u>6:33.145</u>	
2	1:07.698	53.7	1:09.238	79.6	1:37.713		3:54.649	123.9	7	<u>55.006</u>	110.8	55.797	86.5	1:00.224		<u>2:51.027</u>	<u>130.9</u>
3	55.976	116.5	55.695	<u>89.1</u>	1:01.119		2:52.790	130.3	8	56.486	115.8	56.819	87.1	1:00.096		2:53.401	128.4
4	1:24.339	91.1	1:01.486	82.9	Pit In		3:42.716	120.1	9	56.503	114.6	56.134	85.7	1:00.783		2:53.420	125.6
5	Pit Out	116.4	56.125	84.2	Pit In		<u>8:37.017</u>		10	56.999	115.3	56.639	82.6	1:01.193		2:54.831	119.9

573 André Castro Pinheiro (PT)								Jaguar XJS V12									
lap	Sect-1	Speed	Sect-2	Speed	Sect-3	Speed	lap time	Top Speed	lap	Sect-1	Speed	Sect-2	Speed	Sect-3	Speed	lap time	Top Speed
1		133.2	45.712	94.7	57.128		2:28.607	150.2	9	Pit Out	127.1	<u>45.044</u>	98.6	<u>49.994</u>		<u>3:52.500</u>	
2	1:12.058	69.8	1:02.780	52.2	1:20.810		3:35.648	92.5	10	<u>42.815</u>	130.4	45.377	99.1	51.296		<u>2:19.488</u>	206.1
3	58.738	83.3	49.905	88.5	1:01.752		2:50.395	91.7	11	44.414	123.0	46.169	92.0	50.839		2:21.422	<u>208.1</u>
4	1:11.679	60.7	57.653	54.8	1:08.864		3:18.196	79.8	12	43.334	133.0	45.499	<u>100.5</u>	51.021		2:19.854	201.9
5	44.928	114.6	46.252	96.5	53.762		2:24.942	194.9	13	44.690	130.0	45.677	92.6	51.473		2:21.840	182.4
6	1:11.353	63.4	1:06.089	58.5	1:03.401		3:20.843	108.1	14	43.635	<u>139.9</u>	45.216	97.7	50.675		2:19.526	196.0
7	44.339	120.1	45.690	89.3	50.943		2:20.972	191.8	15	43.145	133.5	45.433	94.7	1:00.772		2:29.350	205.7
8	44.837	131.9	45.921	95.1	Pit In		<u>2:31.982</u>	184.3	16								

580 Reis-Costa (PT)								Datsun 1200									
lap	Sect-1	Speed	Sect-2	Speed	Sect-3	Speed	lap time	Top Speed	lap	Sect-1	Speed	Sect-2	Speed	Sect-3	Speed	lap time	Top Speed
1	57.214	113.8	56.635	<u>93.6</u>	1:02.036		3:00.498	135.3	8	53.254	125.7	54.173	84.3	58.975		2:46.402	139.2
2	1:06.774	56.8	1:07.257	72.1	1:37.591		3:51.622	128.0	9	53.039	124.9	53.973	88.5	58.871		2:45.883	141.0
3	56.925	100.2	55.716	82.0	1:00.265		2:52.906	124.0	10	<u>51.796</u>	<u>131.2</u>	53.971	88.7	58.635		<u>2:44.402</u>	<u>145.4</u>
4	1:01.736	109.3	56.566	83.7	1:00.609		2:58.911	124.9	11	51.955	129.3	54.231	85.9	<u>58.370</u>		2:44.556	145.0
5	53.981	86.8	56.306	89.7	59.990		2:50.277	140.8	12	52.699	127.1	<u>53.450</u>	91.9	59.427		2:45.576	144.4
6	57.516	105.8	56.720	85.9	Pit In		<u>3:02.782</u>	124.6	13	53.408	127.2	54.524	89.3	58.827		2:46.759	143.4
7	Pit Out	123.6	53.899	92.5	59.673		4:09.765		14	52.068	126.5	53.645	83.3	58.761		2:44.474	144.4

584 Tomas Pinto Abreu (PT)								Datsun 1200									
lap	Sect-1	Speed	Sect-2	Speed	Sect-3	Speed	lap time	Top Speed	lap	Sect-1	Speed	Sect-2	Speed	Sect-3	Speed	lap time	Top Speed
1	56.861		54.928	79.9	59.606		2:51.395	133.8	8	52.773	118.6	54.029	87.2	58.850		2:45.652	141.9
2	1:10.388	52.6	1:07.997	70.3	1:37.424		3:55.809	110.3	9	52.822	120.0	53.881	82.1	58.864		2:45.567	140.8
3	56.279	108.5	56.130	80.9	1:00.329		2:52.738	126.8	10	52.551	121.9	54.081	90.3	58.955		2:45.587	142.1
4	59.050	115.6	54.466	88.3	58.285		2:51.801	118.6	11	53.727	119.2	53.878	<u>91.3</u>	58.847		2:46.452	143.0
5	<u>51.931</u>	121.5	54.069	84.9	<u>57.924</u>		<u>2:43.924</u>	141.9	12	52.761	121.9	54.912	89.0	59.834		2:47.507	145.2
6	5:25.467	126.5	54.780	81.9	59.363		<u>7:19.610</u>	141.7	13	52.834	119.1	54.047	82.8	59.102		2:45.983	144.0
7	52.282	<u>126.6</u>	<u>53.442</u>	88.4	59.782		2:45.506	<u>146.5</u>	14								

588 C. Pinto-P. Liberal (PT)								Volkswagen Golf GTI									
lap	Sect-1	Speed	Sect-2	Speed	Sect-3	Speed	lap time	Top Speed	lap	Sect-1	Speed	Sect-2	Speed	Sect-3	Speed	lap time	Top Speed
1		127.5	48.167	86.5	56.861		2:34.820	155.2	9	44.907	145.6	48.163	80.8	<u>51.707</u>		2:24.777	174.8
2	1:14.918	58.0	1:00.642	63.0	1:20.434		3:35.994	95.8	10	<u>44.816</u>	<u>146.5</u>	46.488	<u>96.3</u>	52.843		2:24.147	173.9
3	1:05.094	108.1	51.838	79.1	55.754		2:52.686	86.1	11	44.977	144.4	<u>46.317</u>	92.7	52.516		<u>2:23.810</u>	174.2
4	1:10.941	55.0	56.950	68.0	1:06.231		3:14.122	87.9	12	44.901	145.9	50.219	95.9	54.181		2:29.301	174.5
5	46.174	132.7	48.276	85.3	59.741		2:34.191	175.0	13	47.244	125.7	47.375	90.9	53.362		2:27.981	173.6



ALGARVE CLASSIC FESTIVAL 2019

Autódromo Internacional do Algarve

HTCC & TDT & U2TC & GRUPO 1 Portugal

31 October - 3 November 2019

Laps and Sector Times - Race 1

Autodromo Internacional Algarve - 4652 mtr.

6	1:03.362	61.3	1:05.194	58.2	Pit In	3:20.884	139.7	14	47.984	145.2	48.308	92.1	54.051	2:30.343	<u>178.5</u>
7	Pit Out	144.4	47.346	85.4	53.213	3:53.360		15	45.192	141.9	46.771	92.2	52.619	2:24.582	177.6
8	45.019	115.4	46.940	91.8	51.887	2:23.846	173.1	16							

590 Mourato Gordo-Rodrigues(PT)								Datsun 1200									
lap	Sect-1	Speed	Sect-2	Speed	Sect-3	Speed	lap time	Top Speed	lap	Sect-1	Speed	Sect-2	Speed	Sect-3	Speed	lap time	Top Speed
1	57.724	103.8	56.828	77.5	1:05.587		3:05.325	133.5	6	54.683	101.4	57.221	74.0	Pit In		3:04.364	136.7
2	1:05.964	53.4	1:05.858	62.4	1:40.695		3:52.517	119.6	7	Pit Out	<u>117.5</u>	55.613	73.7	1:03.137		4:22.886	
3	56.756	113.8	57.231	<u>78.4</u>	1:01.483		2:55.470	120.1	8	59.332	109.8	1:00.736	77.7	1:05.744		3:05.812	120.0
4	56.961	104.2	56.356	72.0	1:02.302		2:55.619	137.1	9	59.883	109.4	1:01.579	67.0	1:07.458		3:08.920	115.9
5	<u>53.759</u>	110.9	<u>55.460</u>	77.9	<u>1:00.241</u>		<u>2:49.460</u>	<u>138.1</u>	10								

595 Fresco-Fresco(PT)								Ford Capri MKIII V6									
lap	Sect-1	Speed	Sect-2	Speed	Sect-3	Speed	lap time	Top Speed	lap	Sect-1	Speed	Sect-2	Speed	Sect-3	Speed	lap time	Top Speed
1	51.615	124.0	50.491	90.3	57.850		2:39.956	154.9	8	49.391	133.5	49.637	93.4	56.179		2:35.207	161.9
2	1:13.853	56.7	1:00.650	80.4	1:31.760		3:46.263	79.0	9	48.738	132.2	49.628	89.9	Pit In		2:41.736	165.4
3	52.880	102.0	53.466	89.1	57.035		2:43.381	139.9	10	Pit Out	124.4	<u>48.710</u>	<u>101.2</u>	56.521		4:04.141	
4	1:07.489	53.0	56.503	80.4	1:07.157		3:11.149	136.9	11	47.752	133.2	49.199	91.5	55.937		2:32.888	184.3
5	47.303	131.7	49.936	91.6	58.573		2:35.812	<u>184.9</u>	12	47.820	131.2	49.749	92.2	56.443		2:34.012	178.2
6	1:00.794	58.4	1:04.112	68.7	1:02.933		3:07.839	162.7	13	<u>46.762</u>	<u>139.0</u>	49.876	91.3	55.669		2:32.307	<u>184.9</u>
7	46.938	136.9	49.070	94.8	57.729		2:33.737	181.8	14	46.974	131.7	50.020	85.7	<u>54.879</u>		<u>2:31.873</u>	183.1