

ALGARVE CLASSIC FESTIVAL 2019

Autódromo Internacional do Algarve

HISTORIC ENDURANCE

31 October - 3 November 2019

Laps and Sector Times - Race 2

Autodromo Internacional Algarve - 4652 mtr.

14 Mira Gomes-Afoito (PT)								Lotus Seven									
lap	Sect-1	Speed	Sect-2	Speed	Sect-3	Speed	lap time	Top Speed	lap	Sect-1	Speed	Sect-2	Speed	Sect-3	Speed	lap time	Top Speed
1	53.356	108.7	1:03.260	74.7	Pit In		3:15.038	165.4	8	44.067	135.5	44.741	98.9	50.085		2:18.893	180.9
2	Pit Out	115.4	48.753	91.6	55.478		7:18.014		9	45.892	130.0	45.677	92.8	50.463		2:22.032	181.8
3	48.579	119.9	48.623	83.3	54.692		2:31.894	163.9	10	47.296	112.3	52.274	93.8	53.473		2:33.043	175.0
4	8:54.117	111.5	50.667	87.8	57.761		10:42.545	0.2	11	45.890	112.3	1:15.825	51.1	1:17.769		3:19.484	157.4
5	48.261	116.4	50.361	79.3	57.976		2:36.598	173.6	12	1:20.210	51.2	1:25.164	52.6	1:21.659		4:07.033	77.6
6	46.783	115.9	47.158	88.2	51.869		2:25.810	172.2	13	1:19.454	53.1	1:06.038	60.4	57.995		3:23.487	73.7
7	44.563	128.7	46.559	91.4	50.975		2:22.097	176.5	14	45.114	127.5	44.827	106.7	51.569		2:21.510	181.5

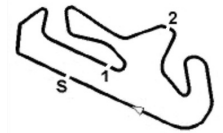
15 Hamilton-Vermast (NL)								Marcos 1800 GT									
lap	Sect-1	Speed	Sect-2	Speed	Sect-3	Speed	lap time	Top Speed	lap	Sect-1	Speed	Sect-2	Speed	Sect-3	Speed	lap time	Top Speed
1		127.4	49.340	92.5	52.147		2:29.477	164.4	5	45.556	135.0	46.269	105.1	51.726		2:23.551	178.8
2	46.218	115.9	47.460	105.1	51.744		2:25.422	180.6	6	44.535	126.9	47.159	104.7	52.919		2:24.613	191.8
3	45.755	114.6	46.419	104.5	51.279		2:23.453	180.6	7	45.392	134.8	46.637	99.7	51.546		2:23.575	190.1
4	44.168	122.9	45.852	99.6	51.232		2:21.252	190.8	8	43.726	127.2	46.279	116.9	Pit In		3:02.468	188.2

22 Birchenhough-Dale (GB)								Austin Mini Cooper S									
lap	Sect-1	Speed	Sect-2	Speed	Sect-3	Speed	lap time	Top Speed	lap	Sect-1	Speed	Sect-2	Speed	Sect-3	Speed	lap time	Top Speed
1	54.620	115.3	51.825	85.4	56.483		2:42.928	152.1	10	51.546	115.9	54.462	74.5	Pit In		2:54.160	167.2
2	48.833	110.4	48.854	86.7	54.024		2:31.711	178.2	11	Pit Out	109.8	53.157	82.5	57.571		4:17.734	
3	46.350	112.0	48.525	79.9	53.673		2:28.548	175.0	12	49.410	119.7	50.090	90.7	57.959		2:37.459	169.5
4	47.188	118.0	47.840	85.9	52.766		2:27.794	175.3	13	48.185	129.5	49.839	94.5	56.581		2:34.605	167.2
5	47.149	121.6	48.444	85.5	55.218		2:30.811	173.1	14	48.518	115.3	52.877	90.7	56.952		2:38.347	160.5
6	47.215	125.7	47.481	86.0	53.009		2:27.705	172.8	15	1:00.529	65.3	1:20.081	70.5	1:20.027		3:40.637	165.1
7	46.029	129.3	47.243	89.9	53.043		2:26.315	173.1	16	1:17.813	64.4	1:25.422	56.8	1:24.048		4:07.283	70.7
8	45.904	128.3	48.286	85.9	55.029		2:29.219	173.1	17	1:17.166	71.2	1:07.805	67.0	59.113		3:24.084	82.3
9	51.427	102.4	55.020	76.9	59.716		2:46.163	179.7	18	50.317	126.2	51.610	89.0	56.467		2:38.394	157.4

23 Vincent Tourneau (FR)								Porsche 356									
lap	Sect-1	Speed	Sect-2	Speed	Sect-3	Speed	lap time	Top Speed	lap	Sect-1	Speed	Sect-2	Speed	Sect-3	Speed	lap time	Top Speed
1	55.979	99.4	55.954	78.5	1:02.571		2:54.504	144.4	10	55.293	102.2	55.967	78.7	1:03.737		2:54.997	160.2
2	53.531	101.4	56.612	76.9	1:02.485		2:52.628	163.6	11	54.011	114.8	57.982	75.4	1:04.902		2:56.895	164.1
3	54.443	98.7	56.125	86.7	1:02.988		2:53.556	163.9	12	54.388	109.2	57.404	75.6	1:02.293		2:54.085	150.8
4	53.373	110.8	55.900	81.9	1:01.385		2:50.658	161.9	13	56.258	91.8	57.403	78.4	1:04.301		2:57.962	143.8
5	53.811	109.4	58.793	80.4	1:03.958		2:56.562	162.9	14	56.156	86.2	57.661	73.9	1:04.058		2:57.875	140.8
6	54.623	103.7	56.078	87.7	1:02.359		2:53.060	161.4	15	55.869	98.1	1:09.056	57.8	1:18.349		3:23.274	150.4
7	52.763	111.1	58.218	86.8	1:03.232		2:54.213	166.9	16	1:25.141	48.0	1:02.728	68.4	1:07.647		3:35.516	82.1
8	57.116	105.8	57.471	83.5	Pit In		3:09.563	151.3	17	55.196	102.4	56.973	75.7	1:03.259		2:55.428	158.6
9	Pit Out	102.0	57.145	81.9	1:02.870		4:26.510		18								

41 Pochciol-Pochciol (GB)								Ford Capri									
lap	Sect-1	Speed	Sect-2	Speed	Sect-3	Speed	lap time	Top Speed	lap	Sect-1	Speed	Sect-2	Speed	Sect-3	Speed	lap time	Top Speed
1		127.4	49.191	90.5	52.157		2:28.297	172.5	11	47.640	119.9	50.032	84.3	Pit In		2:41.220	190.8
2	45.668	119.3	46.977	91.4	51.900		2:24.545	188.2	12	Pit Out	121.8	49.201	99.0	55.492		4:00.860	
3	44.245	122.3	47.269	82.9	52.518		2:24.032	209.3	13	45.816	120.5	46.751	102.0	52.246		2:24.813	191.2
4	43.233	129.7	46.866	95.6	52.139		2:22.238	215.1	14	44.021	127.4	47.164	98.0	51.670		2:22.855	200.4
5	44.298	119.9	45.500	92.9	51.436		2:21.234	208.9	15	43.745	125.4	48.395	94.0	53.608		2:25.748	194.9
6	43.543	129.3	46.468	86.5	51.278		2:21.289	181.5	16	59.237	66.6	1:20.240	60.5	1:19.522		3:38.999	156.3
7	43.430	127.5	44.878	96.8	50.419		2:18.727	206.5	17	1:17.903	62.6	1:25.812	64.2	1:23.181		4:06.896	69.3
8	42.347	134.3	45.030	94.3	50.723		2:18.100	214.3	18	1:17.617	65.4	1:07.926	66.1	55.759		3:21.302	75.2
9	45.505	118.9	51.183	83.5	54.701		2:31.389	203.0	19	45.329	129.0	47.181	101.9	52.685		2:25.195	199.6
10	48.953	108.2	52.376	82.9	56.550		2:37.879	176.8	20								

48 Ferreira-Carvalho (PT)								Ford Escort RS 1600									
lap	Sect-1	Speed	Sect-2	Speed	Sect-3	Speed	lap time	Top Speed	lap	Sect-1	Speed	Sect-2	Speed	Sect-3	Speed	lap time	Top Speed
1	50.610	108.4	49.542	92.8	52.488		2:32.640	163.4	8	42.977	132.4	44.417	97.4	50.056		2:17.450	195.3
2	45.061	124.0	46.402	88.3	51.491		2:22.954	183.4	9	46.721	132.7	50.433	84.2	Pit In		2:37.652	189.1
3	44.135	124.6	46.018	98.2	50.316		2:20.469	184.6	10	Pit Out	119.1	52.591	87.8	58.067		4:09.704	



ALGARVE CLASSIC FESTIVAL 2019
Autódromo Internacional do Algarve

HISTORIC ENDURANCE

31 October - 3 November 2019

Laps and Sector Times - Race 2

Autodromo Internacional Algarve - 4652 mtr.

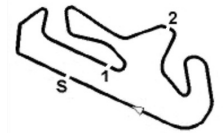
4	44.434	127.2	44.741	95.4	51.405	2:20.580	186.5	11	46.973	120.3	47.994	82.5	51.336	2:26.303	177.3
5	43.936	133.5	44.430	95.0	49.955	2:18.321	183.1	12	43.696	128.4	44.204	91.9	<u>48.789</u>	<u>2:16.689</u>	<u>199.3</u>
6	43.503	132.8	45.965	86.0	53.656	2:23.124	184.3	13	43.152	<u>136.0</u>	44.988	91.4	49.804	2:17.944	195.7
7	43.803	134.3	<u>44.024</u>	95.2	49.729	2:17.556	190.5	14							

52 Sautter-Newall(DE)								Jaguar E-Type									
lap	Sect-1	Speed	Sect-2	Speed	Sect-3	Speed	lap time	Top Speed	lap	Sect-1	Speed	Sect-2	Speed	Sect-3	Speed	lap time	Top Speed
1		141.0	41.978	<u>100.7</u>	47.541		<u>2:08.972</u>	183.1	11	45.228	134.2	46.477	87.2	52.666		2:24.371	203.4
2	40.722	137.6	42.271	94.3	47.624		2:10.617	<u>218.2</u>	12	44.341	140.6	45.297	93.9	Pit In		2:27.978	205.3
3	40.325	132.7	41.680	93.8	47.715		2:09.720	214.7	13	Pit Out	125.1	47.624	86.5	51.773		3:56.491	
4	40.057	139.4	42.002	92.2	47.870		2:09.929	213.4	14	42.904	132.2	45.693	85.6	50.966		2:19.563	202.2
5	<u>39.902</u>	140.8	41.628	91.3	47.523		2:09.053	214.3	15	44.161	114.9	47.923	86.9	50.544		2:22.628	195.3
6	40.271	134.7	42.249	90.8	47.882		2:10.402	212.6	16	44.040	101.1	53.279	75.6	55.586		2:32.905	193.5
7	44.399	<u>148.4</u>	42.570	98.5	47.737		2:14.706	211.8	17	1:01.228	66.7	1:20.138	69.1	1:20.020		3:41.386	150.2
8	40.727	140.4	<u>41.437</u>	96.1	<u>47.342</u>		2:09.506	211.8	18	1:18.049	65.1	1:25.039	62.9	1:23.780		4:06.868	69.5
9	40.594	143.0	42.199	89.6	47.559		2:10.352	217.3	19	1:17.490	69.3	1:07.850	67.7	58.156		3:23.496	78.9
10	45.069	135.2	46.387	81.3	50.537		2:21.993	210.1	20	46.725	125.6	47.384	88.7	52.940		2:27.049	179.1

58 Antonio Gutierrez(ESP)								Porsche 2.5 ST									
lap	Sect-1	Speed	Sect-2	Speed	Sect-3	Speed	lap time	Top Speed	lap	Sect-1	Speed	Sect-2	Speed	Sect-3	Speed	lap time	Top Speed
1		120.8	49.740	90.3	53.508		2:34.743	145.9	11	48.394	117.4	50.717	79.8	Pit In		2:43.890	179.1
2	45.234	135.3	46.156	93.3	51.817		2:23.207	197.8	12	Pit Out	126.8	47.331	84.0	53.125		3:53.814	
3	45.369	137.2	47.242	<u>96.3</u>	51.955		2:24.566	185.6	13	45.168	136.4	46.190	90.6	52.596		2:23.954	193.5
4	45.090	127.2	45.787	88.2	51.232		2:22.109	187.5	14	44.584	144.2	47.704	88.1	51.896		2:24.184	194.9
5	44.287	132.7	46.585	88.9	51.973		2:22.845	190.5	15	44.535	121.8	48.200	90.7	52.891		2:25.626	192.5
6	44.274	146.7	45.665	93.2	51.891		2:21.830	187.5	16	54.107	59.7	1:18.585	64.1	1:19.407		3:32.099	189.8
7	44.160	136.0	<u>45.232</u>	92.2	<u>50.900</u>		<u>2:20.292</u>	195.7	17	1:18.986	56.0	1:25.655	61.9	1:22.600		4:07.241	80.9
8	<u>43.437</u>	138.5	45.919	90.2	51.372		2:20.728	196.7	18	1:18.951	54.1	1:06.086	61.7	58.823		3:23.860	74.2
9	45.871	127.8	50.193	80.6	56.361		2:32.425	184.6	19	43.485	<u>147.5</u>	45.746	93.6	51.112		2:20.343	<u>198.5</u>
10	48.615	120.8	51.695	86.0	58.932		2:39.242	171.4	20								

59 Hutson-Monk (GB)								Porsche 911 SWB									
lap	Sect-1	Speed	Sect-2	Speed	Sect-3	Speed	lap time	Top Speed	lap	Sect-1	Speed	Sect-2	Speed	Sect-3	Speed	lap time	Top Speed
1	51.524	108.1	49.882	93.2	53.746		2:35.152	160.2	11	45.567	125.4	48.397	87.9	52.689		2:26.653	181.8
2	47.964	129.8	47.733	97.2	53.449		2:29.146	181.8	12	45.651	127.7	46.924	91.6	52.425		2:25.000	182.4
3	45.289	135.3	48.981	91.6	52.759		2:27.029	184.0	13	44.461	129.5	46.438	93.8	52.496		2:23.395	<u>184.3</u>
4	45.468	141.2	46.998	92.7	53.233		2:25.699	<u>184.3</u>	14	44.991	130.0	46.618	89.9	<u>51.745</u>		2:23.354	183.7
5	46.319	132.8	47.522	91.1	53.405		2:27.246	183.7	15	45.157	126.2	47.750	85.9	52.938		2:25.845	177.9
6	47.066	145.2	48.100	<u>92.2</u>	54.285		2:29.451	183.4	16	46.752	124.9	1:02.832	68.2	1:17.525		3:07.109	171.4
7	46.313	139.5	46.709	94.4	52.571		2:25.593	183.7	17	1:21.415	37.4	1:23.668	59.5	1:19.579		4:04.662	74.3
8	46.449	<u>145.6</u>	46.805	90.5	53.482		2:26.736	183.4	18	1:23.525	54.6	1:02.900	54.8	1:00.562		3:26.987	88.3
9	49.388	128.3	52.330	76.5	Pit In		<u>2:50.125</u>	183.4	19	<u>44.195</u>	139.5	<u>46.414</u>	91.8	52.046		<u>2:22.655</u>	<u>184.3</u>
10	Pit Out	127.7	50.070	78.6	55.327		4:07.433		20								

60 Bastos Rezende-Pais do Amaral(PT)								Porsche 911 3.0 RS									
lap	Sect-1	Speed	Sect-2	Speed	Sect-3	Speed	lap time	Top Speed	lap	Sect-1	Speed	Sect-2	Speed	Sect-3	Speed	lap time	Top Speed
1	47.211	120.1	47.266	90.8	50.720		2:25.197	168.2	11	45.974	130.9	47.953	86.5	54.627		2:28.554	180.6
2	43.482	129.7	43.669	104.0	48.724		2:15.875	207.7	12	44.009	131.4	45.548	88.4	Pit In		2:27.451	203.0
3	41.504	126.6	42.312	100.2	48.347		2:12.163	212.2	13	Pit Out	138.6	43.594	<u>104.8</u>	48.644		3:38.407	
4	40.658	150.4	41.818	94.4	<u>48.151</u>		2:10.627	215.6	14	41.035	137.6	42.899	103.3	48.405		2:12.339	215.6
5	40.308	153.8	41.908	97.9	48.310		<u>2:10.526</u>	215.1	15	41.062	148.8	43.448	104.3	49.121		2:13.631	208.9
6	41.605	144.4	41.848	100.1	48.481		2:11.934	211.8	16	41.450	138.3	46.955	73.8	55.568		2:23.973	210.1
7	40.595	147.5	41.992	96.6	49.545		2:12.132	<u>216.0</u>	17	1:01.506	65.8	1:20.452	59.9	1:19.640		3:41.598	152.3
8	40.937	<u>159.1</u>	<u>41.483</u>	91.3	49.118		2:11.538	205.3	18	1:18.234	67.2	1:25.389	65.5	1:23.281		4:06.904	67.8
9	41.181	149.0	42.855	95.0	50.229		2:14.265	210.1	19	1:17.402	68.1	1:08.016	66.9	54.967		3:20.385	77.6
10	45.063	130.4	47.694	88.1	54.520		2:27.277	199.6	20	<u>40.085</u>	154.1	42.029	102.1	Pit In		<u>2:24.122</u>	215.1



ALGARVE CLASSIC FESTIVAL 2019

Autódromo Internacional do Algarve

HISTORIC ENDURANCE

31 October - 3 November 2019

Laps and Sector Times - Race 2

Autodromo Internacional Algarve - 4652 mtr.

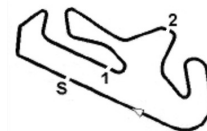
68 Guimarães-Melo(PT)								Lotus Elan									
lap	Sect-1	Speed	Sect-2	Speed	Sect-3	Speed	lap time	Top Speed	lap	Sect-1	Speed	Sect-2	Speed	Sect-3	Speed	lap time	Top Speed
1		117.3	50.597	88.6	56.216		2:36.869	160.2	11	50.014	128.7	49.728	82.9	Pit In		2:42.330	162.2
2	47.979	122.2	47.871	92.1	52.903		2:28.753	177.9	12	Pit Out	121.8	47.140	90.9	52.706		3:47.546	
3	46.315	130.3	47.227	95.1	52.078		2:25.620	190.5	13	43.991	130.8	45.411	88.7	51.478		2:20.880	194.9
4	44.286	<u>137.9</u>	46.837	88.7	52.744		2:23.867	194.2	14	<u>43.446</u>	135.3	45.459	91.8	50.850		<u>2:19.755</u>	193.9
5	45.932	122.2	47.771	90.1	53.333		2:27.036	197.4	15	45.623	125.1	47.377	87.9	51.561		2:24.561	171.7
6	46.450	123.1	46.377	88.1	51.268		2:24.095	192.5	16	45.950	120.7	1:11.263	55.3	1:17.946		3:15.159	175.0
7	45.219	129.3	45.310	92.4	51.051		2:21.580	196.7	17	1:22.052	43.9	1:23.149	62.0	1:20.480		4:05.681	75.2
8	43.687	130.0	46.458	95.6	52.289		2:22.434	<u>201.5</u>	18	1:22.523	46.9	1:04.021	55.2	59.725		3:26.269	107.8
9	48.284	122.6	54.687	78.7	1:01.259		2:44.230	194.2	19	44.982	136.9	<u>45.013</u>	<u>95.9</u>	<u>50.503</u>		2:20.498	200.0
10	52.757	102.4	55.179	80.8	1:01.347		2:49.283	161.0	20								

75 Sena Brizido-Pina Cardoso(PT)								Porsche 911 3.0 RS									
lap	Sect-1	Speed	Sect-2	Speed	Sect-3	Speed	lap time	Top Speed	lap	Sect-1	Speed	Sect-2	Speed	Sect-3	Speed	lap time	Top Speed
1		123.6	50.170	89.7	52.103		2:29.201	172.2	11	45.610	133.7	46.612	87.5	51.633		2:23.855	186.5
2	45.731	124.4	46.198	92.0	52.099		2:24.028	196.4	12	43.196	133.2	44.689	90.7	Pit In		2:23.926	210.1
3	44.441	112.3	47.028	81.7	53.627		2:25.096	205.7	13	Pit Out	139.4	<u>43.114</u>	95.4	<u>48.187</u>		2:34.690	
4	45.413	136.7	45.311	<u>104.3</u>	51.840		2:22.564	184.3	14	41.930	132.8	44.573	98.5	48.927		2:15.430	<u>213.9</u>
5	45.428	131.5	46.370	102.9	51.342		2:23.140	194.6	15	1:24.885	127.2	49.401	86.8	52.985		3:07.271	187.2
6	45.759	135.7	45.576	95.7	51.732		2:23.067	205.7	16	48.334	113.1	1:13.967	52.8	1:18.592		3:20.893	156.3
7	44.809	139.9	43.876	99.4	50.987		2:19.672	203.0	17	1:19.930	45.8	1:24.812	53.9	1:21.532		4:06.274	82.3
8	44.339	138.5	43.966	100.2	52.751		2:21.056	205.7	18	1:20.559	48.4	1:04.550	66.5	58.936		3:24.045	84.7
9	47.685	125.9	49.938	81.8	Pit In		<u>2:38.219</u>	186.5	19	<u>40.860</u>	<u>141.2</u>	43.261	97.5	49.017		<u>2:13.138</u>	208.9
10	Pit Out	113.7	49.107	86.7	55.966		<u>3:57.258</u>		20								

80 Fernando Soares(PT)								Porsche 911 3.0 RS									
lap	Sect-1	Speed	Sect-2	Speed	Sect-3	Speed	lap time	Top Speed	lap	Sect-1	Speed	Sect-2	Speed	Sect-3	Speed	lap time	Top Speed
1		126.9	44.946	95.1	49.310		2:18.984	180.3	11	47.439	142.5	49.425	90.2	Pit In		2:39.351	172.2
2	42.361	141.0	43.702	91.6	48.822		2:14.885	207.3	12	Pit Out	114.9	46.371	91.4	51.772		<u>3:50.779</u>	
3	42.537	122.3	43.932	96.2	<u>48.392</u>		2:14.868	208.9	13	42.982	139.9	43.682	92.6	49.042		2:15.706	198.2
4	41.692	134.3	43.463	93.1	48.746		2:13.901	208.5	14	42.166	138.1	42.773	96.9	49.391		2:14.330	205.7
5	42.677	144.0	44.301	94.5	49.228		2:16.206	<u>209.3</u>	15	42.269	138.5	44.010	99.3	49.252		2:15.531	201.9
6	43.634	135.3	43.378	97.4	49.652		2:16.664	198.2	16	42.130	129.8	46.314	93.3	50.936		2:19.380	201.9
7	41.941	138.8	43.647	101.5	49.145		2:14.733	205.3	17	46.065	114.9	1:11.647	60.8	1:17.540		3:15.252	177.9
8	<u>41.389</u>	<u>147.5</u>	<u>42.538</u>	100.5	49.121		<u>2:13.048</u>	208.1	18	1:22.718	42.5	1:22.920	59.9	1:20.151		4:05.789	70.5
9	41.829	141.5	44.367	92.1	49.875		2:16.071	206.9	19	1:23.356	52.3	1:03.187	51.8	59.521		3:26.064	107.8
10	46.508	135.7	55.568	78.9	1:02.757		2:44.833	198.5	20	43.964	135.2	43.731	<u>103.0</u>	49.176		2:16.871	208.5

83 Duarte-Silva Jesus(PT)								Porsche 911 3.0 RS									
lap	Sect-1	Speed	Sect-2	Speed	Sect-3	Speed	lap time	Top Speed	lap	Sect-1	Speed	Sect-2	Speed	Sect-3	Speed	lap time	Top Speed
1		122.6	47.250	88.1	52.824		2:30.943	149.6	3	44.181	114.0	46.116	<u>98.5</u>	51.360		2:21.657	201.9
2	45.496	127.1	46.193	95.3	51.735		2:23.424	198.2	4	<u>42.612</u>	<u>145.6</u>	<u>44.443</u>	89.4	<u>49.979</u>		<u>2:17.034</u>	<u>208.5</u>

85 Carlos Zorrilla-Moreno(ESP)								Porsche 911 3.0 RS									
lap	Sect-1	Speed	Sect-2	Speed	Sect-3	Speed	lap time	Top Speed	lap	Sect-1	Speed	Sect-2	Speed	Sect-3	Speed	lap time	Top Speed
1		132.5	44.463	97.2	49.576		2:16.907	185.9	11	46.453	133.5	49.302	80.7	54.221		2:29.976	182.1
2	42.452	149.6	43.157	91.0	48.925		2:14.534	209.3	12	44.655	142.3	44.991	81.2	50.203		2:19.849	207.3
3	42.196	155.4	43.030	90.2	49.466		2:14.692	215.6	13	42.836	140.6	44.195	89.9	Pit In		<u>2:22.878</u>	210.5
4	42.334	139.5	43.275	90.4	<u>48.872</u>		2:14.481	215.1	14	Pit Out	123.3	47.984	89.8	52.711		<u>3:56.719</u>	
5	41.236	143.8	42.940	92.8	49.280		2:13.456	<u>217.3</u>	15	44.672	129.3	47.866	93.9	51.172		2:23.710	190.8
6	41.836	142.5	<u>42.699</u>	96.6	49.212		2:13.747	214.3	16	43.911	124.9	47.733	87.0	52.680		2:24.324	195.7
7	41.413	143.2	43.017	<u>103.7</u>	49.804		2:14.234	214.7	17	46.229	139.7	1:12.047	52.0	1:17.852		3:16.128	167.4
8	<u>41.143</u>	<u>155.8</u>	42.714	91.0	49.396		<u>2:13.253</u>	212.2	18	1:21.348	50.0	1:23.558	61.4	1:20.551		4:05.457	72.9
9	41.759	141.0	43.475	96.4	50.045		2:15.279	203.4	19	1:22.260	44.4	1:04.274	52.8	59.426		3:25.960	111.2
10	46.282	131.5	48.915	89.9	53.627		2:28.824	195.3	20	45.202	139.5	47.056	89.9	51.170		2:23.428	196.7



ALGARVE CLASSIC FESTIVAL 2019

Autódromo Internacional do Algarve

HISTORIC ENDURANCE

31 October - 3 November 2019

Laps and Sector Times - Race 2

Autodromo Internacional Algarve - 4652 mtr.

88 Richard McAlpine(ESP)								McLaren M1B									
lap	Sect-1	Speed	Sect-2	Speed	Sect-3	Speed	lap time	Top Speed	lap	Sect-1	Speed	Sect-2	Speed	Sect-3	Speed	lap time	Top Speed
1	47.419	108.1	45.356	90.1	49.487		2:22.262		11	42.282	128.9	43.951	86.4	49.656		2:15.889	193.9
2	47.846	101.5	48.342	94.2	49.890		2:26.078	196.0	12	39.378	133.8	42.059	89.9	46.501		2:07.938	208.1
3	41.007	122.6	44.688	89.2	51.198		2:16.893	205.3	13	41.714	149.6	41.304	86.3	45.699		2:08.717	208.9
4	43.471	143.0	44.000	87.2	47.152		2:14.623	184.6	14	40.678	139.0	42.706	97.6	45.993		2:09.377	188.5
5	38.748	136.9	42.771	97.5	48.644		2:10.163	211.8	15	40.389	134.3	42.817	94.2	45.339		2:08.545	191.2
6	40.335	151.0	44.388	96.3	48.394		2:13.117	203.8	16	42.917	107.7	47.926	92.2	53.118		2:23.961	193.5
7	39.152	123.4	41.638	89.7	45.419		2:06.209	221.8	17	1:01.065	57.0	1:18.713	60.0	1:20.024		3:39.802	150.8
8	38.724	130.1	41.956	78.1	47.377		2:08.057	206.1	18	1:18.487	60.3	1:24.916	60.9	1:23.737		4:07.140	75.0
9	38.441	142.7	41.225	92.1	Pit In		2:16.833	223.6	19	1:18.004	60.2	1:06.896	61.3	55.229		3:20.129	72.0
10	Pit Out	100.8	49.801	87.9	52.096		4:05.505		20	44.080	142.5	41.013	93.6	49.270		2:14.363	178.2

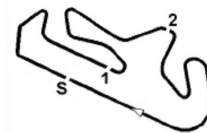
92 Thomas-Lockie(GB)								Ford Falcon									
lap	Sect-1	Speed	Sect-2	Speed	Sect-3	Speed	lap time	Top Speed	lap	Sect-1	Speed	Sect-2	Speed	Sect-3	Speed	lap time	Top Speed
1		131.2	47.138	92.9	51.626		2:26.335	162.2	5	44.003	136.4	45.305	96.6	50.928		2:20.236	213.4
2	45.114	125.3	45.946	97.9	51.454		2:22.514	198.9	6	45.645	118.4	47.565	98.9	Pit In		2:41.401	204.5
3	44.353	117.1	46.391	97.3	50.929		2:21.673	202.2	7	Pit Out	98.1	52.634	78.0	Pit In		5:46.552	
4	44.417	130.9	44.284	103.5	50.825		2:19.526	203.4	8								

101 Uiterwaal-Zwart(NL)								Mustang MK1									
lap	Sect-1	Speed	Sect-2	Speed	Sect-3	Speed	lap time	Top Speed	lap	Sect-1	Speed	Sect-2	Speed	Sect-3	Speed	lap time	Top Speed
1	52.944	104.1	53.140	84.8	56.785		2:42.869	148.8	10	Pit Out	101.9	51.200	92.2	55.313		4:14.185	
2	50.949	93.9	52.570	85.9	57.632		2:41.151	171.7	11	46.676	114.3	49.104	74.6	54.621		2:30.401	172.2
3	49.458	110.8	50.394	85.0	55.786		2:35.638	157.7	12	45.751	119.7	49.528	76.3	54.366		2:29.645	181.2
4	48.389	113.3	49.669	84.2	54.922		2:32.980	170.9	13	46.138	115.5	48.550	86.5	53.556		2:28.244	178.2
5	49.165	104.9	52.162	84.0	59.285		2:40.612	167.4	14	44.898	119.7	48.207	90.9	52.462		2:25.567	178.2
6	51.774	106.6	52.176	82.1	57.262		2:41.212	152.5	15	45.297	118.8	1:12.862	52.3	1:18.085		3:16.244	172.5
7	48.953	115.8	51.669	78.3	57.580		2:38.202	162.4	16	1:21.117	46.7	1:23.530	58.3	1:20.957		4:05.604	71.9
8	51.451	110.5	55.131	75.5	1:03.707		2:50.289	154.7	17	1:22.075	49.8	1:04.490	52.2	59.384		3:25.949	81.1
9	57.106	108.9	54.473	80.5	Pit In		3:00.110	124.6	18	44.285	128.6	46.341	87.4	52.768		2:23.394	179.7

104 Luis Gama Rocha(PT)								Ford Cortina Lotus MK1									
lap	Sect-1	Speed	Sect-2	Speed	Sect-3	Speed	lap time	Top Speed	lap	Sect-1	Speed	Sect-2	Speed	Sect-3	Speed	lap time	Top Speed
1	53.224	93.0	52.551	85.4	54.784		2:40.559	156.7	4	46.766	122.4	48.564	81.3	53.894		2:29.224	183.1
2	46.300	126.6	48.583	82.4	54.038		2:28.921	182.1	5	49.500	114.9	50.311	89.6	Pit In		3:32.416	172.2
3	46.289	130.1	47.298	90.1	54.461		2:28.048	178.8	6								

105 Filipe Nogueira-Cruz(PT)								Ford Escort MK1									
lap	Sect-1	Speed	Sect-2	Speed	Sect-3	Speed	lap time	Top Speed	lap	Sect-1	Speed	Sect-2	Speed	Sect-3	Speed	lap time	Top Speed
1		107.9	50.457	92.5	55.312		2:36.979	181.2	11	50.260	109.2	48.592	83.6	53.092		2:31.944	169.8
2	47.023	129.2	47.206	86.1	53.891		2:28.120	182.4	12	45.080	132.0	45.452	92.9	52.264		2:22.796	198.2
3	46.578	129.3	49.664	89.9	52.489		2:28.731	192.9	13	44.386	126.2	45.316	95.3	51.540		2:21.242	198.9
4	45.284	135.5	46.850	91.7	52.420		2:24.554	201.5	14	43.088	127.7	45.285	86.5	56.543		2:24.916	192.9
5	47.372	131.1	48.638	93.3	53.105		2:29.115	194.6	15	56.336	101.4	57.199	76.0	1:04.589		2:58.124	136.0
6	46.393	141.7	47.054	92.4	54.147		2:27.594	195.7	16	56.068	93.8	57.419	78.8	1:04.176		2:57.663	144.2
7	45.552	147.9	46.842	90.2	53.701		2:26.095	192.5	17	56.048	104.3	1:09.696	54.2	1:17.287		3:23.031	149.4
8	45.495	149.2	46.952	88.5	53.389		2:25.836	198.2	18	1:25.400	45.4	1:02.726	63.5	1:01.581		3:29.707	80.2
9	49.549	127.7	54.428	75.4	Pit In		2:52.703	188.8	19	43.916	140.4	45.669	88.5	51.331		2:20.916	203.4
10	Pit Out	107.0	54.111	77.6	57.068		4:26.205		20								

109 Oldendorff-Monroy (DE)								Alfa Romeo GTAm									
lap	Sect-1	Speed	Sect-2	Speed	Sect-3	Speed	lap time	Top Speed	lap	Sect-1	Speed	Sect-2	Speed	Sect-3	Speed	lap time	Top Speed
1		105.6	50.974	91.8	52.990		2:37.670	142.9	11	47.877	122.2	49.897	91.0	Pit In		2:38.538	186.5
2	45.212	130.3	46.013	96.1	49.722		2:20.947	191.5	12	Pit Out	117.1	47.838	90.3	52.951		3:56.743	
3	45.106	127.2	47.190	86.5	50.698		2:22.994	193.5	13	45.595	122.3	46.978	87.9	52.149		2:24.722	186.2
4	42.725	132.5	45.192	99.1	50.439		2:18.356	192.9	14	45.734	127.1	47.958	94.1	52.339		2:26.031	182.1
5	44.298	135.2	44.935	91.8	50.329		2:19.562	188.5	15	47.178	107.2	52.239	82.7	53.034		2:32.451	188.5
6	54.908	140.1	44.811	96.9	50.131		2:29.850	192.9	16	47.006	123.4	1:14.688	50.4	1:17.919		3:19.613	152.3



ALGARVE CLASSIC FESTIVAL 2019

Autódromo Internacional do Algarve

HISTORIC ENDURANCE

31 October - 3 November 2019

Laps and Sector Times - Race 2

Autodromo Internacional Algarve - 4652 mtr.

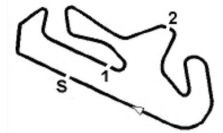
7	44.208	130.9	46.487	92.2	51.509	2:22.204	193.2	17	1:20.047	48.2	1:25.238	54.4	1:21.655	4:06.940	77.5
8	43.714	135.2	45.353	<u>101.8</u>	1:00.315	2:29.382	189.8	18	1:19.794	52.9	1:05.656	59.8	57.771	3:23.221	73.3
9	47.907	126.6	50.349	82.6	54.748	2:33.004	187.8	19	43.983	132.7	45.859	93.2	52.619	2:22.461	<u>196.0</u>
10	49.140	122.7	50.697	79.6	55.125	2:34.962	179.4	20							

116 Silva-Velez-Grilo (PT)								MGB									
lap	Sect-1	Speed	Sect-2	Speed	Sect-3	Speed	lap time	Top Speed	lap	Sect-1	Speed	Sect-2	Speed	Sect-3	Speed	lap time	Top Speed
1	54.568	112.6	51.980	89.8	55.531		2:42.079	135.5	10	52.051	107.6	54.810	74.8	Pit In		2:57.060	163.9
2	48.927	115.1	49.407	83.9	54.682		2:33.016	178.5	11	Pit Out	110.2	49.763	91.1	55.717		4:10.039	
3	47.529	108.9	48.288	89.9	53.153		2:28.970	176.8	12	48.423	107.8	51.473	82.6	56.030		2:35.926	175.9
4	<u>45.871</u>	125.3	<u>47.872</u>	89.8	<u>52.383</u>		<u>2:26.126</u>	<u>180.6</u>	13	48.274	112.5	1:21.309	93.3	Pit In		3:16.021	167.4
5	46.438	126.6	48.656	90.0	58.068		2:33.162	177.0	14	Pit Out	112.6	52.887	87.7	56.719		3:24.078	
6	46.100	122.7	49.690	<u>96.6</u>	53.757		2:29.547	176.5	15	51.295	109.3	52.267	87.9	56.575		2:40.137	156.1
7	45.996	<u>131.5</u>	48.119	83.9	53.936		2:28.051	178.2	16	1:13.814	38.0	1:23.423	54.8	1:19.230		3:56.467	116.6
8	46.763	117.6	49.187	88.7	54.127		2:30.077	176.5	17	1:24.029	48.5	1:02.285	53.8	1:02.599		3:28.913	87.0
9	51.733	115.9	54.857	73.3	1:00.281		2:46.871	174.2	18	49.212	109.8	50.899	89.6	55.700		2:35.811	169.8

119 Tice-Conoley (GB)								Marcos 1800 GTS									
lap	Sect-1	Speed	Sect-2	Speed	Sect-3	Speed	lap time	Top Speed	lap	Sect-1	Speed	Sect-2	Speed	Sect-3	Speed	lap time	Top Speed
1	49.124	119.5	48.301	96.3	50.491		2:27.916	163.1	11	47.254	119.6	49.489	84.6	Pit In		2:39.071	168.2
2	44.920	128.1	45.911	94.7	52.075		2:22.906	198.2	12	Pit Out	111.1	47.966	80.9	54.318		3:56.212	
3	44.343	113.7	46.197	97.8	49.560		2:20.100	197.4	13	46.487	113.6	47.017	89.2	51.315		2:24.819	168.5
4	<u>42.560</u>	125.1	44.461	93.1	<u>49.536</u>		<u>2:16.557</u>	195.3	14	45.141	123.0	46.091	88.1	50.959		2:22.191	184.9
5	42.939	<u>143.2</u>	45.295	<u>99.8</u>	50.168		2:18.402	<u>199.6</u>	15	43.775	130.0	54.321	84.4	56.634		2:34.730	182.1
6	43.964	135.8	44.834	87.0	50.728		2:19.526	181.2	16	1:10.297	101.5	52.139	89.5	55.477		2:57.913	137.6
7	43.398	128.9	45.222	93.4	50.004		2:18.624	185.2	17	50.901	100.6	56.352	86.4	58.124		2:45.377	145.0
8	42.712	137.4	<u>44.065</u>	93.1	49.955		2:16.732	193.2	18	52.101	100.9	55.539	83.1	1:02.646		2:50.286	128.7
9	44.534	126.5	47.769	95.2	52.081		2:24.384	191.2	19	1:24.875	45.8	1:02.762	76.9	1:02.043		3:29.680	96.8
10	47.848	114.6	51.064	83.2	55.169		2:34.081	173.9	20	43.817	126.6	44.928	94.3	50.500		2:19.245	182.7

131 Luis Sousa Ribeiro (PT)								BMW 2800GS									
lap	Sect-1	Speed	Sect-2	Speed	Sect-3	Speed	lap time	Top Speed	lap	Sect-1	Speed	Sect-2	Speed	Sect-3	Speed	lap time	Top Speed
1		122.9	49.445	94.2	51.609		2:31.395	158.6	11	47.213	124.4	47.556	98.1	53.725		2:28.494	178.2
2	45.636	123.3	46.895	99.8	51.071		2:23.602	184.6	12	45.130	129.5	46.743	94.7	51.604		2:23.477	175.3
3	44.582	123.4	46.735	94.2	51.546		2:22.863	189.5	13	45.165	127.8	46.654	95.2	Pit In		3:31.670	174.8
4	43.737	128.9	45.603	93.9	51.149		2:20.489	<u>205.7</u>	14	Pit Out	134.0	46.049	96.6	51.471		2:44.368	
5	43.809	137.8	44.925	<u>101.1</u>	50.877		2:19.611	198.2	15	43.502	131.2	45.736	97.2	1:00.623		2:29.861	202.2
6	43.751	136.2	45.634	94.4	53.467		2:22.852	192.9	16	56.259	94.7	57.266	82.1	1:04.196		2:57.721	139.2
7	43.185	<u>146.5</u>	44.922	96.8	50.187		2:18.294	200.7	17	55.905	99.0	1:09.806	51.8	1:17.332		3:23.043	142.5
8	42.826	137.9	<u>44.337</u>	98.5	50.241		<u>2:17.404</u>	198.2	18	1:25.341	45.6	1:02.784	60.7	1:00.067		3:28.192	78.4
9	47.020	144.6	2:08.560	94.9	Pit In		4:04.849	178.5	19	<u>42.733</u>	135.5	47.980	97.7	<u>49.957</u>		2:20.670	192.5
10	Pit Out	134.2	50.967	75.1	56.726		4:06.206		20								

155 Martinez-Fuster (ESP)								Porsche 911 3.0 RS									
lap	Sect-1	Speed	Sect-2	Speed	Sect-3	Speed	lap time	Top Speed	lap	Sect-1	Speed	Sect-2	Speed	Sect-3	Speed	lap time	Top Speed
1	49.516	107.4	50.050	84.8	52.748		2:32.314	159.5	11	45.560	123.3	46.175	86.1	51.782		2:23.517	197.8
2	48.486	131.2	46.096	87.9	51.455		2:26.037	175.0	12	43.544	142.7	<u>44.092</u>	84.6	50.297		2:17.933	206.5
3	43.736	131.5	44.988	86.8	50.892		2:19.616	189.1	13	41.969	150.0	44.456	86.6	50.364		2:16.789	<u>210.9</u>
4	42.555	137.6	44.752	90.7	50.478		2:17.785	201.9	14	<u>41.420</u>	147.1	44.241	90.3	49.934		<u>2:15.595</u>	204.2
5	44.429	138.8	44.791	93.0	50.154		2:19.374	201.5	15	42.516	130.4	45.310	<u>97.3</u>	50.464		2:18.290	206.5
6	42.353	139.4	45.589	86.2	53.552		2:21.494	196.4	16	43.825	130.8	45.431	96.7	1:00.476		2:29.732	194.9
7	43.929	135.7	45.019	87.8	50.395		2:19.343	199.6	17	56.508	98.0	57.328	88.6	1:03.812		2:57.648	128.3
8	42.660	136.5	44.613	85.2	<u>49.873</u>		2:17.146	208.9	18	55.849	105.4	1:10.326	52.7	1:17.228		3:23.403	139.0
9	45.468	147.3	1:03.725	86.2	Pit In		2:49.817	198.5	19	1:25.752	48.3	1:02.130	69.2	1:00.537		3:28.419	83.9
10	Pit Out	114.0	48.964	89.0	56.338		3:56.649		20	43.493	<u>152.8</u>	44.280	92.9	50.243		2:18.016	209.7



ALGARVE CLASSIC FESTIVAL 2019

Autódromo Internacional do Algarve

HISTORIC ENDURANCE

31 October - 3 November 2019

Laps and Sector Times - Race 2

Autodromo Internacional Algarve - 4652 mtr.

168 Gordon-Finburgh(GB)								Lotus Elite									
lap	Sect-1	Speed	Sect-2	Speed	Sect-3	Speed	lap time	Top Speed	lap	Sect-1	Speed	Sect-2	Speed	Sect-3	Speed	lap time	Top Speed
1	55.461	118.3	51.698	92.3	56.928		2:44.087	155.6	10	51.370	109.3	54.971	84.6	Pit In		2:53.150	161.7
2	51.907	103.4	50.141	92.3	56.664		2:38.712	184.0	11	Pit Out	122.9	49.060	92.6	54.637		4:53.152	
3	46.964	122.2	49.195	97.9	54.031		2:30.190	179.7	12	46.952	125.4	48.511	92.9	53.839		2:29.302	180.0
4	46.882	129.0	<u>47.143</u>	<u>101.7</u>	53.754		<u>2:27.779</u>	171.7	13	47.938	126.5	47.299	98.1	54.033		2:29.270	176.2
5	47.046	117.1	48.065	91.2	54.644		2:29.755	170.3	14	47.615	128.0	48.645	85.6	54.529		2:30.789	180.6
6	48.086	<u>129.2</u>	47.797	92.2	<u>53.365</u>		2:29.248	<u>185.2</u>	15	46.966	122.2	1:13.257	54.7	1:18.363		3:18.586	174.2
7	<u>46.583</u>	128.1	47.949	95.3	54.292		2:28.824	173.6	16	1:20.507	49.1	1:24.435	57.3	1:21.286		4:06.228	83.6
8	46.881	128.3	49.149	87.2	55.332		2:31.362	184.9	17	1:20.992	49.5	1:04.178	64.8	1:01.472		3:26.642	83.3
9	52.799	114.2	55.765	81.6	1:01.320		2:49.884	172.8	18	48.027	116.8	49.229	95.6	55.301		2:32.557	170.3

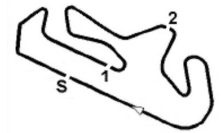
177 Hartogs-Nuthall(BR)								Ford GT40									
lap	Sect-1	Speed	Sect-2	Speed	Sect-3	Speed	lap time	Top Speed	lap	Sect-1	Speed	Sect-2	Speed	Sect-3	Speed	lap time	Top Speed
1		118.2	44.905	96.3	50.293		2:16.875	179.1	11	Pit Out	118.6	45.694	89.0	49.554		3:56.776	
2	43.149	128.7	44.213	86.1	48.376		2:15.738	210.9	12	41.450	120.5	42.810	91.0	46.722		2:10.982	198.5
3	43.292	120.3	43.180	88.1	48.307		2:14.779	193.9	13	40.347	130.8	41.714	90.2	46.934		2:08.995	200.4
4	41.774	126.8	43.523	87.2	47.586		2:12.883	201.9	14	39.762	138.8	40.942	95.8	46.168		<u>2:06.872</u>	206.5
5	40.917	138.5	43.254	95.2	48.803		2:12.974	220.0	15	<u>38.656</u>	135.5	43.220	91.7	<u>46.157</u>		2:08.033	<u>220.4</u>
6	41.816	135.2	42.784	99.7	48.666		2:13.266	208.9	16	38.802	133.5	49.035	85.9	55.547		2:23.384	213.0
7	42.184	133.2	43.519	92.2	50.247		2:15.950	214.7	17	1:12.777	57.0	1:20.153	64.2	1:20.299		3:53.229	146.9
8	42.194	143.6	42.691	101.3	47.882		2:12.767	202.6	18	1:17.618	61.8	1:25.390	59.4	1:24.199		4:07.207	69.7
9	40.897	137.1	44.019	<u>105.4</u>	49.895		2:14.811	201.5	19	1:16.751	76.7	1:08.077	64.2	57.086		3:21.914	77.7
10	45.603	111.6	51.820	102.5	Pit In		<u>2:38.407</u>	203.8	20	39.795	<u>146.9</u>	<u>40.920</u>	94.9	46.499		2:07.214	198.2

182 Guess-Hilliard(GB)								Ginetta G10									
lap	Sect-1	Speed	Sect-2	Speed	Sect-3	Speed	lap time	Top Speed	lap	Sect-1	Speed	Sect-2	Speed	Sect-3	Speed	lap time	Top Speed
1		106.6	48.104	94.3	49.936		2:33.780	188.8	11	45.297	119.3	49.834	80.4	53.054		2:28.185	174.8
2	42.726	117.5	45.812	93.4	50.489		2:19.027	209.7	12	43.523	120.0	45.287	90.8	50.271		2:19.081	182.4
3	40.464	<u>156.1</u>	42.759	95.7	47.487		2:10.710	219.1	13	41.881	127.5	43.734	90.5	48.785		2:14.400	188.5
4	39.987	129.8	42.315	<u>99.8</u>	<u>47.142</u>		2:09.444	218.6	14	41.865	145.2	43.125	90.6	Pit In		2:21.549	190.8
5	39.963	134.5	42.349	93.7	47.663		2:09.975	<u>241.1</u>	15	Pit Out	113.2	45.335	94.0	48.000		3:48.647	
6	40.812	130.9	42.930	93.2	48.279		2:12.021	193.9	16	39.779	118.8	44.063	84.2	51.737		2:15.579	210.9
7	40.762	124.4	42.976	96.0	47.771		2:11.509	214.7	17	1:01.672	62.9	1:18.499	60.7	1:19.959		3:40.130	148.4
8	<u>39.492</u>	137.4	<u>42.000</u>	94.3	47.854		<u>2:09.346</u>	<u>232.3</u>	18	1:18.557	62.6	1:24.974	62.6	1:23.459		4:06.990	81.9
9	42.671	137.4	42.995	95.0	49.063		2:14.729	162.4	19	1:18.272	64.5	1:06.547	61.7	55.845		3:20.664	75.7
10	44.744	127.7	49.071	89.4	53.154		2:26.969	190.8	20	43.422	119.1	44.165	92.9	47.524		2:15.111	174.5

192 Robert Frowein(DE)								Jaguar E-Type									
lap	Sect-1	Speed	Sect-2	Speed	Sect-3	Speed	lap time	Top Speed	lap	Sect-1	Speed	Sect-2	Speed	Sect-3	Speed	lap time	Top Speed
1		114.9	49.980	86.8	54.808		2:37.045	152.3	11	47.070	116.5	48.349	87.5	54.923		2:30.342	183.1
2	48.164	125.7	48.028	87.5	52.645		2:28.837	180.9	12	47.401	125.3	47.034	88.2	52.550		2:26.985	190.8
3	46.676	120.8	49.371	92.0	52.345		2:28.392	188.2	13	44.106	132.2	46.383	91.1	51.814		2:22.303	196.7
4	45.216	132.8	47.797	89.9	52.097		2:25.110	201.1	14	45.859	123.0	47.000	90.2	52.959		2:25.818	186.2
5	47.169	134.8	48.157	90.2	53.186		2:28.512	188.5	15	45.488	118.8	48.216	86.5	53.093		2:26.797	173.1
6	47.580	135.3	49.899	90.5	52.766		2:30.245	195.3	16	46.461	122.0	1:01.611	66.2	1:17.797		3:05.869	169.8
7	44.427	<u>142.7</u>	<u>45.977</u>	93.2	52.094		2:22.498	191.2	17	1:22.276	38.1	1:23.078	60.0	1:20.106		4:05.460	76.1
8	<u>43.512</u>	135.2	46.195	94.4	<u>51.620</u>		<u>2:21.327</u>	<u>201.9</u>	18	1:23.455	53.8	1:03.165	53.3	1:00.051		3:26.671	106.4
9	48.427	119.6	51.594	90.2	Pit In		2:44.932	193.9	19	43.846	130.0	46.529	<u>94.9</u>	52.483		2:22.858	200.0
10	Pit Out	114.6	51.143	85.9	57.475		<u>4:11.221</u>		20								

216 Jorge Guimarães(PT)								Volvo 121									
lap	Sect-1	Speed	Sect-2	Speed	Sect-3	Speed	lap time	Top Speed	lap	Sect-1	Speed	Sect-2	Speed	Sect-3	Speed	lap time	Top Speed
1	54.451	<u>105.2</u>	<u>52.029</u>	<u>83.6</u>	<u>55.431</u>		<u>2:41.911</u>	151.7	2								

220 Paulo Rompante(PT)								Alfa Romeo Giulia TI Super									
lap	Sect-1	Speed	Sect-2	Speed	Sect-3	Speed	lap time	Top Speed	lap	Sect-1	Speed	Sect-2	Speed	Sect-3	Speed	lap time	Top Speed
1	52.313	109.0	53.276	82.9	54.748		2:40.337	150.8	9	Pit Out	104.8	49.385	88.3	55.194		4:39.837	
2	47.025	115.3	49.069	89.0	53.479		2:29.573	179.7	10	49.738	112.6	48.417	92.6	53.593		2:31.748	174.2



ALGARVE CLASSIC FESTIVAL 2019

Autódromo Internacional do Algarve

HISTORIC ENDURANCE

31 October - 3 November 2019

Laps and Sector Times - Race 2

Autodromo Internacional Algarve - 4652 mtr.

3	46.748	116.9	48.991	86.6	54.853	2:30.592	178.8	11	46.364	121.5	48.514	<u>96.3</u>	54.091	2:28.969	175.9
4	46.810	123.4	<u>48.364</u>	87.0	<u>52.925</u>	<u>2:28.099</u>	175.6	12	46.184	120.8	49.233	88.4	55.380	2:30.797	<u>180.0</u>
5	48.927	122.9	49.469	82.5	57.240	2:35.636	171.4	13	1:03.214	58.7	1:20.539	66.6	1:20.088	3:43.841	155.2
6	1:01.022	78.9	58.280	83.4	Pit In	3:14.377	115.9	14	1:17.410	62.1	1:25.794	55.6	1:24.021	4:07.225	71.8
7	Pit Out	114.2	55.982	81.3	1:01.534	<u>6:44.810</u>		15	1:16.833	73.1	1:08.231	67.5	57.632	3:22.696	84.2
8	51.220	107.5	54.893	87.4	Pit In	2:55.474	164.1	16	<u>46.155</u>	<u>125.3</u>	49.275	91.1	54.319	2:29.749	177.6

227 Carlos Barbot(PT)								Merlyn MK4									
lap	Sect-1	Speed	Sect-2	Speed	Sect-3	Speed	lap time	Top Speed	lap	Sect-1	Speed	Sect-2	Speed	Sect-3	Speed	lap time	Top Speed
1		145.4	43.792	100.0	50.308		2:17.247	185.6	11	Pit Out	142.5	46.109	90.2	52.146		3:51.804	
2	42.726	150.8	42.891	84.6	49.513		2:15.130	202.6	12	42.543	139.7	44.587	87.0	50.203		2:17.333	210.1
3	42.618	149.2	43.210	84.8	50.277		2:16.105	206.5	13	42.704	148.8	43.694	87.9	51.195		2:17.593	204.2
4	41.591	139.5	43.320	89.6	49.454		<u>2:14.365</u>	210.9	14	41.691	<u>155.8</u>	<u>42.323</u>	98.1	50.718		2:14.732	210.9
5	42.711	152.5	43.554	96.3	<u>49.182</u>		2:15.447	<u>211.8</u>	15	<u>41.297</u>	138.1	45.252	95.8	49.867		2:16.416	204.2
6	43.568	142.9	42.613	90.4	50.314		2:16.495	201.5	16	45.080	137.9	47.855	81.9	53.663		2:26.598	208.1
7	42.169	141.9	43.375	95.6	50.272		2:15.816	198.9	17	46.982	116.3	1:13.770	50.6	1:17.980		3:18.732	162.2
8	42.490	144.4	42.810	91.9	50.644		2:15.944	199.6	18	1:21.100	47.9	1:23.823	58.9	1:21.122		4:06.045	79.0
9	42.073	141.7	44.154	96.6	52.034		2:18.261	207.3	19	1:21.743	49.2	1:03.737	60.4	1:00.804		3:26.284	84.7
10	46.994	139.7	49.339	83.2	Pit In	2:42.699	196.0	20	41.720	144.0	43.794	<u>100.8</u>	50.433		2:15.947	205.3	

240 Michel Mora (FR)								Porsche 911 SWB									
lap	Sect-1	Speed	Sect-2	Speed	Sect-3	Speed	lap time	Top Speed	lap	Sect-1	Speed	Sect-2	Speed	Sect-3	Speed	lap time	Top Speed
1	52.877	111.3	50.276	87.9	54.897		2:38.050	150.4	7	<u>44.962</u>	127.4	46.934	95.4	53.248		2:25.144	197.1
2	48.951	127.1	48.910	<u>97.6</u>	54.222		2:32.083	182.4	8	46.021	<u>143.4</u>	<u>46.482</u>	91.2	52.803		2:25.306	<u>198.9</u>
3	45.003	131.4	47.938	92.4	53.110		2:26.051	196.7	9	48.584	122.0	54.420	73.4	Pit In		2:46.137	197.4
4	45.537	132.0	47.420	91.4	<u>52.439</u>		2:25.396	185.2	10	Pit Out	117.4	50.312	83.8	56.084		4:02.626	
5	46.135	130.3	47.967	92.2	53.009		2:27.111	185.6	11	49.742	109.2	1:03.508	82.3	Pit In		3:12.363	197.4
6	47.271	132.4	48.309	95.1	53.485		2:29.065	185.9	12								

241 Rølner-Rølner(DK)								Porsche 911 SWB									
lap	Sect-1	Speed	Sect-2	Speed	Sect-3	Speed	lap time	Top Speed	lap	Sect-1	Speed	Sect-2	Speed	Sect-3	Speed	lap time	Top Speed
1	53.183	118.0	49.516	87.7	54.618		2:37.317	159.3	11	48.049	120.7	49.738	89.0	Pit In		2:38.546	185.9
2	48.165	131.5	47.038	89.3	52.725		2:27.928	196.4	12	Pit Out	130.0	46.530	92.2	51.976		3:57.641	
3	46.150	141.5	47.530	87.9	52.042		2:25.722	192.9	13	45.393	140.4	46.105	92.9	<u>51.865</u>		2:23.363	191.8
4	44.565	130.6	48.161	95.5	52.860		2:25.586	199.6	14	47.769	132.8	48.049	97.7	52.283		2:28.101	198.5
5	45.801	134.0	47.778	89.5	52.546		2:26.125	196.4	15	45.577	131.4	47.025	90.8	53.259		2:25.861	190.1
6	46.396	135.0	47.198	85.6	52.231		2:25.825	186.5	16	46.609	124.9	1:02.309	70.9	1:18.534		3:07.452	171.4
7	45.092	139.9	<u>45.764</u>	97.3	53.664		2:24.520	199.3	17	1:20.892	37.1	1:23.604	57.6	1:19.607		4:04.103	76.3
8	45.269	140.8	47.585	90.2	53.128		2:25.982	193.9	18	1:23.404	51.9	1:03.281	51.8	1:00.218		3:26.903	89.7
9	48.940	133.0	51.693	92.4	57.211		2:37.844	193.2	19	<u>43.967</u>	<u>146.3</u>	45.817	<u>99.4</u>	52.096		<u>2:21.880</u>	<u>202.6</u>
10	48.995	125.6	53.181	86.7	57.625		2:39.801	186.2	20								

243 Palle Pedersen(DK)								Ginetta G4									
lap	Sect-1	Speed	Sect-2	Speed	Sect-3	Speed	lap time	Top Speed	lap	Sect-1	Speed	Sect-2	Speed	Sect-3	Speed	lap time	Top Speed
1	51.587	121.3	51.348	78.9	53.471		2:36.406	156.5	11	Pit Out	114.9	52.396	88.6	56.125		4:17.495	
2	45.499	128.0	48.284	95.8	53.049		2:26.832	184.9	12	50.604	123.3	52.183	90.4	56.104		2:38.891	160.0
3	<u>44.141</u>	<u>150.2</u>	48.840	93.8	52.246		2:25.227	188.2	13	50.973	126.2	51.614	86.7	56.256		2:38.843	153.6
4	45.492	133.3	46.439	93.0	52.112		2:24.043	190.8	14	48.716	130.1	52.101	90.6	56.048		2:36.865	164.1
5	45.287	130.0	46.781	<u>96.6</u>	51.579		2:23.647	<u>196.4</u>	15	1:08.691	111.6	52.578	88.3	55.620		2:56.889	153.8
6	46.893	128.0	46.891	84.2	52.199		2:25.983	186.5	16	51.891	119.5	54.988	89.0	56.988		2:43.867	160.7
7	44.219	126.0	46.079	94.7	<u>50.240</u>		<u>2:20.538</u>	191.2	17	52.463	104.4	56.164	83.3	1:03.328		2:51.955	133.0
8	44.144	139.4	<u>45.664</u>	93.7	51.961		2:21.769	196.0	18	1:25.008	41.9	1:02.248	80.4	1:01.094		3:28.350	93.1
9	50.944	143.6	1:06.721	63.0	58.768		2:56.433	185.6	19	47.000	145.6	47.961	91.6	53.422		2:28.383	182.4
10	54.493	112.4	55.884	81.3	Pit In	3:03.252	141.9	20									

245 Thorkild Stamp(DK)								Porsche 904									
lap	Sect-1	Speed	Sect-2	Speed	Sect-3	Speed	lap time	Top Speed	lap	Sect-1	Speed	Sect-2	Speed	Sect-3	Speed	lap time	Top Speed
1	55.325	111.8	51.990	92.9	55.096		2:42.411	140.4	11	50.298	114.2	49.824	96.5	53.819		2:33.941	164.1
2	48.480	110.3	50.211	80.2	54.225		2:32.916	181.5	12	46.218	136.0	48.462	104.0	<u>51.834</u>		2:26.514	184.6

ALGARVE CLASSIC FESTIVAL 2019

Autódromo Internacional do Algarve

HISTORIC ENDURANCE

31 October - 3 November 2019

Laps and Sector Times - Race 2

Autodromo Internacional Algarve - 4652 mtr.

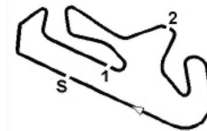
3	<u>45.647</u>	123.3	49.058	99.4	52.925	2:27.630	<u>193.9</u>	13	46.355	131.2	49.268	93.5	54.060	2:29.683	164.4
4	45.957	<u>148.1</u>	<u>46.269</u>	97.9	52.321	2:24.547	188.2	14	47.173	142.9	54.307	83.3	58.074	2:39.554	175.0
5	46.305	124.7	49.387	92.9	54.830	2:30.522	180.0	15	1:10.413	114.9	51.502	93.9	56.434	2:58.349	141.9
6	48.087	128.6	46.865	103.2	52.048	2:27.000	169.5	16	50.324	110.0	56.153	93.7	58.248	2:44.725	145.2
7	46.492	139.2	47.737	<u>107.2</u>	52.411	2:26.640	179.7	17	51.349	115.1	55.842	87.7	1:02.016	2:49.207	134.2
8	46.157	146.1	48.641	102.5	56.283	2:31.081	185.6	18	1:24.895	51.5	1:02.198	70.0	1:03.304	3:30.397	92.9
9	50.546	110.7	55.335	92.7	Pit In	2:55.996	170.6	19	45.701	124.1	48.989	94.9	52.101	2:26.791	190.5
10	Pit Out	126.5	51.798	87.8	56.003	4:22.807		20							

250 Alexis Raoux(FR)								Porsche 911 2.3 ST									
lap	Sect-1	Speed	Sect-2	Speed	Sect-3	Speed	lap time	Top Speed	lap	Sect-1	Speed	Sect-2	Speed	Sect-3	Speed	lap time	Top Speed
1			47.805		51.031		2:27.739		11	Pit Out		45.638		50.089		3:59.915	
2	44.313		46.495		50.845		2:21.653		12	44.026		44.603		49.949		2:18.578	
3	44.326		46.691		50.459		2:21.476		13	42.808		<u>44.044</u>		<u>49.597</u>		<u>2:16.449</u>	
4	44.711		44.774		50.367		2:19.852		14	42.948		45.736		50.603		2:19.287	
5	44.191		45.174		50.934		2:20.299		15	<u>42.548</u>		45.739		51.182		2:19.469	
6	45.579		47.483		52.107		2:25.169		16	44.632		46.377		52.153		2:23.162	
7	43.533		44.994		50.129		2:18.656		17	56.320		57.608		1:03.713		2:57.641	
8	43.378		44.619		51.397		2:19.394		18	56.207		1:10.336		1:17.251		3:23.794	
9	45.649		49.782		54.546		2:29.977		19	1:25.538		1:02.592		59.510		3:27.640	
10	48.409		51.700		Pit In		<u>2:46.006</u>		20	43.756		44.608		49.942		2:18.306	

317 Carvalhosa-daI Maso(PT)								Porsche 911 SWB									
lap	Sect-1	Speed	Sect-2	Speed	Sect-3	Speed	lap time	Top Speed	lap	Sect-1	Speed	Sect-2	Speed	Sect-3	Speed	lap time	Top Speed
1	54.161	105.1	52.451	87.6	56.414		2:43.026	155.2	10	50.495	120.4	52.138	91.1	Pit In		2:48.986	165.6
2	49.711	111.6	50.400	90.8	54.954		2:35.065	176.5	11	Pit Out	120.3	49.436	91.2	55.610		4:09.612	
3	47.489	118.3	48.917	94.2	54.597		2:31.003	<u>180.6</u>	12	47.749	109.4	50.400	85.4	56.614		2:34.763	177.6
4	<u>46.626</u>	129.0	49.526	93.9	53.898		2:30.050	180.0	13	47.245	126.8	49.279	94.5	56.182		2:32.706	179.4
5	47.121	130.3	49.005	89.1	54.207		2:30.333	180.0	14	47.644	124.0	50.258	95.2	56.106		2:34.008	178.2
6	47.801	133.5	48.420	<u>98.6</u>	<u>53.377</u>		2:29.598	179.4	15	1:02.347	55.6	1:20.332	66.6	1:20.093		3:42.772	162.9
7	46.627	<u>135.7</u>	<u>48.053</u>	96.4	54.510		<u>2:29.190</u>	179.4	16	1:17.622	62.4	1:25.541	55.2	1:24.186		4:07.349	69.9
8	47.713	125.0	51.222	91.2	55.597		2:34.532	178.8	17	1:16.807	72.7	1:08.108	67.8	58.508		3:23.423	80.4
9	51.268	115.6	54.787	79.2	59.580		2:45.635	176.2	18	49.224	124.1	51.869	81.0	57.003		2:38.096	172.0

327 Nunes-daI Maso(PT)								Porsche 911 SWB									
lap	Sect-1	Speed	Sect-2	Speed	Sect-3	Speed	lap time	Top Speed	lap	Sect-1	Speed	Sect-2	Speed	Sect-3	Speed	lap time	Top Speed
1	54.307	108.2	51.321	87.2	56.932		2:42.560	154.3	11	Pit Out	113.7	49.374	92.0	54.915		4:10.404	
2	51.562	103.9	50.664	78.9	54.623		2:36.849	172.5	12	48.102	119.9	49.274	93.4	54.387		2:31.763	180.6
3	47.208	128.6	48.386	92.2	53.846		2:29.440	179.7	13	47.523	134.8	49.536	93.8	54.920		2:31.979	177.3
4	46.824	125.4	48.370	93.8	54.069		2:29.263	178.8	14	46.686	144.2	51.123	86.8	56.674		2:34.483	179.1
5	46.642	133.0	48.679	91.4	54.131		2:29.452	182.1	15	1:09.698	108.7	52.351	87.7	55.129		2:57.178	140.3
6	47.342	141.4	<u>47.706</u>	95.2	53.358		2:28.406	181.8	16	51.280	106.5	56.013	84.8	57.679		2:44.972	148.8
7	46.150	132.5	48.153	91.2	53.352		<u>2:27.655</u>	182.4	17	52.422	101.3	55.844	83.7	1:02.825		2:51.091	127.2
8	<u>45.915</u>	128.6	49.663	89.7	53.612		2:29.190	<u>183.1</u>	18	1:24.777	44.5	1:02.369	75.2	1:01.943		3:29.089	98.2
9	50.931	124.4	54.104	79.3	58.083		2:43.118	175.3	19	47.090	<u>144.4</u>	48.129	<u>96.2</u>	<u>53.315</u>		2:28.534	<u>183.1</u>
10	50.822	121.1	52.745	82.4	Pit In		<u>2:49.420</u>	171.7	20								

333 Matias-Cerqueira(PT)								Lotus Elan +2									
lap	Sect-1	Speed	Sect-2	Speed	Sect-3	Speed	lap time	Top Speed	lap	Sect-1	Speed	Sect-2	Speed	Sect-3	Speed	lap time	Top Speed
1				69.0	53.955		2:30.831		10			Pit In		Pit In		2:52.652	
2					54.292		2:30.366		11	Pit Out				52.046		3:59.440	
3				<u>89.5</u>	53.444		2:29.088		12							2:22.628	
4	46.947	<u>122.6</u>	49.365	81.7	53.523		2:29.835	<u>179.7</u>	13	<u>44.521</u>		<u>47.455</u>		51.342		2:23.318	
5							2:37.504		14							2:32.823	
6							2:27.530		15				68.0			3:20.640	
7	46.449				52.767		2:26.169		16	1:20.048				1:18.640		4:06.369	
8							2:29.006		17							3:24.754	
9							4:05.806		18					<u>50.603</u>		<u>2:21.314</u>	



ALGARVE CLASSIC FESTIVAL 2019

Autódromo Internacional do Algarve

HISTORIC ENDURANCE

31 October - 3 November 2019

Laps and Sector Times - Race 2

Autodromo Internacional Algarve - 4652 mtr.

337 daI Maso-Carvalho (PT)								Porsche 2.5 ST									
lap	Sect-1	Speed	Sect-2	Speed	Sect-3	Speed	lap time	Top Speed	lap	Sect-1	Speed	Sect-2	Speed	Sect-3	Speed	lap time	Top Speed
1	52.302	117.9	50.597	87.0	53.760		2: 36.659	155.2	11	Pit Out	126.0	48.177	94.4	52.758		4: 02.084	
2	45.589	126.6	48.052	96.4	52.362		2: 26.003	191.8	12	44.513	132.8	45.620	104.3	52.710		2: 22.843	185.2
3	45.399	118.8	47.671	88.2	53.435		2: 26.505	<u>192.9</u>	13	45.690	129.8	46.280	101.5	51.869		2: 23.839	184.0
4	45.015	144.6	46.121	92.6	51.470		2: 22.606	189.1	14	44.738	132.5	46.513	102.6	52.550		2: 23.801	185.2
5	46.877	137.6	47.031	102.4	51.663		2: 25.571	189.1	15	45.268	129.8	47.222	85.0	53.921		2: 26.411	180.3
6	45.503	128.3	47.142	83.5	52.285		2: 24.930	185.9	16	47.053	126.9	1: 13.344	52.0	1: 18.124		3: 18.521	159.1
7	45.031	132.8	45.801	98.4	<u>50.967</u>		2: 21.799	187.8	17	1: 20.666	41.4	1: 24.129	55.1	1: 20.568		4: 05.363	70.8
8	44.761	<u>144.8</u>	45.378	100.0	51.275		2: 21.414	184.3	18	1: 22.167	47.7	1: 03.905	55.7	1: 00.336		3: 26.408	82.9
9	48.725	125.6	50.498	92.0	55.581		2: 34.804	186.9	19	<u>43.751</u>	138.3	<u>44.721</u>	<u>107.6</u>	51.467		<u>2: 19.939</u>	189.8
10	49.069	131.7	51.062	86.9	Pit In		2: 45.886	179.1	20								

911 Bruce White (GB)								Porsche 911 3.0 RS									
lap	Sect-1	Speed	Sect-2	Speed	Sect-3	Speed	lap time	Top Speed	lap	Sect-1	Speed	Sect-2	Speed	Sect-3	Speed	lap time	Top Speed
1	50.040		48.275	83.1	52.029		2: 30.344	158.6	11	46.666	123.6	49.283	81.0	Pit In		2: 39.994	178.5
2	44.758		46.271	86.8	52.512		2: 23.541	199.6	12	Pit Out	126.2	45.714	84.9	51.763		3: 53.584	
3	44.803		46.885	93.2	50.997		2: 22.685	191.5	13	44.663		<u>44.495</u>	82.9	51.129		2: 20.287	190.8
4	43.569		45.129	90.0	50.160		2: 18.858	189.8	14	43.034	123.9	46.280	81.9	50.035		2: 19.349	197.8
5	44.094		45.310	86.9	49.619		2: 19.023	179.4	15	43.224		52.560	87.5	57.008		2: 32.792	194.2
6	43.105		47.546	92.9	52.339		2: 22.990	<u>213.4</u>	16	1: 10.701	106.4	51.907	<u>93.8</u>	55.766		2: 58.374	138.3
7	<u>42.775</u>		45.198	82.9	49.990		2: 17.963	194.2	17	50.698	100.4	56.266	89.7	57.826		2: 44.790	145.0
8	43.300	<u>133.8</u>	45.104	84.7	50.133		2: 18.537	199.3	18	51.485	107.4	56.172	78.0	1: 02.085		2: 49.742	134.8
9	44.016	129.3	48.785	87.9	53.877		2: 26.678	204.9	19	1: 25.285	53.4	1: 01.829	69.1	1: 01.042		3: 28.156	103.0
10	46.718	114.0	50.105	85.9	54.238		2: 31.061	193.9	20	43.060	126.2	44.553	87.7	<u>49.509</u>		<u>2: 17.122</u>	206.1