

## ALGARVE CLASSIC FESTIVAL 2019

Autódromo Internacional do Algarve

### HISTORIC ENDURANCE

31 October - 3 November 2019

Laps and Sector Times - Race 1

Autodromo Internacional Algarve - 4652 mtr.

13 Nolte-Funke (DE)								Ford GT40									
lap	Sect-1	Speed	Sect-2	Speed	Sect-3	Speed	lap time	Top Speed	lap	Sect-1	Speed	Sect-2	Speed	Sect-3	Speed	lap time	Top Speed
1		143.4	49.918	80.7	54.658		2: 21.372		11	37.766	150.0	40.353	98.5	46.263		2: 04.382	231.8
2	1: 14.024	34.2	1: 12.752	55.5	1: 24.930		3: 51.706	119.9	12	37.949	143.0	58.613	96.0	54.487		2: 31.049	227.8
3	1: 18.735	75.6	57.844	69.7	59.865		3: 16.444	67.9	13	52.438	110.5	58.736	91.6	1: 00.092		2: 51.266	157.9
4	44.484	131.7	48.015	91.6	52.402		2: 24.901	188.2	14	54.029	103.6	55.219	80.8	1: 01.678		2: 50.926	145.7
5	42.549	136.0	44.857	88.2	51.503		2: 18.909	204.2	15	53.768	107.7	54.116	87.7	1: 03.093		2: 50.977	151.3
6	41.891	135.8	44.852	87.9	50.814		2: 17.557	216.4	16	1: 12.994	64.7	1: 02.272	54.2	1: 03.923		3: 19.189	79.0
7	42.437	138.1	44.669	92.5	51.942		2: 19.048	203.0	17	41.759	157.9	40.318	99.7	46.073		2: 08.150	212.2
8	42.429	136.2	45.753	87.8	Pit In		2: 29.287	203.4	18	37.655	151.3	39.917	108.1	47.075		2: 04.647	<u>244.3</u>
9	Pit Out	147.9	39.683	<u>114.6</u>	45.548		3: 47.028		19	<u>37.576</u>	159.5	<u>39.641</u>	102.9	<u>45.362</u>		<u>2: 02.579</u>	235.3
10	38.215	<u>161.2</u>	40.500	96.3	45.896		2: 04.611	229.3	20								

14 Mira Gomes-Afoito (PT)								Lotus Seven									
lap	Sect-1	Speed	Sect-2	Speed	Sect-3	Speed	lap time	Top Speed	lap	Sect-1	Speed	Sect-2	Speed	Sect-3	Speed	lap time	Top Speed
1		118.4	47.439	97.6	53.526		2: 24.635	165.6	11	Pit Out	124.1	46.904	90.8	53.633		3: 57.086	
2	1: 12.755	27.5	1: 12.922	60.1	1: 24.125		3: 49.802	105.8	12	51.129	95.7	49.911	84.6	55.110		2: 36.150	136.5
3	1: 19.803	55.4	58.062	62.9	58.908		3: 16.773	81.8	13	47.198	117.6	48.497	88.8	54.831		2: 30.526	164.4
4	43.928	138.1	45.264	97.4	49.414		2: 18.606	<u>187.2</u>	14	51.815	86.5	55.442	66.1	1: 00.484		2: 47.741	138.5
5	43.853	122.3	44.421	90.6	51.132		2: 19.406	182.7	15	54.547	85.8	55.342	67.8	59.440		2: 49.329	122.4
6	43.772	130.8	45.110	95.5	50.575		2: 19.457	178.8	16	1: 16.441	63.2	1: 00.730	50.4	1: 02.790		3: 19.961	73.7
7	42.834	138.3	44.494	92.5	<u>49.044</u>		<u>2: 16.372</u>	181.5	17	48.359	113.9	49.597	91.6	55.729		2: 33.685	180.9
8	44.073	126.8	44.518	97.6	50.272		2: 18.863	184.3	18	46.758	113.1	48.145	87.4	53.378		2: 28.281	179.7
9	43.368	131.7	44.573	<u>102.6</u>	50.479		2: 18.420	186.5	19	47.727	113.1	50.315	91.8	52.720		2: 30.762	179.1
10	<u>42.311</u>	<u>142.5</u>	<u>43.486</u>	100.9	Pit In		<u>2: 23.035</u>	181.2	20								

15 Hamilton-Vermast (NL)								Marcos 1800 GT									
lap	Sect-1	Speed	Sect-2	Speed	Sect-3	Speed	lap time	Top Speed	lap	Sect-1	Speed	Sect-2	Speed	Sect-3	Speed	lap time	Top Speed
1		129.7	48.411	97.9	56.674		2: 28.352	157.4	11	Pit Out	127.4	45.670	90.7	50.247		4: 01.441	
2	1: 16.412	37.0	1: 13.513	60.0	1: 21.748		3: 51.673	102.6	12	44.896	98.4	48.018	78.5	52.571		2: 25.485	170.1
3	1: 21.564	55.8	57.924	45.9	59.927		3: 19.415	98.8	13	45.372	112.4	45.645	89.9	1: 12.185		2: 43.202	164.6
4	45.129	121.6	46.197	93.9	51.078		2: 22.404	192.2	14	1: 01.857	103.9	49.399	87.3	56.544		2: 47.800	106.1
5	45.849	129.0	46.134	<u>110.8</u>	51.811		2: 23.794	190.5	15	46.367	109.2	46.995	85.9	54.142		2: 27.504	153.8
6	44.089	122.3	47.614	93.3	50.882		2: 22.585	194.2	16	1: 04.808	46.7	58.980	56.4	1: 01.667		3: 05.455	71.8
7	44.101	117.5	45.323	102.0	52.510		2: 21.934	184.6	17	44.098	120.8	48.362	93.1	52.941		2: 25.401	186.2
8	44.517	<u>137.4</u>	45.327	101.4	51.714		2: 21.558	173.6	18	43.658	127.4	46.473	93.6	50.954		2: 21.085	<u>205.3</u>
9	44.637	129.8	45.262	100.5	51.198		2: 21.097	186.2	19	<u>42.548</u>	111.6	<u>45.232</u>	95.7	<u>50.218</u>		<u>2: 17.998</u>	201.9
10	43.880	132.0	45.759	95.5	Pit In		<u>2: 30.112</u>	179.1	20								

16 Andrew Haddon (GB)								Lotus Elan S1									
lap	Sect-1	Speed	Sect-2	Speed	Sect-3	Speed	lap time	Top Speed	lap	Sect-1	Speed	Sect-2	Speed	Sect-3	Speed	lap time	Top Speed
1									1								

18 Pedro Liberal-Cordeiro (PT)								Ford Escort RS 2000									
lap	Sect-1	Speed	Sect-2	Speed	Sect-3	Speed	lap time	Top Speed	lap	Sect-1	Speed	Sect-2	Speed	Sect-3	Speed	lap time	Top Speed
1		125.3	48.984	92.6	52.735		2: 32.266	146.5	11	Pit Out	129.2	46.065	90.2	55.097		4: 32.406	
2	1: 25.131	47.6	1: 10.322	70.5	1: 20.523		3: 55.976	103.6	12	50.834	111.8	49.173	83.3	54.060		2: 34.067	134.7
3	1: 24.372	61.9	54.275	63.2	1: 01.512		3: 20.159	93.1	13	50.031	107.4	48.751	88.1	54.246		2: 33.028	121.2
4	43.905	126.5	44.769	<u>100.7</u>	50.484		2: 19.158	191.2	14	52.041	130.9	49.458	89.4	53.670		2: 35.169	125.7
5	43.290	130.9	46.507	94.6	50.102		2: 19.899	<u>196.4</u>	15	47.987	115.3	47.171	85.2	52.737		2: 27.895	137.9
6	43.207	129.5	45.989	87.7	50.741		2: 19.937	189.5	16	1: 03.985	65.2	57.182	48.7	1: 03.254		3: 04.421	98.2
7	43.830	117.1	44.995	91.1	50.412		2: 19.237	188.8	17	44.329	119.6	1: 04.025	92.2	52.995		2: 41.349	191.2
8	43.791	122.2	<u>44.535</u>	92.5	50.266		2: 18.592	166.2	18	44.590	128.1	46.062	89.4	52.708		2: 23.360	184.0
9	<u>43.200</u>	124.3	44.718	89.6	<u>49.922</u>		<u>2: 17.840</u>	189.5	19	43.751	<u>135.3</u>	48.905	88.3	53.132		2: 25.788	188.8
10	43.327	120.8	45.099	88.5	Pit In		<u>2: 29.356</u>	186.2	20								

## ALGARVE CLASSIC FESTIVAL 2019

Autódromo Internacional do Algarve

### HISTORIC ENDURANCE

31 October - 3 November 2019

Laps and Sector Times - Race 1

Autodromo Internacional Algarve - 4652 mtr.

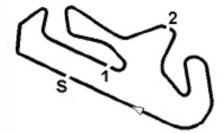
22 Birchenhough-Dale (GB)								Austin Mini Cooper S									
lap	Sect-1	Speed	Sect-2	Speed	Sect-3	Speed	lap time	Top Speed	lap	Sect-1	Speed	Sect-2	Speed	Sect-3	Speed	lap time	Top Speed
1		97.3	59.296	79.2	58.956		2:47.988	149.0	10	Pit Out	113.7	49.387	83.9	53.956		4:01.551	
2	1:30.221	73.6	1:10.261	72.8	1:14.204		3:54.686	135.0	11	49.710	98.6	49.508	80.4	54.922		2:34.140	138.3
3	1:31.767	84.0	51.759	86.7	58.541		3:22.067	103.3	12	46.965	115.1	49.049	85.1	54.587		2:30.601	162.9
4	47.311	<u>133.8</u>	51.002	89.9	55.808		2:34.121	175.0	13	51.660	83.0	55.289	65.8	1:00.614		2:47.563	138.5
5	47.046	122.6	49.415	87.9	54.901		2:31.362	172.0	14	54.432	85.5	55.352	66.4	59.305		2:49.089	113.3
6	47.569	118.7	48.850	<u>93.5</u>	55.168		2:31.587	172.2	15	1:17.078	67.8	1:00.449	47.3	1:02.849		3:20.376	70.1
7	47.378	120.3	49.067	85.2	55.579		2:32.024	172.0	16	48.227	106.8	50.749	84.4	55.013		2:33.989	<u>185.2</u>
8	49.675	120.0	51.059	79.6	59.918		2:40.652	168.0	17	<u>45.702</u>	132.0	<u>47.484</u>	84.6	53.571		<u>2:26.757</u>	180.9
9	49.597	118.3	51.143	88.2	Pit In		<u>2:49.068</u>	157.7	18	46.011	106.4	49.276	89.3	<u>53.388</u>		2:28.675	181.2

23 Vincent Tourneau (FR)								Porsche 356									
lap	Sect-1	Speed	Sect-2	Speed	Sect-3	Speed	lap time	Top Speed	lap	Sect-1	Speed	Sect-2	Speed	Sect-3	Speed	lap time	Top Speed
1	53.020	89.6	58.079	82.6	1:00.867		2:51.966	157.9	9	Pit Out	106.7	56.100	74.4	1:01.879		4:18.899	
2	1:26.045	68.1	1:11.010	68.9	1:13.279		3:50.334	161.2	10	52.949	110.7	57.295	75.2	1:01.519		2:51.763	158.4
3	1:32.396	75.0	55.922	75.7	1:00.591		3:28.909	114.2	11	54.475	<u>113.3</u>	56.946	72.0	1:02.149		2:53.570	136.4
4	<u>51.930</u>	106.8	54.451	78.0	<u>1:00.451</u>		<u>2:46.832</u>	<u>169.5</u>	12	53.937	100.1	55.295	77.1	1:01.919		2:51.151	153.0
5	52.504	107.6	55.372	74.2	1:01.429		2:49.305	166.7	13	53.624	110.3	<u>54.230</u>	84.0	1:03.168		2:51.022	158.1
6	52.864	111.2	55.612	69.6	1:01.010		2:49.486	162.7	14	1:12.892	66.5	1:02.307	58.1	1:04.554		3:19.753	81.7
7	55.016	103.2	57.864	76.3	1:01.596		2:54.476	163.6	15	57.986	105.0	57.027	84.0	1:02.750		2:57.763	157.2
8	52.489	112.0	56.095	<u>85.2</u>	Pit In		<u>2:58.864</u>	165.4	16	52.947	111.3	54.900	77.3	1:03.179		2:51.026	164.1

41 Pochciol-Pochciol (GB)								Ford Capri									
lap	Sect-1	Speed	Sect-2	Speed	Sect-3	Speed	lap time	Top Speed	lap	Sect-1	Speed	Sect-2	Speed	Sect-3	Speed	lap time	Top Speed
1		122.9	47.506	99.3	57.735		2:27.952	169.8	11	Pit Out	130.0	45.920	86.1	50.977		3:52.762	
2	1:12.915	30.3	1:13.027	59.4	1:22.932		3:48.874	117.6	12	44.616	115.3	47.378	83.8	52.186		2:24.180	164.1
3	1:20.059	48.2	58.170	57.2	57.349		3:15.578	78.4	13	46.151	94.7	57.800	77.0	56.664		2:40.615	169.3
4	43.627	130.6	45.290	104.1	50.322		2:19.239	192.9	14	55.437	89.0	55.477	82.3	1:00.030		2:50.944	119.6
5	42.770	131.7	44.296	101.0	50.275		<u>2:17.341</u>	211.4	15	55.299	89.2	55.463	72.5	59.508		2:50.270	110.7
6	43.226	133.5	<u>43.863</u>	103.2	50.426		2:17.515	212.6	16	1:15.908	57.9	1:00.903	57.1	1:02.749		3:19.560	75.1
7	43.197	<u>136.0</u>	44.329	101.1	50.315		2:17.841	211.4	17	44.896	127.2	47.102	82.8	52.269		2:24.267	203.8
8	44.267	130.9	44.520	101.1	50.273		2:19.060	213.0	18	43.468	132.0	47.146	93.5	51.140		2:21.754	206.5
9	43.216	129.2	45.070	103.3	<u>49.845</u>		2:18.131	<u>213.9</u>	19	<u>42.321</u>	129.7	45.472	87.2	51.003		2:18.796	213.4
10	42.324	132.2	44.476	<u>107.0</u>	Pit In		<u>2:23.594</u>	211.4	20								

48 Ferreira-Carvalho (PT)								Ford Escort RS 1600									
lap	Sect-1	Speed	Sect-2	Speed	Sect-3	Speed	lap time	Top Speed	lap	Sect-1	Speed	Sect-2	Speed	Sect-3	Speed	lap time	Top Speed
1	54.770	87.2	52.457	78.9	58.658		2:45.885		10	41.635	136.7	<u>42.555</u>	94.5	<u>48.521</u>		<u>2:12.711</u>	197.1
2	1:30.444	71.6	1:10.238	78.8	1:13.943		3:54.625	139.7	11	41.515	145.0	44.035	93.3	48.945		2:14.495	197.4
3	1:31.947	75.9	52.156	81.6	53.998		3:18.101	113.0	12	45.981	105.4	49.191	84.2	54.839		2:30.011	171.2
4	44.165	122.2	44.764	96.5	51.118		2:20.047	188.2	13	46.863	111.8	48.800	85.3	54.652		2:30.315	154.1
5	42.658	127.4	46.034	91.4	49.733		2:18.425	187.5	14	51.512	79.3	55.553	58.3	1:00.444		2:47.509	148.6
6	42.882	130.3	44.515	88.6	49.408		2:16.805	192.5	15	54.552	77.1	55.256	62.2	59.634		2:49.442	128.1
7	42.459	130.6	44.917	91.1	52.279		2:19.655	193.9	16	1:17.546	62.1	1:00.403	45.6	1:01.019		3:18.968	68.8
8	43.681	127.1	44.984	90.1	Pit In		<u>2:28.377</u>	175.6	17	43.979	129.7	44.465	100.8	49.236		2:17.680	<u>201.9</u>
9	Pit Out	140.6	44.601	<u>103.3</u>	48.776		<u>3:38.566</u>		18	<u>41.304</u>	<u>145.7</u>	43.479	103.1	48.576		2:13.359	<u>201.9</u>

51 Santos-Santos (PT)								Alfa Romeo GTAm									
lap	Sect-1	Speed	Sect-2	Speed	Sect-3	Speed	lap time	Top Speed	lap	Sect-1	Speed	Sect-2	Speed	Sect-3	Speed	lap time	Top Speed
1		117.4	54.074	91.9	53.459		2:33.389	164.6	10	Pit Out	108.7	51.499	91.1	55.932		4:19.041	
2	1:25.214	50.3	1:10.366	70.6	1:19.754		3:55.334	103.1	11	47.530	124.1	50.402	81.2	57.933		2:35.865	167.7
3	1:25.948	67.4	53.570	64.6	1:01.717		3:21.235	95.7	12	1:04.633	83.5	57.484	79.8	57.926		3:00.043	133.7
4	47.390	118.6	47.714	89.6	51.809		2:26.913	179.7	13	1:00.706	109.3	53.776	82.3	55.878		2:50.360	105.7
5	44.732	128.6	46.730	89.5	51.952		2:23.414	186.5	14	49.653	106.1	51.161	86.7	1:19.706		3:00.520	145.9
6	44.788	130.1	46.532	<u>103.5</u>	<u>51.586</u>		2:22.906	179.1	15	1:15.941	62.2	1:04.642	57.2	1:07.001		3:27.584	67.5
7	<u>44.337</u>	<u>136.5</u>	<u>45.867</u>	102.3	52.176		<u>2:22.380</u>	183.1	16	58.170	102.4	51.631	83.6	55.960		2:45.761	165.4
8	45.358	128.3	46.700	100.8	52.052		2:24.110	188.5	17	49.247	115.9	48.737	89.9	52.715		2:30.699	160.7
9	45.201	129.2	46.926	92.4	Pit In		<u>2:32.432</u>	173.9	18	45.073	117.9	48.263	93.3	53.172		2:26.508	187.2



# ALGARVE CLASSIC FESTIVAL 2019

Autódromo Internacional do Algarve

## HISTORIC ENDURANCE

31 October - 3 November 2019

Laps and Sector Times - Race 1

Autodromo Internacional Algarve - 4652 mtr.

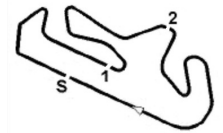
52 Sautter-Newall(DE)								Jaguar E-Type									
lap	Sect-1	Speed	Sect-2	Speed	Sect-3	Speed	lap time	Top Speed	lap	Sect-1	Speed	Sect-2	Speed	Sect-3	Speed	lap time	Top Speed
1		126.2	50.345	95.2	59.240		2:27.794		11	41.061	144.6	41.198	<u>97.7</u>	48.038		2:10.297	193.9
2	1:12.564	31.5	1:12.846	60.4	1:23.054		3:48.464	124.0	12	39.672	137.1	53.293	78.0	56.460		2:29.425	213.9
3	1:20.001	50.7	58.152	60.7	57.571		3:15.724	80.5	13	50.388	104.5	58.674	83.7	59.353		2:48.415	155.4
4	45.705	112.7	46.329	85.0	51.422		2:23.456	182.1	14	54.252	93.6	55.234	82.4	1:00.715		2:50.201	145.6
5	44.525	110.3	46.714	79.8	50.729		2:21.968	182.1	15	54.786	100.0	54.409	79.1	1:01.791		2:50.986	153.2
6	43.977	121.6	44.913	92.9	51.306		2:20.196	195.3	16	1:14.019	61.2	1:01.357	52.6	1:03.799		3:19.175	75.8
7	43.600	127.8	45.233	91.8	51.095		2:19.928	189.5	17	43.221	148.8	41.480	91.3	<u>47.333</u>		2:12.034	208.9
8	43.224	128.1	45.396	87.9	Pit In		<u>2:26.151</u>	183.7	18	39.462	138.3	42.019	92.5	48.107		2:09.588	220.0
9	Pit Out	146.7	42.057	93.9	48.345		3:38.866		19	<u>39.153</u>	145.7	<u>41.067</u>	93.2	47.369		<u>2:07.589</u>	220.4
10	39.582	<u>150.4</u>	41.710	93.2	47.935		2:09.227	219.5	20								

58 Antonio Gutierrez(ESP)								Porsche 2.5 ST									
lap	Sect-1	Speed	Sect-2	Speed	Sect-3	Speed	lap time	Top Speed	lap	Sect-1	Speed	Sect-2	Speed	Sect-3	Speed	lap time	Top Speed
1		119.6	51.629	97.0	54.327		2:29.052	161.0	11	Pit Out	137.6	46.037	88.2	51.471		3:55.994	
2	1:18.926	40.5	1:12.540	62.0	1:20.757		3:52.223	105.4	12	47.915	119.1	48.522	93.2	54.777		2:31.214	152.1
3	1:23.601	57.5	56.355	48.4	1:00.457		3:20.413	101.2	13	46.022	129.5	48.468	87.2	1:17.556		2:52.046	171.4
4	44.600	136.7	45.403	<u>100.4</u>	50.751		2:20.754	197.4	14	1:01.864	124.1	50.726	89.9	55.370		2:47.960	107.0
5	44.585	129.8	45.285	92.5	<u>50.555</u>		2:20.425	<u>204.9</u>	15	45.311	126.8	48.938	89.2	54.300		2:28.549	173.9
6	44.580	142.1	<u>44.953</u>	92.2	50.841		2:20.374	202.2	16	1:03.991	55.2	59.764	54.5	1:02.253		3:06.008	79.9
7	<u>42.676</u>	134.5	45.348	97.1	50.634		<u>2:18.658</u>	194.2	17	45.170	113.3	48.323	90.2	52.878		2:26.371	195.3
8	43.095	<u>142.5</u>	46.111	88.7	51.120		2:20.326	190.1	18	45.126	136.4	46.232	94.2	52.176		2:23.534	200.0
9	43.529	128.4	45.453	92.5	50.837		2:19.819	199.3	19	43.249	112.5	46.496	92.3	51.161		2:20.906	196.0
10	42.924	136.0	45.423	90.3	Pit In		2:26.905	196.0	20								

59 Hutson-Monk(GB)								Porsche 911 SWB									
lap	Sect-1	Speed	Sect-2	Speed	Sect-3	Speed	lap time	Top Speed	lap	Sect-1	Speed	Sect-2	Speed	Sect-3	Speed	lap time	Top Speed
1		98.5	54.309	89.0	56.259		2:40.121	159.3	10	45.768	129.3	47.366	88.8	53.574		2:26.708	184.9
2	1:28.499	65.9	1:09.264	81.9	1:18.360		3:56.123	118.2	11	45.151	129.7	53.405	73.5	55.749		2:34.305	178.8
3	1:30.163	92.4	49.973	89.7	59.153		3:19.289	93.4	12	50.591	95.8	59.923	72.4	57.776		2:48.290	154.9
4	46.347	132.0	47.913	89.1	54.220		2:28.480	180.6	13	54.623	90.4	55.306	78.6	1:00.292		2:50.221	130.9
5	45.507	136.2	48.604	89.3	53.033		2:27.144	183.7	14	55.151	91.4	54.683	73.2	1:01.099		2:50.933	142.9
6	45.598	<u>141.2</u>	<u>47.111</u>	90.5	<u>52.474</u>		<u>2:25.183</u>	181.2	15	1:14.539	67.6	1:01.472	56.5	1:02.924		3:18.935	77.1
7	45.238	115.9	47.553	<u>94.8</u>	53.144		2:25.935	184.0	16	51.357	121.8	49.925	85.7	54.407		2:35.689	183.7
8	46.912	129.7	47.846	82.2	Pit In		2:38.219	181.8	17	46.633	127.5	49.087	85.7	54.093		2:29.813	184.0
9	Pit Out	130.6	47.596	88.3	53.460		<u>4:30.500</u>		18	<u>44.580</u>	117.8	48.487	82.4	52.823		2:25.890	185.2

60 Bastos Rezende-Pais do Amaral(PT)								Porsche 911 3.0 RS									
lap	Sect-1	Speed	Sect-2	Speed	Sect-3	Speed	lap time	Top Speed	lap	Sect-1	Speed	Sect-2	Speed	Sect-3	Speed	lap time	Top Speed
1		149.2	<u>42.453</u>	104.1	56.811		2:13.783		6	1:10.820	60.2	1:20.821	56.7	1:36.229		4:07.870	117.3
2	1:10.392	62.6	1:15.758	58.3	1:24.072		3:50.222	136.0	7	1:15.785	62.9	1:05.078	64.6	1:08.073		3:28.936	69.1
3	1:16.335	82.1	1:02.511	61.5	1:00.041		3:18.887	64.2	8	41.898	<u>161.0</u>	43.441	105.3	<u>48.870</u>		2:14.209	192.9
4	40.848	137.9	43.028	102.7	49.322		<u>2:13.198</u>	213.4	9	40.940	146.5	44.990	<u>318.6</u>	50.644		2:16.574	211.8
5	22:46.178	112.1	45.023	99.0	49.187		24:20.388	0.1	10	<u>40.643</u>	146.1	42.517	99.2	Pit In		<u>2:19.923</u>	208.5

68 Guimarães-Melo(PT)								Lotus Elan									
lap	Sect-1	Speed	Sect-2	Speed	Sect-3	Speed	lap time	Top Speed	lap	Sect-1	Speed	Sect-2	Speed	Sect-3	Speed	lap time	Top Speed
1		126.5	47.291	85.3	53.836		2:21.757	167.7	11	42.942	123.0	45.073	87.1	50.533		2:18.548	205.7
2	1:14.566	29.8	1:12.700	58.6	1:24.738		3:52.004	110.9	12	47.371	110.3	48.661	81.0	54.719		2:30.751	156.7
3	1:19.025	61.5	58.118	66.6	59.795		3:16.938	83.9	13	46.434	123.1	48.226	81.5	1:17.523		2:52.183	176.8
4	45.683	129.8	46.563	96.1	52.416		2:24.662	203.8	14	1:02.242	117.8	50.416	85.3	55.364		2:48.022	106.7
5	43.688	121.1	46.211	92.8	51.968		2:21.867	196.4	15	45.303	118.8	48.722	83.4	54.305		2:28.330	181.5
6	45.164	129.2	44.640	92.5	51.147		2:20.951	190.8	16	1:04.395	52.2	59.392	53.3	1:01.659		3:05.446	77.0
7	42.535	137.4	<u>43.783</u>	94.7	51.165		2:17.483	<u>212.6</u>	17	43.772	125.9	46.224	90.0	52.724		2:22.720	205.3
8	42.369	141.9	44.981	93.3	50.916		2:18.266	204.2	18	43.628	143.0	44.352	91.5	<u>50.060</u>		2:18.040	202.2
9	42.879	142.7	44.536	<u>96.7</u>	Pit In		2:29.114	203.0	19	<u>41.368</u>	<u>144.4</u>	44.510	90.8	50.399		<u>2:16.277</u>	209.7
10	Pit Out	137.8	44.038	96.3	50.394		4:04.677		20								



## ALGARVE CLASSIC FESTIVAL 2019

Autódromo Internacional do Algarve

### HISTORIC ENDURANCE

31 October - 3 November 2019

Laps and Sector Times - Race 1

Autodromo Internacional Algarve - 4652 mtr.

75 Sena Brizado-Pina Cardoso (PT)								Porsche 911 3.0 RS									
lap	Sect-1	Speed	Sect-2	Speed	Sect-3	Speed	lap time	Top Speed	lap	Sect-1	Speed	Sect-2	Speed	Sect-3	Speed	lap time	Top Speed
1		137.1	46.698	91.8	52.372		2:18.954	154.9	11	41.797	152.5	42.978	97.4	48.049		2:12.824	217.7
2	1:12.439	42.8	1:13.799	60.4	1:24.033		3:50.271	129.2	12	41.511	147.5	48.399	70.9	55.992		2:25.902	209.7
3	1:17.398	67.0	1:00.490	70.9	1:00.860		3:18.748	67.9	13	50.137	89.6	1:00.060	72.4	57.871		2:48.068	153.8
4	43.899	133.3	44.397	90.9	51.802		2:20.098	206.5	14	54.359	86.3	55.333	82.9	1:00.290		2:49.982	135.8
5	43.550	138.8	44.889	90.6	51.116		2:19.555	204.9	15	55.218	94.5	54.456	72.9	1:01.109		2:50.783	141.7
6	43.023	141.2	43.860	95.9	50.682		2:17.565	206.9	16	1:15.187	69.8	1:01.040	55.0	1:02.593		3:18.820	80.3
7	44.099	138.5	54.162	91.2	52.255		2:30.516	201.9	17	43.501	142.5	43.902	95.7	48.168		2:15.571	196.0
8	43.272	144.0	45.739	86.2	Pit In		2:25.659	207.3	18	40.473	<u>155.2</u>	42.347	98.3	<u>47.777</u>		2:10.597	219.1
9	Pit Out	139.9	43.089	94.3	48.088		3:40.456		19	<u>39.657</u>	153.8	<u>42.278</u>	<u>102.8</u>	48.031		<u>2:09.966</u>	<u>225.0</u>
10	40.409	139.2	43.239	94.5	48.763		2:12.411	218.2	20								

80 Fernando Soares (PT)								Porsche 911 3.0 RS									
lap	Sect-1	Speed	Sect-2	Speed	Sect-3	Speed	lap time	Top Speed	lap	Sect-1	Speed	Sect-2	Speed	Sect-3	Speed	lap time	Top Speed
1		136.0	45.782	94.2	51.192		2:17.199	164.9	11	41.818	145.7	42.845	95.1	48.554		2:13.217	207.7
2	1:13.289	46.0	1:13.916	61.0	1:23.844		3:51.049	122.9	12	41.753	134.3	43.173	97.6	Pit In		<u>2:18.837</u>	211.8
3	1:17.362	61.7	1:00.821	68.7	59.140		3:17.323	66.0	13	Pit Out	142.3	43.665	97.1	49.814		<u>4:02.047</u>	
4	41.802	127.2	43.070	<u>101.8</u>	48.669		2:13.541	209.3	14	43.670	131.4	44.263	101.5	49.100		2:17.033	206.9
5	41.788	137.1	43.663	92.1	49.891		2:15.342	204.5	15	1:11.427	67.9	1:21.203	55.2	1:36.207		4:08.837	117.5
6	41.226	134.8	42.973	92.6	48.758		2:12.957	210.1	16	1:15.711	65.3	1:05.533	67.7	1:08.525		3:29.769	69.1
7	41.146	135.0	42.913	94.0	48.970		2:13.029	208.9	17	42.151	<u>155.6</u>	43.654	98.5	49.872		2:15.677	191.8
8	42.617	137.1	42.905	96.4	48.811		2:14.333	210.5	18	<u>40.404</u>	140.3	43.909	99.4	50.023		2:14.336	<u>213.9</u>
9	40.904	133.2	43.280	98.9	49.037		2:13.221	212.2	19	40.505	149.0	<u>42.458</u>	97.5	<u>48.337</u>		<u>2:11.300</u>	211.8
10	42.031	140.8	43.365	99.1	49.764		2:15.160	212.6	20								

83 Duarte-Silva Jesus (PT)								Porsche 911 3.0 RS									
lap	Sect-1	Speed	Sect-2	Speed	Sect-3	Speed	lap time	Top Speed	lap	Sect-1	Speed	Sect-2	Speed	Sect-3	Speed	lap time	Top Speed
1		101.2	48.944	84.0	56.039		2:29.023	170.9	11	43.743	135.5	44.745	88.2	51.316		2:19.804	189.8
2	1:17.906	39.6	1:12.761	63.3	1:21.151		3:51.818	103.3	12	50.382	113.6	47.382	92.6	53.002		2:30.766	127.8
3	1:22.781	55.7	56.804	49.7	1:00.249		3:19.834	103.9	13	46.211	128.6	45.875	92.9	1:12.061		2:44.147	157.4
4	43.506	124.0	46.024	88.8	51.490		2:21.020	208.5	14	1:01.975	113.9	49.659	89.3	56.646		2:48.280	104.5
5	44.116	137.1	44.527	97.6	50.771		2:19.414	208.5	15	46.014	124.0	46.840	88.3	54.685		2:27.539	159.5
6	42.424	131.5	45.354	84.8	50.862		2:18.640	207.3	16	1:04.378	50.7	59.044	51.5	1:01.928		3:05.350	72.0
7	42.318	129.7	44.903	91.2	<u>50.411</u>		2:17.632	<u>210.1</u>	17	44.847	119.2	46.987	104.1	52.961		2:24.795	200.4
8	<u>42.175</u>	137.9	44.627	98.7	50.749		2:17.551	206.1	18	43.742	<u>148.6</u>	44.437	<u>106.5</u>	50.912		2:19.091	208.5
9	42.223	144.6	44.710	99.4	Pit In		2:30.339	206.5	19	42.195	146.7	<u>44.425</u>	80.0	50.704		<u>2:17.324</u>	209.3
10	Pit Out	144.2	45.627	91.1	52.562		4:12.170		20								

85 Carlos Zorrilla-Moreno (ESP)								Porsche 911 3.0 RS									
lap	Sect-1	Speed	Sect-2	Speed	Sect-3	Speed	lap time	Top Speed	lap	Sect-1	Speed	Sect-2	Speed	Sect-3	Speed	lap time	Top Speed
1		141.7	51.843	95.6	55.171		2:26.482	152.1	11	40.383	150.6	42.764	93.8	48.563		2:11.710	215.6
2	1:17.797	36.0	1:13.023	60.9	1:21.979		3:52.799	94.7	12	50.254	103.9	49.083	88.4	54.822		2:34.159	138.5
3	1:19.896	56.0	57.737	55.0	1:00.621		3:18.254	107.9	13	46.916	109.9	48.972	87.6	54.623		2:30.511	150.8
4	45.330	109.2	46.355	99.1	51.288		2:22.973	187.2	14	51.728	77.6	55.263	65.4	1:00.884		2:47.875	144.2
5	42.880	134.2	45.312	94.7	50.959		2:19.151	199.3	15	54.285	78.8	55.205	62.1	59.398		2:48.888	130.0
6	43.127	131.1	45.651	92.3	51.085		2:19.863	203.4	16	1:17.431	64.9	1:00.397	49.8	1:01.436		3:19.264	65.8
7	44.328	136.5	45.393	92.5	51.049		2:20.770	199.3	17	42.405	131.4	43.532	<u>100.4</u>	48.616		2:14.553	218.2
8	43.833	146.7	45.280	91.8	51.890		2:21.003	193.2	18	40.030	151.3	42.540	97.9	47.749		2:10.319	218.2
9	43.427	136.9	44.822	96.1	Pit In		2:27.257	196.7	19	<u>39.920</u>	146.7	<u>42.500</u>	97.9	<u>47.508</u>		<u>2:09.928</u>	217.7
10	Pit Out	<u>156.3</u>	43.378	92.7	48.475		3:45.257		20								

88 Richard McAlpine (ESP)								McLaren M1B									
lap	Sect-1	Speed	Sect-2	Speed	Sect-3	Speed	lap time	Top Speed	lap	Sect-1	Speed	Sect-2	Speed	Sect-3	Speed	lap time	Top Speed
1		<u>129.0</u>	Pit In		Pit In		6:28.389		2								

# ALGARVE CLASSIC FESTIVAL 2019

## Autódromo Internacional do Algarve

**HISTORIC ENDURANCE**

31 October - 3 November 2019

Laps and Sector Times - Race 1

Autodromo Internacional Algarve - 4652 mtr.

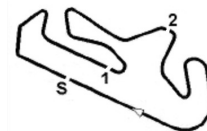
92		Thomas-Lockie(GB)							Ford Falcon								
lap	Sect-1	Speed	Sect-2	Speed	Sect-3	Speed	lap time	Top Speed	lap	Sect-1	Speed	Sect-2	Speed	Sect-3	Speed	lap time	Top Speed
1		136.2	46.600	90.7	56.896		2:26.133	161.9	11	Pit Out	122.6	47.806	85.6	56.163		4:11.597	
2	1:12.450	28.9	1:13.149	64.0	1:23.138		3:48.737	123.9	12	49.015	117.5	48.513	85.1	55.623		2:33.151	145.2
3	1:20.263	53.8	58.050	55.7	58.041		3:16.354	77.5	13	46.499	113.2	48.214	85.6	1:21.598		2:56.311	168.0
4	42.948	<u>148.8</u>	44.305	<u>99.4</u>	50.793		2:18.046	<u>223.1</u>	14	1:01.389	111.5	48.399	87.0	53.971		2:43.759	104.9
5	43.774	132.0	44.594	98.3	50.936		2:19.304	213.0	15	45.505	116.8	47.585	89.6	53.248		2:26.338	177.9
6	42.812	133.5	43.734	97.4	<u>50.644</u>		<u>2:17.190</u>	208.1	16	1:10.497	58.3	1:00.491	48.0	1:01.576		3:12.564	69.0
7	42.550	136.4	<u>43.409</u>	98.3	51.914		2:17.873	212.6	17	47.037	102.4	51.342	87.7	55.109		2:33.488	188.5
8	43.564	126.2	44.463	96.6	51.325		2:19.352	212.2	18	46.040	117.4	47.433	87.3	53.934		2:27.407	176.2
9	42.627	130.6	43.936	97.0	50.752		2:17.315	213.4	19	44.161	125.0	47.033	88.2	53.249		2:24.443	197.4
10	<u>42.494</u>	134.2	43.801	95.1	Pit In		<u>2:24.373</u>	211.4	20								

101		Uiterwaal-Zwart(NL)							Mustang MK1								
lap	Sect-1	Speed	Sect-2	Speed	Sect-3	Speed	lap time	Top Speed	lap	Sect-1	Speed	Sect-2	Speed	Sect-3	Speed	lap time	Top Speed
1		97.6	54.993	87.4	57.029		2:42.566	146.7	10	Pit Out	122.3	49.013	<u>92.3</u>	53.520		4:12.536	
2	1:29.780	63.7	1:08.349	71.8	1:17.840		3:55.969	121.9	11	52.170	110.5	50.065	89.0	<u>52.726</u>		2:34.961	120.1
3	1:31.120	74.4	52.137	89.6	56.821		3:20.078	95.9	12	46.789	118.8	48.621	82.9	54.404		2:29.814	147.1
4	47.955	110.7	50.841	86.8	56.701		2:35.497	174.5	13	54.968	82.1	55.811	70.4	59.657		2:50.436	113.4
5	47.819	115.5	48.686	91.9	55.207		2:31.712	170.6	14	55.390	85.1	55.470	70.3	59.208		2:50.068	111.9
6	47.415	119.7	49.106	91.7	55.413		2:31.934	171.2	15	1:16.205	57.4	1:00.994	55.3	1:02.479		3:19.678	76.1
7	47.307	119.6	49.401	86.8	54.442		2:31.150	169.3	16	48.634	118.4	50.462	77.0	55.197		2:34.293	184.0
8	47.519	115.9	49.559	87.6	56.339		2:33.417	166.2	17	45.939	123.1	49.379	85.6	53.276		2:28.594	<u>188.2</u>
9	48.660	110.0	49.997	81.6	Pit In		<u>2:44.238</u>	164.1	18	<u>44.741</u>	116.3	<u>48.155</u>	86.4	53.552		<u>2:26.448</u>	179.1

104		Luis Gama Rocha(PT)							Ford Cortina Lotus MK1								
lap	Sect-1	Speed	Sect-2	Speed	Sect-3	Speed	lap time	Top Speed	lap	Sect-1	Speed	Sect-2	Speed	Sect-3	Speed	lap time	Top Speed
1		115.5	50.865	82.4	55.454		2:36.735	155.4	10	45.858	132.5	47.777	82.8	Pit In		2:39.564	179.4
2	1:27.497	57.4	1:10.343	72.0	1:18.397		3:56.237	104.1	11	Pit Out	140.4	47.262	<u>90.4</u>	56.096		3:58.534	
3	1:28.169	73.0	51.500	69.8	1:01.906		3:21.575	103.5	12	1:04.866	78.3	57.469	80.1	57.807		3:00.142	129.2
4	45.948	122.6	48.153	85.2	55.119		2:29.220	184.6	13	1:00.850	107.4	53.839	78.6	55.734		2:50.423	101.5
5	45.295	134.3	47.937	85.3	54.051		2:27.283	178.8	14	50.317	100.8	50.937	84.5	1:19.306		3:00.560	153.4
6	46.686	<u>142.9</u>	<u>46.976</u>	88.9	53.266		2:26.928	178.8	15	1:16.363	59.3	1:04.278	57.4	1:06.067		3:26.708	67.9
7	45.757	122.3	47.347	85.7	53.804		<u>2:26.908</u>	166.9	16	46.534	137.9	48.514	84.9	54.112		2:29.160	183.1
8	45.545	128.4	48.535	80.1	<u>53.213</u>		2:27.293	180.9	17	45.637	129.8	48.033	88.1	54.304		2:27.974	179.4
9	45.523	128.4	48.260	85.4	53.517		2:27.300	174.5	18	<u>44.923</u>	131.9	48.126	86.6	54.240		2:27.289	<u>186.9</u>

105		Filipe Nogueira-Cruz(PT)							Ford Escort MK1								
lap	Sect-1	Speed	Sect-2	Speed	Sect-3	Speed	lap time	Top Speed	lap	Sect-1	Speed	Sect-2	Speed	Sect-3	Speed	lap time	Top Speed
1		119.9	48.286	92.7	54.842		2:27.437	168.5	11	45.669	142.3	46.761	82.8	Pit In		2:29.531	193.9
2	1:15.294	36.7	1:12.940	61.7	1:22.921		3:51.155	101.0	12	Pit Out	118.9	47.663	83.0	53.509		4:07.232	
3	1:21.877	52.7	57.340	57.5	1:01.255		3:20.472	81.6	13	46.860	124.1	47.585	82.3	1:17.722		2:52.167	172.2
4	44.508	117.6	46.233	91.2	52.296		2:23.037	196.7	14	1:02.436	115.6	50.179	82.0	55.558		2:48.173	107.5
5	43.380	150.4	45.717	91.1	<u>50.469</u>		2:19.566	204.5	15	45.638	128.3	48.025	79.6	54.640		2:28.303	170.1
6	<u>42.755</u>	141.7	44.776	91.3	51.358		2:18.889	<u>207.3</u>	16	1:04.331	51.9	59.215	53.4	1:02.692		3:06.238	73.4
7	43.342	142.3	44.768	93.5	51.139		2:19.249	203.8	17	45.012	135.7	49.304	96.9	54.037		2:28.353	199.6
8	44.209	<u>153.4</u>	44.600	88.8	51.450		2:20.259	203.8	18	44.452	147.1	46.572	94.5	52.794		2:23.818	198.2
9	43.232	147.3	<u>44.492</u>	<u>97.3</u>	51.027		<u>2:18.751</u>	197.4	19	44.403	118.9	48.623	88.8	51.794		2:24.820	202.6
10	44.627	145.4	45.707	89.0	51.896		2:22.230	190.1	20								

109		Oldendorff-Monroy (DE)							Alfa Romeo GTAm								
lap	Sect-1	Speed	Sect-2	Speed	Sect-3	Speed	lap time	Top Speed	lap	Sect-1	Speed	Sect-2	Speed	Sect-3	Speed	lap time	Top Speed
1		118.3	48.912	88.2	56.401		2:30.034	157.9	11	Pit Out	126.9	<u>45.180</u>	101.0	51.268		3:55.411	
2	1:19.773	44.6	1:12.479	62.2	1:20.946		3:53.198	100.5	12	51.020	119.9	46.983	92.2	53.178		2:31.181	133.8
3	1:23.629	51.2	55.846	52.1	59.771		3:19.246	93.4	13	46.204	128.3	45.565	92.9	1:11.902		2:43.671	161.0
4	44.162	129.2	46.712	<u>112.3</u>	51.442		2:22.316	<u>196.7</u>	14	1:02.613	107.5	49.609	83.7	56.739		2:48.961	106.6
5	44.296	139.7	45.401	95.5	51.593		2:21.290	184.9	15	45.584	116.9	46.967	78.9	54.534		2:27.085	170.1
6	44.448	124.7	45.550	91.1	51.199		2:21.197	176.2	16	1:04.401	51.7	59.482	49.6	1:01.606		3:05.489	77.8
7	44.251	120.1	45.545	83.3	52.024		2:21.820	180.3	17	46.643	123.1	48.319	87.8	53.650		2:28.612	196.4



# ALGARVE CLASSIC FESTIVAL 2019

Autódromo Internacional do Algarve

## HISTORIC ENDURANCE

31 October - 3 November 2019

### Laps and Sector Times - Race 1

Autodromo Internacional Algarve - 4652 mtr.

8	45.051	130.8	45.732	93.5	51.337	2:22.120	168.8	18	44.125	129.7	47.283	85.0	52.575	2:23.983	189.5
9	44.562	<u>141.7</u>	45.330	90.2	51.233	<u>2:21.125</u>	184.9	19	44.734	124.1	47.319	90.5	<u>50.464</u>	2:22.517	193.2
10	<u>43.773</u>	133.7	46.023	91.7	Pit In	<u>2:28.317</u>	188.8	20							

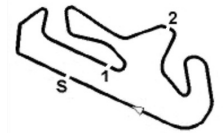
116 Silva-Velez-Grilo (PT)								MGB									
lap	Sect-1	Speed	Sect-2	Speed	Sect-3	Speed	lap time	Top Speed	lap	Sect-1	Speed	Sect-2	Speed	Sect-3	Speed	lap time	Top Speed
1		94.2	51.707	87.9		56.157	2:38.007	154.7	10	46.519	<u>130.6</u>	49.201	77.3	53.833		2:29.553	171.2
2	1:27.907	61.1	1:09.677	71.1	1:18.755		3:56.339	109.8	11	47.932	120.0	48.445	92.6	Pit In		2:36.678	175.9
3	1:27.788	74.4	51.701	76.3	1:00.325		3:19.814	104.8	12	Pit Out	74.9	56.377	78.6	58.192		4:29.170	
4	46.039	126.8	49.197	91.4	54.637		2:29.873	<u>180.9</u>	13	1:00.129	95.5	54.985	83.1	55.471		2:50.585	98.5
5	46.276	127.7	49.245	88.6	<u>53.078</u>		2:28.599	174.5	14	50.745	108.5	50.307	82.4	1:21.297		3:02.349	146.3
6	46.298	<u>130.6</u>	48.602	<u>95.2</u>	53.881		2:28.781	176.8	15	1:14.705	62.0	1:03.781	58.3	1:04.085		3:22.571	79.9
7	<u>45.500</u>	126.0	48.394	87.5	53.695		<u>2:27.589</u>	177.6	16	46.839	128.6	48.683	89.5	53.760		2:29.282	179.1
8	46.852	122.0	48.445	91.8	53.307		2:28.604	173.1	17	46.675	121.8	48.653	81.4	53.332		2:28.660	176.2
9	46.707	125.7	<u>47.877</u>	88.5	53.107		2:27.691	170.9	18	47.880	115.3	48.970	90.0	Pit In		<u>2:38.105</u>	178.2

119 Tice-Conoley (GB)								Marcos 1800 GTS									
lap	Sect-1	Speed	Sect-2	Speed	Sect-3	Speed	lap time	Top Speed	lap	Sect-1	Speed	Sect-2	Speed	Sect-3	Speed	lap time	Top Speed
1		123.3	47.375	85.5	51.460		2:20.147	161.0	10	42.804	130.8	44.364	91.8	50.078		2:17.246	192.2
2	1:13.172	44.3	1:13.101	65.8	1:24.518		3:50.791	128.4	11	43.582	<u>135.3</u>	44.935	92.2	Pit In		2:26.361	193.5
3	1:16.656	66.7	1:00.488	72.2	1:00.121		3:17.265	69.4	12	Pit Out	111.0	52.374	85.9	54.141		4:03.635	
4	42.502	124.1	44.480	91.1	<u>49.660</u>		<u>2:16.642</u>	194.9	13	48.148	101.0	57.637	77.9	56.982		2:42.767	160.0
5	43.138	126.0	44.808	83.6	50.027		2:17.973	186.9	14	55.129	86.3	55.513	86.6	1:00.329		2:50.971	122.3
6	43.110	127.2	44.395	90.6	50.802		2:18.307	189.1	15	55.124	93.8	54.901	81.6	1:00.046		2:50.071	114.9
7	<u>42.364</u>	127.4	44.404	<u>92.7</u>	50.001		2:16.769	194.9	16	1:15.554	57.0	1:01.042	53.4	1:03.366		3:19.962	74.9
8	42.424	132.7	<u>44.220</u>	92.4	50.413		2:17.057	192.9	17	46.789	119.3	49.364	91.3	53.542		2:29.695	<u>200.0</u>
9	42.512	134.5	44.576	89.3	50.307		2:17.395	196.0	18	47.054	121.3	50.241	87.9	Pit In		<u>3:07.363</u>	179.7

131 Luis Sousa Ribeiro (PT)								BMW 2800GS									
lap	Sect-1	Speed	Sect-2	Speed	Sect-3	Speed	lap time	Top Speed	lap	Sect-1	Speed	Sect-2	Speed	Sect-3	Speed	lap time	Top Speed
1		124.0	49.059	100.2	55.662		2:26.504	159.8	11	Pit Out	143.6	44.856	94.9	50.321		3:45.467	
2	1:13.309	31.2	1:14.836	61.9	1:22.926		3:51.071	123.9	12	42.199	146.3	48.042	89.0	55.385		2:25.626	194.9
3	1:20.232	51.0	57.902	56.1	58.262		3:16.396	84.2	13	47.992	114.3	57.791	72.1	57.180		2:42.963	162.7
4	43.336	138.6	45.032	96.3	50.243		2:18.611	194.9	14	54.938	85.0	55.237	84.2	59.688		2:49.863	128.6
5	42.228	127.5	45.152	91.1	49.520		2:16.900	206.9	15	55.804	95.7	54.509	83.4	1:00.666		2:50.979	125.6
6	43.065	134.8	45.408	100.0	49.792		2:18.265	198.9	16	1:15.624	68.6	1:00.879	56.0	1:02.822		3:19.325	74.2
7	42.451	137.1	44.510	96.6	<u>49.382</u>		2:16.343	<u>210.5</u>	17	47.933	125.9	45.966	99.2	49.824		2:23.723	199.6
8	44.055	136.2	44.209	101.7	51.016		2:19.280	205.3	18	<u>41.988</u>	<u>150.6</u>	<u>43.009</u>	99.1	49.982		<u>2:14.979</u>	199.6
9	43.518	133.2	45.480	<u>105.6</u>	50.530		2:19.528	204.5	19	42.642	137.6	44.100	100.8	49.743		2:16.485	205.3
10	42.088	141.2	44.020	98.8	Pit In		<u>2:24.645</u>	186.2	20								

155 Martinez-Fuster (ESP)								Porsche 911 3.0 RS									
lap	Sect-1	Speed	Sect-2	Speed	Sect-3	Speed	lap time	Top Speed	lap	Sect-1	Speed	Sect-2	Speed	Sect-3	Speed	lap time	Top Speed
1							2:16.719		9							2:10.966	
2							3:50.530		10							2:11.420	
3							3:18.277		11							2:19.903	
4							2:11.499		12			Pit In		Pit In		2:25.829	
5							2:10.340		13	Pit Out						4:19.945	
6							<u>2:10.096</u>		14							2:20.458	
7							2:11.073		15							3:57.512	
8							2:11.225		16							3:27.967	

168 Gordon-Finburgh (GB)								Lotus Elite									
lap	Sect-1	Speed	Sect-2	Speed	Sect-3	Speed	lap time	Top Speed	lap	Sect-1	Speed	Sect-2	Speed	Sect-3	Speed	lap time	Top Speed
1		99.5	57.457	80.8	57.620		2:45.535	161.4	10	<u>44.636</u>	<u>131.1</u>	47.804	85.4	Pit In		2:34.814	186.9
2	1:30.970	73.3	1:09.849	81.2	1:14.861		3:55.680	131.4	11	Pit Out	121.8	59.855	83.8	56.714		4:24.786	
3	1:31.623	83.4	51.869	88.2	56.512		3:20.004	96.4	12	50.132	105.5	58.777	82.7	59.465		2:48.374	155.8
4	47.348	125.1	49.789	92.5	55.971		2:33.108	184.3	13	53.852	102.4	55.371	83.4	1:00.774		2:49.997	149.6
5	45.979	121.5	47.917	92.4	53.630		2:27.526	177.9	14	54.449	97.9	54.503	89.6	1:01.889		2:50.841	157.2



## ALGARVE CLASSIC FESTIVAL 2019

Autódromo Internacional do Algarve

### HISTORIC ENDURANCE

31 October - 3 November 2019

Laps and Sector Times - Race 1

Autodromo Internacional Algarve - 4652 mtr.

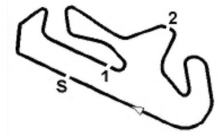
6	45.532	128.1	47.355	91.0	53.752	2:26.639	181.5	15	1:14.082	66.1	1:01.255	57.8	1:04.215	3:19.552	75.6
7	45.569	130.6	47.319	94.5	56.177	2:29.065	182.4	16	49.009	118.0	53.764	83.9	58.075	2:40.848	185.2
8	45.687	124.4	47.562	93.8	54.721	2:27.970	185.9	17	47.667	116.0	49.889	<u>95.2</u>	55.674	2:33.230	183.4
9	44.853	127.4	<u>47.079</u>	<u>95.2</u>	54.206	<u>2:26.138</u>	184.0	18	45.563	126.8	47.600	90.4	<u>53.587</u>	2:26.750	186.5

177 Hartogs-Nuthall(BR)								Ford GT40									
lap	Sect-1	Speed	Sect-2	Speed	Sect-3	Speed	lap time	Top Speed	lap	Sect-1	Speed	Sect-2	Speed	Sect-3	Speed	lap time	Top Speed
1		129.3	43.554	93.4	54.229		2:14.742		11	38.514	131.2	41.048	92.2	45.825		2:05.387	203.4
2	1:10.912	52.7	1:15.410	56.1	1:23.772		3:50.094	141.7	12	38.358	131.2	40.643	97.0	47.596		2:06.597	221.3
3	1:17.117	80.8	1:01.761	65.0	59.578		3:18.456	63.9	13	48.151	102.6	48.840	84.1	54.045		2:31.036	135.8
4	40.088	135.3	43.241	<u>106.9</u>	1:03.805		2:27.134	216.4	14	50.035	101.9	48.900	87.9	53.713		2:32.648	116.0
5	41.873	136.5	42.396	95.8	47.517		2:11.786	198.9	15	1:11.789	68.1	1:20.657	53.9	1:36.551		4:08.997	116.8
6	39.971	131.7	42.084	97.0	48.079		2:10.134	216.4	16	1:15.705	78.7	1:05.338	66.0	1:09.540		3:30.583	75.1
7	40.141	128.6	42.279	97.0	47.311		2:09.731	221.3	17	39.839	143.6	<u>40.624</u>	93.6	<u>45.166</u>		2:05.629	212.6
8	40.943	<u>144.6</u>	41.432	105.4	48.599		2:10.974	219.1	18	<u>37.890</u>	143.0	41.279	94.2	46.380		2:05.549	214.3
9	40.858	123.0	42.719	92.8	Pit In		<u>2:21.120</u>	216.0	19	38.722	133.7	40.711	90.7	45.503		<u>2:04.936</u>	209.7
10	Pit Out	130.1	41.262	100.5	46.130		<u>3:42.336</u>		20								

182 Guess-Hilliard(GB)								Ginetta G10									
lap	Sect-1	Speed	Sect-2	Speed	Sect-3	Speed	lap time	Top Speed	lap	Sect-1	Speed	Sect-2	Speed	Sect-3	Speed	lap time	Top Speed
1		128.4	44.236	89.0	53.261		2:15.216		11	Pit Out	<u>141.2</u>	42.754	96.2	48.020		3:45.706	
2	1:11.735	58.1	1:14.970	54.1	1:23.417		3:50.122	140.4	12	40.358	138.8	43.186	82.5	49.611		2:13.155	<u>225.5</u>
3	1:17.670	80.2	1:01.564	62.5	59.386		3:18.620	64.2	13	1:00.892	124.7	44.516	89.9	48.656		2:34.064	171.2
4	40.491	128.1	43.008	93.3	53.016		2:16.515	214.3	14	41.790	111.3	45.286	89.6	52.580		2:19.656	192.2
5	40.489	127.2	43.632	90.6	48.223		2:12.344	210.1	15	1:12.676	68.4	1:21.040	55.8	1:36.074		4:09.790	116.1
6	40.013	136.5	42.994	86.6	<u>47.439</u>		2:10.446	208.5	16	1:16.088	73.9	1:05.317	67.3	1:08.526		3:29.931	74.6
7	40.003	128.7	43.401	86.1	48.189		2:11.593	208.1	17	40.744	133.3	<u>42.302</u>	90.0	47.558		2:10.604	210.9
8	<u>39.945</u>	136.2	42.399	<u>98.3</u>	47.598		<u>2:09.942</u>	209.7	18	40.235	137.1	44.165	86.5	49.132		2:13.532	220.4
9	40.069	125.9	42.953	92.1	48.475		2:11.497	206.5	19	40.673	137.9	42.967	90.5	48.619		2:12.259	221.3
10	40.079	138.5	43.582	92.4	Pit In		<u>2:23.629</u>	207.7	20								

192 Robert Frowein(DE)								Jaguar E-Type									
lap	Sect-1	Speed	Sect-2	Speed	Sect-3	Speed	lap time	Top Speed	lap	Sect-1	Speed	Sect-2	Speed	Sect-3	Speed	lap time	Top Speed
1		106.8	51.294	92.2	57.879		2:35.315	149.0	11	43.708	131.2	46.434	78.7	Pit In		2:29.601	195.3
2	1:26.255	48.9	1:09.762	73.7	1:19.665		3:55.682	109.1	12	Pit Out	117.0	48.310	91.3	55.388		4:19.658	
3	1:26.500	78.4	52.297	69.1	1:00.968		3:19.765	96.3	13	49.448	118.2	47.882	92.3	55.003		2:32.333	138.5
4	44.442	116.8	47.106	91.3	53.077		2:24.625	190.8	14	50.694	112.5	48.748	91.7	54.992		2:34.434	122.9
5	44.398	122.2	47.675	88.5	51.764		2:23.837	188.2	15	46.741	130.1	47.348	89.7	53.621		2:27.710	152.5
6	44.068	127.4	<u>45.779</u>	92.5	<u>51.471</u>		2:21.318	197.8	16	1:03.068	49.9	58.761	53.1	1:01.302		3:03.131	94.0
7	43.637	<u>132.7</u>	45.889	92.2	52.543		2:22.069	198.2	17	44.549	123.1	49.013	90.8	54.404		2:27.966	<u>199.3</u>
8	43.573	132.2	46.284	90.3	52.750		2:22.607	194.9	18	45.952	124.1	47.628	90.8	54.318		2:27.898	177.6
9	<u>43.444</u>	127.2	46.079	91.1	51.614		<u>2:21.137</u>	197.4	19	44.000	124.4	47.261	<u>94.9</u>	52.532		2:23.793	194.9
10	43.711	126.5	45.974	91.4	51.671		2:21.356	198.2	20								

216 Jorge Guimarães(PT)								Volvo 121									
lap	Sect-1	Speed	Sect-2	Speed	Sect-3	Speed	lap time	Top Speed	lap	Sect-1	Speed	Sect-2	Speed	Sect-3	Speed	lap time	Top Speed
1		95.5	54.554	85.3	56.559		2:43.193	164.1	10	46.665	125.7	49.038	<u>94.2</u>	Pit In		2:39.171	180.6
2	1:29.933	68.4	1:08.768	79.9	1:17.365		3:56.066	120.7	11	Pit Out	123.4	1:02.050	83.1	55.387		4:15.006	
3	1:31.179	76.7	52.575	91.1	56.481		3:20.235	90.5	12	50.838	102.4	59.072	82.9	59.180		2:49.090	150.8
4	47.225	117.8	50.978	81.3	54.969		2:33.172	182.7	13	53.998	99.5	55.536	79.5	1:01.237		2:50.771	140.4
5	46.251	123.4	49.710	84.6	53.931		2:29.892	185.6	14	53.992	98.5	54.797	80.5	1:02.129		2:50.918	149.6
6	45.861	122.6	48.117	88.4	<u>53.224</u>		<u>2:27.202</u>	182.7	15	1:13.898	70.4	1:01.303	55.6	1:04.185		3:19.386	74.4
7	<u>45.721</u>	115.9	<u>47.273</u>	91.2	54.754		2:27.748	185.2	16	47.555	118.9	49.719	88.7	54.607		2:31.881	187.2
8	46.127	119.3	48.255	91.0	54.103		2:28.485	183.1	17	46.386	<u>126.9</u>	48.875	87.7	55.524		2:30.785	<u>190.5</u>
9	46.199	120.4	49.005	84.4	53.916		2:29.120	185.2	18	45.740	103.5	50.336	84.2	54.750		2:30.826	188.5



## ALGARVE CLASSIC FESTIVAL 2019

Autódromo Internacional do Algarve

### HISTORIC ENDURANCE

31 October - 3 November 2019

Laps and Sector Times - Race 1

Autodromo Internacional Algarve - 4652 mtr.

220 Paulo Rompante(PT)								Alfa Romeo Giulia TI Super									
lap	Sect-1	Speed	Sect-2	Speed	Sect-3	Speed	lap time	Top Speed	lap	Sect-1	Speed	Sect-2	Speed	Sect-3	Speed	lap time	Top Speed
1		116.8	50.225	92.2	54.352		2:33.384	162.4	10	47.046	126.0	48.108	85.4	Pit In		2:42.811	179.4
2	1:26.190	54.7	1:10.190	74.7	1:19.709		3:56.089	100.4	11	Pit Out	122.7	<u>47.834</u>	<u>92.5</u>	53.558		3:56.197	
3	1:26.263	71.7	53.086	65.7	1:01.755		3:21.104	102.1	12	1:05.190	77.9	56.904	80.1	57.549		2:59.643	125.9
4	46.118	117.5	48.027	88.8	53.408		2:27.553	183.7	13	1:01.164	101.3	54.216	82.4	55.402		2:50.782	99.1
5	45.875	120.4	49.245	88.5	53.553		2:28.673	179.7	14	50.205	101.6	51.345	84.4	1:20.479		3:02.029	149.0
6	45.889	118.4	47.995	87.5	53.159		2:27.043	176.2	15	1:14.877	58.1	1:04.516	55.4	1:05.118		3:24.511	74.0
7	45.885	123.1	48.150	87.8	53.873		2:27.908	181.8	16	56.922	124.1	49.164	87.2	54.309		2:40.395	169.0
8	47.556	120.8	48.990	83.3	53.852		2:30.398	179.4	17	46.065	<u>130.9</u>	48.675	87.7	<u>52.408</u>		2:27.148	181.5
9	46.426	120.0	48.541	84.4	52.888		2:27.855	175.3	18	<u>45.088</u>	117.6	48.096	86.6	52.934		<u>2:26.118</u>	<u>187.8</u>

227 Carlos Barbot(PT)								Merlyn MK4									
lap	Sect-1	Speed	Sect-2	Speed	Sect-3	Speed	lap time	Top Speed	lap	Sect-1	Speed	Sect-2	Speed	Sect-3	Speed	lap time	Top Speed
1		148.8	44.532	98.4	52.726		2:15.997	162.9	11	Pit Out	145.9	43.157	93.1	50.843		<u>3:53.772</u>	
2	1:12.269	54.4	1:14.382	61.5	1:23.510		3:50.161	126.2	12	43.786	136.0	57.343	95.2	54.224		2:35.353	203.0
3	1:18.103	72.6	1:00.987	65.9	59.886		3:18.976	66.2	13	52.453	117.4	58.909	85.9	1:00.131		2:51.493	166.4
4	42.281	<u>153.8</u>	42.317	<u>101.2</u>	49.196		2:13.794	<u>215.6</u>	14	53.944	100.3	55.224	80.1	1:01.907		2:51.075	151.0
5	40.914	143.2	42.492	91.4	<u>48.769</u>		2:12.175	215.1	15	53.614	108.1	54.148	87.7	1:03.042		2:50.804	150.8
6	41.003	152.3	42.528	94.3	48.825		2:12.356	215.1	16	1:13.139	67.2	1:02.348	55.9	1:04.026		3:19.513	79.1
7	40.840	131.4	43.359	93.3	49.409		2:13.608	214.3	17	46.482	142.3	45.127	94.9	51.175		2:22.784	188.2
8	41.162	146.1	42.761	97.3	50.233		2:14.156	214.3	18	40.819	141.9	42.619	100.5	49.357		2:12.795	211.4
9	43.837	132.4	43.378	95.4	49.384		2:16.599	211.8	19	<u>40.205</u>	141.7	<u>42.010</u>	97.5	49.053		<u>2:11.268</u>	<u>213.9</u>
10	42.447	146.5	44.972	94.0	Pit In		<u>2:28.495</u>	<u>212.2</u>	20								

240 Michel Mora (FR)								Porsche 911 SWB									
lap	Sect-1	Speed	Sect-2	Speed	Sect-3	Speed	lap time	Top Speed	lap	Sect-1	Speed	Sect-2	Speed	Sect-3	Speed	lap time	Top Speed
1		107.8	49.894	95.7	53.935		2:32.095	153.0	11	44.549	125.7	47.287	80.5	Pit In		2:34.440	197.4
2	1:24.432	47.0	1:10.435	71.8	1:20.257		3:55.124	102.3	12	Pit Out	111.8	48.973	87.7	54.916		3:59.860	
3	1:24.776	63.3	54.053	62.1	1:02.771		3:21.600	96.3	13	50.015	113.1	47.934	90.9	54.879		2:32.828	145.7
4	45.524	115.5	47.598	90.8	52.732		2:25.854	185.6	14	50.959	107.6	48.671	94.9	54.707		2:34.337	122.9
5	44.954	123.7	47.935	74.4	54.350		2:27.239	199.6	15	47.470	117.5	47.520	94.8	53.187		2:28.177	150.8
6	44.794	127.5	47.098	85.1	<u>51.993</u>		<u>2:23.885</u>	197.4	16	1:02.741	53.5	58.429	49.3	1:02.055		3:03.225	89.3
7	<u>44.407</u>	117.4	<u>46.948</u>	84.6	52.945		2:24.300	198.5	17	44.985	124.3	48.402	<u>98.9</u>	54.042		2:27.429	200.0
8	44.616	130.1	47.036	80.5	52.660		2:24.312	198.2	18	46.315	124.0	47.655	98.6	53.927		2:27.897	196.7
9	44.492	<u>132.5</u>	47.251	82.0	52.544		2:24.287	198.5	19	44.961	116.4	47.505	98.1	53.271		2:25.737	<u>203.0</u>
10	44.525	128.0	47.527	79.2	52.388		2:24.440	197.4	20								

241 Rolner-Rolner(DK)								Porsche 911 SWB									
lap	Sect-1	Speed	Sect-2	Speed	Sect-3	Speed	lap time	Top Speed	lap	Sect-1	Speed	Sect-2	Speed	Sect-3	Speed	lap time	Top Speed
1		108.7	49.525	98.1	53.848		2:30.397	157.9	11	46.212	128.3	47.957	84.7	Pit In		2:35.542	168.2
2	1:24.810	47.5	1:10.523	73.1	1:21.016		3:56.349	100.9	12	Pit Out	112.0	48.828	88.8	54.825		4:06.565	
3	1:24.110	58.3	54.453	56.7	1:01.653		3:20.216	109.4	13	49.986	109.1	48.457	95.3	54.391		2:32.834	141.0
4	45.854	117.0	46.802	<u>103.1</u>	52.518		2:25.174	197.1	14	51.000	112.0	48.737	93.5	54.611		2:34.348	125.3
5	44.610	129.3	46.304	92.4	53.209		2:24.123	199.3	15	47.685	121.9	47.527	99.4	53.190		2:28.402	150.2
6	45.151	134.2	46.897	86.6	<u>51.978</u>		2:24.026	192.5	16	1:03.456	52.6	58.067	53.8	1:02.404		3:03.927	92.3
7	45.287	128.3	46.717	100.6	53.019		2:25.023	199.6	17	44.550	129.8	48.408	87.1	54.240		2:27.198	201.9
8	44.280	<u>136.9</u>	<u>46.279</u>	94.6	52.742		<u>2:23.301</u>	197.4	18	45.811	134.3	49.824	92.9	52.724		2:28.359	201.1
9	<u>44.197</u>	135.7	46.526	92.5	52.615		2:23.338	191.5	19	44.925	114.4	48.673	87.0	52.315		2:25.913	196.7
10	44.420	133.0	47.281	91.0	52.343		2:24.044	198.2	20								

243 Palle Pedersen(DK)								Ginetta G4									
lap	Sect-1	Speed	Sect-2	Speed	Sect-3	Speed	lap time	Top Speed	lap	Sect-1	Speed	Sect-2	Speed	Sect-3	Speed	lap time	Top Speed
1		118.4	51.546	96.5	56.858		2:36.419	157.9	10	45.495	140.3	45.886	95.9	52.604		2:23.985	182.4
2	1:26.609	56.1	1:09.791	75.6	1:19.399		3:55.799	108.3	11	46.758	133.5	48.722	92.7	Pit In		2:44.038	161.7
3	1:27.141	78.9	51.572	63.8	1:00.936		3:19.649	95.7	12	Pit Out	75.7	56.694	86.7	57.829		5:01.546	
4	45.214	138.6	46.225	103.0	<u>51.718</u>		2:23.157	190.8	13	1:00.641	100.5	54.797	87.2	54.870		2:50.308	96.3
5	<u>43.329</u>	143.6	<u>45.589</u>	88.2	51.941		<u>2:20.859</u>	<u>200.4</u>	14	50.476	99.1	51.306	86.3	1:20.966		3:02.748	144.4
6	44.313	136.5	45.920	93.3	51.766		2:21.999	194.9	15	1:14.691	62.3	1:04.116	58.8	1:05.310		3:24.117	79.2





# ALGARVE CLASSIC FESTIVAL 2019

Autódromo Internacional do Algarve

## HISTORIC ENDURANCE

31 October - 3 November 2019

Laps and Sector Times - Race 1

Autodromo Internacional Algarve - 4652 mtr.

7	44.057	133.8	47.093	<u>104.7</u>	51.840	2:22.990	190.1	16	49.440	<u>150.6</u>	46.571	94.2	55.880	2:31.891	157.4
8	43.932	134.2	47.174	100.6	54.452	2:25.558	192.9	17	51.029	133.0	47.932	99.7	53.079	2:32.040	139.0
9	45.594	141.7	46.218	100.7	52.040	2:23.852	169.0	18	45.564	128.9	48.543	85.9	52.493	2:26.600	186.5

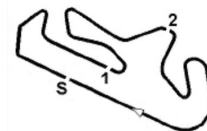
245 Thorkild Stamp(DK)								Porsche 904									
lap	Sect-1	Speed	Sect-2	Speed	Sect-3	Speed	lap time	Top Speed	lap	Sect-1	Speed	Sect-2	Speed	Sect-3	Speed	lap time	Top Speed
1		112.4	53.438	98.9	57.452		2:39.847	148.6	10	44.733	145.6	46.616	96.8	52.186		2:23.535	196.7
2	1:27.010	59.3	1:10.077	77.3	1:18.426		3:55.513	122.3	11	43.939	144.4	47.278	96.3	53.219		2:24.436	195.7
3	1:28.959	98.5	50.462	84.8	1:00.327		3:19.748	103.3	12	45.572	126.5	48.744	97.1	Pit In		2:40.612	187.2
4	45.545	141.2	48.167	101.0	51.887		2:25.599	182.4	13	Pit Out	140.4	47.573	92.2	53.939		4:12.624	
5	<u>43.905</u>	126.6	49.369	105.1	52.641		2:25.915	196.7	14	52.505	60.1	1:21.695	53.7	1:34.863		3:49.063	173.6
6	44.276	147.5	<u>46.148</u>	<u>109.8</u>	52.084		<u>2:22.508</u>	190.8	15	1:15.633	63.8	1:04.828	58.3	1:07.211		3:27.672	68.5
7	1:00.565	131.9	47.225	102.6	52.277		2:40.067	196.7	16	45.669	139.9	48.721	102.2	53.922		2:28.312	180.6
8	44.724	145.4	47.056	101.3	51.549		2:23.329	186.2	17	44.416	144.4	46.180	95.7	53.431		2:24.027	195.7
9	44.852	<u>152.8</u>	46.907	104.7	52.462		2:24.221	191.5	18	44.158	128.3	47.658	86.4	<u>51.087</u>		2:22.903	180.3

250 Alexis Raoux(FR)								Porsche 911 2.3 ST									
lap	Sect-1	Speed	Sect-2	Speed	Sect-3	Speed	lap time	Top Speed	lap	Sect-1	Speed	Sect-2	Speed	Sect-3	Speed	lap time	Top Speed
1			49.595		57.676		2:30.873		11	43.496		44.900		50.954		2:19.350	
2	1:20.739		1:11.774		1:20.800		3:53.313		12	51.267		49.817		52.565		2:33.649	
3	1:23.771		55.250		1:00.431		3:19.452		13	46.882		48.577		54.094		2:29.553	
4	43.445		45.111		50.883		2:19.439		14	55.332		55.535		59.492		2:50.359	
5	44.576		45.135		50.264		2:19.975		15	55.764		55.311		59.062		2:50.137	
6	44.077		<u>43.681</u>		<u>49.783</u>		2:17.541		16	1:16.469		1:01.121		1:01.880		3:19.470	
7	44.267		44.744		50.593		2:19.604		17	46.339		46.131		50.211		2:22.681	
8	<u>42.819</u>		44.344		49.993		<u>2:17.156</u>		18	43.589		44.862		50.626		2:19.077	
9	42.872		44.165		Pit In		2:34.992		19	43.072		44.017		50.431		2:17.520	
10	Pit Out		44.004		50.343		3:29.300		20								

317 Carvalhosa-da Maso (PT)								Porsche 911 SWB									
lap	Sect-1	Speed	Sect-2	Speed	Sect-3	Speed	lap time	Top Speed	lap	Sect-1	Speed	Sect-2	Speed	Sect-3	Speed	lap time	Top Speed
1		101.8	55.152	77.3	56.910		2:44.058	147.9	10	46.459	139.9	<u>47.855</u>	90.5	55.134		<u>2:29.448</u>	180.9
2	1:30.704	73.1	1:09.085	79.3	1:16.182		3:55.971	119.9	11	46.343	130.6	49.593	92.9	56.287		2:32.223	177.9
3	1:31.492	82.5	52.202	93.0	57.207		3:20.901	94.4	12	47.639	115.5	57.821	71.3	57.531		2:42.991	175.6
4	47.523	131.1	50.281	85.8	56.003		2:33.807	180.0	13	54.714	87.9	55.445	84.2	59.896		2:50.055	139.0
5	47.978	123.7	48.959	93.7	54.749		2:31.686	<u>181.2</u>	14	55.503	99.1	54.350	79.6	1:01.001		2:50.854	130.1
6	47.946	130.6	48.755	93.1	54.204		2:30.905	179.4	15	1:15.384	64.3	1:01.006	54.4	1:03.825		3:20.215	74.4
7	<u>46.275</u>	<u>142.3</u>	49.775	<u>100.2</u>	54.598		2:30.648	179.1	16	51.310	126.8	53.518	76.4	59.026		2:43.854	176.5
8	46.809	139.0	48.629	85.4	Pit In		2:37.939	179.4	17	47.323	134.2	50.227	88.8	55.056		2:32.606	177.0
9	Pit Out	138.6	48.815	91.2	<u>54.113</u>		<u>4:10.707</u>		18	46.509	133.5	48.945	93.5	54.226		2:29.680	178.5

327 Nunes-da Maso (PT)								Porsche 911 SWB									
lap	Sect-1	Speed	Sect-2	Speed	Sect-3	Speed	lap time	Top Speed	lap	Sect-1	Speed	Sect-2	Speed	Sect-3	Speed	lap time	Top Speed
1		111.2	52.785	86.1	56.980		2:41.644	164.6	10	Pit Out	<u>143.8</u>	47.961	81.6	54.923		<u>3:58.424</u>	
2	1:28.381	69.0	1:09.260	72.2	1:17.601		3:55.242	124.6	11	46.219	137.6	50.104	88.2	56.769		2:33.092	176.8
3	1:31.260	79.4	50.597	93.4	58.111		3:19.968	98.1	12	1:04.198	80.4	56.788	79.1	57.848		2:58.834	128.4
4	46.059	130.8	48.180	91.3	54.045		2:28.284	186.2	13	1:00.937	103.9	54.102	83.4	55.712		2:50.751	96.9
5	45.670	134.5	48.258	90.8	<u>53.429</u>		2:27.357	<u>187.2</u>	14	50.093	100.8	51.224	90.6	1:19.237		3:00.554	150.6
6	46.085	141.2	47.860	<u>96.3</u>	53.663		2:27.608	184.9	15	1:16.193	58.7	1:04.342	58.5	1:05.256		3:25.791	69.1
7	45.852	139.4	<u>47.319</u>	88.9	54.091		<u>2:27.262</u>	186.9	16	50.619	139.7	49.189	94.1	55.780		2:35.588	169.8
8	45.632	141.0	48.642	89.5	53.950		2:28.224	<u>187.2</u>	17	47.709	136.2	48.544	94.1	55.492		2:31.745	181.2
9	<u>45.451</u>	141.7	47.965	94.4	Pit In		<u>2:32.283</u>	185.9	18	45.990	115.0	50.592	89.3	54.165		2:30.747	<u>187.2</u>

333 Matias-Cerqueira (PT)								Lotus Elan +2									
lap	Sect-1	Speed	Sect-2	Speed	Sect-3	Speed	lap time	Top Speed	lap	Sect-1	Speed	Sect-2	Speed	Sect-3	Speed	lap time	Top Speed
1		116.8	49.842	92.9	55.389		2:29.614	160.7	11	43.759	<u>142.9</u>	45.096	95.2	Pit In		2:26.988	193.2
2	1:19.112	39.8	1:12.688	63.9	1:21.033		3:52.833	105.5	12	Pit Out	124.0	49.598	90.8	54.157		4:04.068	
3	1:23.610	52.2	55.869	55.7	59.871		3:19.350	95.7	13	46.791	124.0	49.707	83.5	1:16.970		2:53.468	169.3
4	43.716	127.8	47.844	97.6	51.934		2:23.494	194.9	14	1:02.072	118.8	50.340	93.7	54.318		2:46.730	107.9



# ALGARVE CLASSIC FESTIVAL 2019

Autódromo Internacional do Algarve

## HISTORIC ENDURANCE

31 October - 3 November 2019

### Laps and Sector Times - Race 1

Autodromo Internacional Algarve - 4652 mtr.

5	44.280	137.9	45.998	97.8	50.677	2:20.955	190.1	15	45.923	122.0	49.313	87.0	53.999	2:29.235	181.8
6	43.551	134.2	44.715	<u>99.5</u>	49.914	<u>2:18.180</u>	<u>199.6</u>	16	1:05.343	56.1	59.591	50.9	1:02.345	3:07.279	80.2
7	<u>42.920</u>	128.0	45.670	93.8	52.805	2:21.395	197.4	17	47.549	110.0	52.653	88.2	54.282	2:34.484	189.5
8	43.353	134.2	<u>44.689</u>	96.0	50.411	2:18.453	187.2	18	46.990	119.1	50.320	88.7	53.138	2:30.448	190.8
9	43.091	136.5	45.263	93.4	<u>49.828</u>	2:18.182	196.4	19	45.802	125.7	49.109	89.9	53.102	2:28.013	194.2
10	42.948	134.0	45.087	99.2	51.678	2:19.713	194.6	20							

337 daI Maso-Carvalhosa (PT)								Porsche 2.5 ST									
lap	Sect-1	Speed	Sect-2	Speed	Sect-3	Speed	lap time	Top Speed	lap	Sect-1	Speed	Sect-2	Speed	Sect-3	Speed	lap time	Top Speed
1		116.5	49.361	101.8	56.598		2:31.297	166.4	5	43.696	<u>147.7</u>	44.948	103.5	<u>50.657</u>		2:19.301	<u>193.5</u>
2	1:22.310	46.6	1:10.735	74.6	1:20.640		3:53.685	104.8	6	43.615	138.5	<u>44.832</u>	95.3	50.816		<u>2:19.263</u>	191.5
3	1:24.102	48.9	55.069	52.5	1:00.551		3:19.722	97.9	7	<u>43.048</u>	132.2	45.059	100.8	53.115		2:21.222	192.9
4	43.512	136.7	44.924	<u>112.4</u>	51.809		2:20.245	192.9	8								

911 Bruce White (GB)								Porsche 911 3.0 RS									
lap	Sect-1	Speed	Sect-2	Speed	Sect-3	Speed	lap time	Top Speed	lap	Sect-1	Speed	Sect-2	Speed	Sect-3	Speed	lap time	Top Speed
1			50.798	94.8	56.712		2:28.809	162.9	11	42.377		45.090	93.8	49.789		2:17.256	203.0
2	1:17.001		1:13.073	60.8	1:21.752		3:51.826	106.1	12	42.066		44.856	78.2	49.699		2:16.621	196.4
3	1:22.334	56.5	56.862	46.5	59.670		3:18.866	100.0	13	50.728	106.5	48.532	76.7	Pit In		2:42.934	119.3
4	43.186		44.426	99.5	50.464		2:18.076	204.9	14	Pit Out	99.4	55.169	76.3	54.988		4:11.332	
5	42.276		46.095	90.1	50.083		2:18.454	208.1	15	50.986	104.1	50.589	75.1	1:21.282		3:02.857	145.2
6	42.487		45.387	95.6	49.460		2:17.334	198.5	16	1:14.685		1:03.538	60.8	1:03.000		3:21.223	83.7
7	41.843	113.9	44.772	92.5	50.428		2:17.043	200.7	17	42.921		43.907	88.2	49.333		2:16.161	197.8
8	42.571	117.4	45.010	<u>99.7</u>	51.158		2:18.739	200.4	18	<u>40.852</u>		44.293	85.0	49.277		2:14.422	<u>211.4</u>
9	42.444		44.803	93.3	50.248		2:17.495	208.1	19	41.320	<u>130.0</u>	<u>43.625</u>	89.2	<u>49.031</u>		<u>2:13.976</u>	
10	41.855		44.902	81.0	50.181		2:16.938	208.5	20								