



ALGARVE CLASSIC FESTIVAL 2019

Autódromo Internacional do Algarve

HISTORIC ENDURANCE

31 October - 3 November 2019

Laps and Sector Times - Qualifying

Autodromo Internacional Algarve - 4652 mtr.

13 Nolte-Funke (DE)									Ford GT40								
lap	Sect-1	Speed	Sect-2	Speed	Sect-3	Speed	lap time	Top Speed	lap	Sect-1	Speed	Sect-2	Speed	Sect-3	Speed	lap time	Top Speed
1	37.432	146.5	39.369	<u>100.6</u>	45.563		2:02.364	227.8	8	41.425	130.3	48.834	86.5	52.136		2:22.395	219.1
2	<u>37.235</u>	<u>149.0</u>	<u>39.344</u>	99.5	<u>45.375</u>		<u>2:01.954</u>	<u>233.8</u>	9	42.268	134.5	46.496	96.7	53.371		2:22.135	208.5
3	39.399	146.7	52.401	95.6	Pit In		2:30.754	215.1	10	42.633	146.5	48.535	80.0	53.102		2:24.270	209.3
4	Pit Out	136.0	49.563	83.1	Pit In		7:03.545		11	44.477	127.8	47.396	88.7	52.487		2:24.360	174.5
5	Pit Out	126.5	49.432	83.9	51.951		4:42.895		12	42.194	135.2	45.860	89.6	51.819		2:19.873	200.4
6	42.874	135.5	46.783	93.8	50.844		2:20.501	211.8	13	41.282	145.4	46.026	88.6	50.747		2:18.055	216.4
7	43.162	135.5	46.407	84.8	50.378		2:19.947	197.1	14	41.596	139.5	46.464	85.4	51.713		2:19.773	208.1

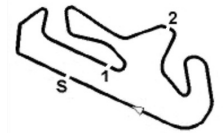
14 Mira Gomes-Afoito (PT)									Lotus Seven								
lap	Sect-1	Speed	Sect-2	Speed	Sect-3	Speed	lap time	Top Speed	lap	Sect-1	Speed	Sect-2	Speed	Sect-3	Speed	lap time	Top Speed
1	Pit Out	116.5	47.951	91.1	53.177		2:26.616		7	Pit Out	115.4	46.171	100.9	51.788		4:31.586	
2	44.815	<u>133.7</u>	46.136	<u>101.1</u>	51.529		<u>2:22.480</u>	178.5	8	46.733	120.8	45.413	86.9	<u>50.829</u>		2:22.975	178.8
3	44.493	126.0	50.299	89.0	53.125		2:27.917	181.5	9	<u>44.404</u>	130.1	44.965	91.7	Pit In		2:31.093	180.3
4	44.859	127.5	50.528	91.9	52.265		2:27.652	<u>181.8</u>	10	Pit Out	131.2	<u>44.806</u>	88.2	Pit In		10:19.569	
5	48.584	125.7	49.885	98.5	55.353		2:33.822	178.2	11	Pit Out	125.3	48.000	87.7	53.138		3:55.621	
6	47.371	115.8	51.049	88.5	Pit In		2:50.608	178.2	12	44.844	122.4	47.813	97.3	56.525		2:29.182	181.5

15 Hamilton-Vermast (NL/LU)									Marcos 1800 GT								
lap	Sect-1	Speed	Sect-2	Speed	Sect-3	Speed	lap time	Top Speed	lap	Sect-1	Speed	Sect-2	Speed	Sect-3	Speed	lap time	Top Speed
1	Pit Out	110.4	49.275	105.5	52.959		2:31.434		9	44.693	114.0	46.127	89.7	51.663		2:22.483	168.5
2	45.159	125.6	49.378	<u>111.1</u>	54.117		2:28.654	183.7	10	42.865	116.5	45.445	94.6	51.205		2:19.515	<u>200.7</u>
3	45.023	125.7	48.223	105.1	56.576		2:29.822	192.9	11	42.488	119.5	46.188	88.6	<u>49.659</u>		2:18.335	196.0
4	48.623	118.4	48.141	101.6	52.745		2:29.509	168.8	12	42.911	126.6	45.776	90.5	50.315		2:19.002	196.4
5	45.984	124.4	46.861	109.1	52.686		2:25.531	177.6	13	43.924	128.0	45.985	98.0	51.748		2:21.657	191.8
6	44.904	<u>132.4</u>	47.541	110.7	59.451		2:31.896	191.8	14	<u>42.046</u>	128.1	44.941	95.5	50.297		2:17.284	197.1
7	1:00.059	61.5	1:03.676	97.5	Pit In		3:15.344	131.2	15	42.214	127.4	44.563	94.8	50.173		<u>2:16.950</u>	198.9
8	Pit Out	111.0	47.068	95.6	51.996		3:49.226		16	43.109	127.7	<u>44.326</u>	98.5	49.744		2:17.179	181.8

16 Andrew Haddon (UK)									Lotus Elan S1								
lap	Sect-1	Speed	Sect-2	Speed	Sect-3	Speed	lap time	Top Speed	lap	Sect-1	Speed	Sect-2	Speed	Sect-3	Speed	lap time	Top Speed
1	Pit Out	107.0	46.527	96.5	49.551		2:20.444		9	42.226	133.3	43.915	<u>98.8</u>	51.266		2:17.407	213.4
2	41.537	141.9	43.561	95.2	49.537		2:14.635	182.4	10	40.206	143.8	41.993	91.1	48.395		2:10.594	213.9
3	41.344	139.5	43.464	85.1	48.654		2:13.462	210.5	11	41.545	143.2	42.911	91.8	48.234		2:12.690	212.2
4	40.577	139.9	43.205	96.4	48.839		2:12.621	208.5	12	<u>39.538</u>	<u>153.4</u>	<u>41.847</u>	92.2	<u>47.600</u>		<u>2:08.985</u>	<u>214.7</u>
5	41.527	138.8	46.542	86.7	Pit In		2:37.169	204.9	13	47.138	122.4	45.651	98.4	49.294		2:22.083	181.2
6	Pit Out	134.5	42.635	96.5	50.253		4:22.871		14	41.580	126.0	44.054	<u>98.8</u>	48.736		2:14.370	214.3
7	40.265	152.3	43.396	96.0	48.602		2:12.263	211.8	15	39.698	143.6	42.771	96.3	48.613		2:11.082	212.6
8	40.053	144.0	42.383	95.9	47.848		2:10.284	213.4	16								

18 Pedro Liberal-Cordeiro (PT)									Ford Escort RS 2000								
lap	Sect-1	Speed	Sect-2	Speed	Sect-3	Speed	lap time	Top Speed	lap	Sect-1	Speed	Sect-2	Speed	Sect-3	Speed	lap time	Top Speed
1	Pit Out	119.7	48.734	93.4	52.893		2:29.136		3	<u>45.029</u>	124.3	<u>45.993</u>	<u>99.6</u>	Pit In		10:56.310	<u>184.3</u>
2	45.426	<u>124.9</u>	47.101	99.5	<u>52.339</u>		<u>2:24.866</u>	176.2	4								

22 Birchenhough-Dale (UK)									Austin Mini Cooper S								
lap	Sect-1	Speed	Sect-2	Speed	Sect-3	Speed	lap time	Top Speed	lap	Sect-1	Speed	Sect-2	Speed	Sect-3	Speed	lap time	Top Speed
1	Pit Out	102.0	55.556	80.2	Pit In		3:00.064		8	48.985	117.3	48.116	87.0	53.844		2:30.945	178.2
2	Pit Out	120.9	53.456	76.2	1:00.125		4:11.455		9	46.701	<u>130.6</u>	46.952	90.3	52.514		2:26.167	<u>179.1</u>
3	48.798	120.3	50.265	89.3	57.217		2:36.280	168.8	10	44.850	124.0	<u>46.521</u>	91.8	<u>51.859</u>		<u>2:23.230</u>	175.3
4	47.909	118.3	50.951	<u>93.2</u>	56.423		2:35.283	173.6	11	<u>44.218</u>	126.0	47.050	93.0	52.179		2:23.447	178.5
5	47.803	125.0	1:00.413	76.3	Pit In		3:06.571	168.2	12	45.339	120.3	49.063	73.3	Pit In		2:43.940	176.8
6	Pit Out	111.6	51.690	90.4	56.444		5:08.937		13	Pit Out	121.3	47.822	92.6	51.879		3:30.637	
7	45.622	121.2	48.577	86.3	55.622		2:29.827	178.2	14								



ALGARVE CLASSIC FESTIVAL 2019

Autódromo Internacional do Algarve

HISTORIC ENDURANCE

31 October - 3 November 2019

Laps and Sector Times - Qualifying

Autodromo Internacional Algarve - 4652 mtr.

23 Vincent Tourneau(FR)								Porsche 356									
lap	Sect-1	Speed	Sect-2	Speed	Sect-3	Speed	lap time	Top Speed	lap	Sect-1	Speed	Sect-2	Speed	Sect-3	Speed	lap time	Top Speed
1	Pit Out	99.4	59.683	79.0	1:03.698		2:55.050		8	53.829	99.8	57.284	80.2	1:01.853		2:52.966	162.2
2	57.260	<u>112.1</u>	57.228	80.4	1:03.647		2:58.135	138.3	9	56.553	97.0	55.816	<u>82.9</u>	1:05.402		2:57.771	149.6
3	53.659	98.5	56.391	71.1	1:01.313		2:51.363	<u>166.7</u>	10	54.978	100.3	58.374	82.2	1:02.290		2:55.642	147.5
4	53.778	97.0	56.595	73.2	1:04.061		2:54.434	164.6	11	<u>53.107</u>	<u>112.1</u>	<u>54.537</u>	80.9	1:03.230		2:50.874	150.8
5	53.393	99.6	55.433	80.4	<u>1:00.050</u>		<u>2:48.876</u>	150.4	12	57.509	110.1	58.688	70.8	1:03.371		2:59.568	134.2
6	58.209	95.2	57.050	71.0	1:05.104		3:00.363	126.6	13	55.813	104.7	56.478	76.4	1:02.351		2:54.642	136.0
7	54.476	107.0	54.884	81.7	1:03.445		2:52.805	163.1	14	53.506	109.0	55.931	77.8	1:01.557		2:50.994	158.1

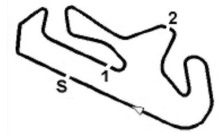
41 Pochciol-Pochciol(UK)								Ford Capri									
lap	Sect-1	Speed	Sect-2	Speed	Sect-3	Speed	lap time	Top Speed	lap	Sect-1	Speed	Sect-2	Speed	Sect-3	Speed	lap time	Top Speed
1	Pit Out	92.1	50.573	88.2	53.362		2:34.216		9	43.464	136.7	<u>44.179</u>	93.5	Pit In		2:25.089	210.9
2	43.100	116.9	48.851	<u>95.8</u>	Pit In		2:30.181	208.5	10	Pit Out	124.4	49.268	90.8	54.718		4:12.739	
3	Pit Out	121.1	46.926	87.7	50.746		3:37.951		11	45.841	127.8	48.574	90.7	54.709		2:29.124	192.9
4	42.867	130.0	45.680	81.2	50.640		2:19.187	204.2	12	44.936	128.6	47.372	88.6	52.913		2:25.221	196.0
5	42.301	118.6	46.391	82.5	50.110		2:18.802	<u>211.4</u>	13	45.277	121.6	47.395	90.6	52.208		2:24.880	186.2
6	42.827	134.7	52.425	76.3	Pit In		2:55.447	210.1	14	43.718	122.9	46.869	87.2	52.257		2:22.844	207.3
7	Pit Out	128.0	45.010	93.0	<u>50.037</u>		4:17.790		15	42.992	<u>144.6</u>	46.510	89.3	52.549		2:22.051	197.1
8	<u>42.170</u>	128.1	45.358	92.9	50.560		<u>2:18.088</u>	208.1	16								

48 Ferreira-Carvalho(PT)								Ford Escort RS 1600									
lap	Sect-1	Speed	Sect-2	Speed	Sect-3	Speed	lap time	Top Speed	lap	Sect-1	Speed	Sect-2	Speed	Sect-3	Speed	lap time	Top Speed
1	Pit Out	121.1	43.342	96.7	49.080		2:14.803		7	44.591	130.4	44.543	91.8	50.679		2:19.813	197.4
2	40.864	144.2	43.573	98.0	48.429		2:12.866	203.4	8	44.631	130.8	46.281	86.7	Pit In		2:31.935	193.5
3	41.275	144.4	<u>41.713</u>	<u>105.7</u>	48.416		<u>2:11.404</u>	<u>203.8</u>	9	Pit Out	125.0	44.875	93.3	50.132		3:33.358	
4	<u>40.659</u>	<u>151.5</u>	43.800	87.2	<u>47.683</u>		2:12.142	201.5	10	43.528	125.4	44.859	90.9	49.719		2:18.106	193.9
5	41.217	142.7	43.493	90.9	Pit In		2:30.782	199.6	11	42.386	130.6	45.787	94.3	50.971		2:19.144	192.2
6	Pit Out	122.0	47.155	90.5	50.412		6:46.829		12	42.776	131.5	44.236	89.2	49.147		2:16.159	194.6

51 Santos-Santos(PT)								Alfa Romeo GTAm									
lap	Sect-1	Speed	Sect-2	Speed	Sect-3	Speed	lap time	Top Speed	lap	Sect-1	Speed	Sect-2	Speed	Sect-3	Speed	lap time	Top Speed
1	Pit Out	89.1	54.163	87.2	56.080		2:43.738		8	50.445	102.3	55.044	86.0	59.650		2:45.139	146.3
2	45.567	123.0	47.104	97.0	51.465		2:24.136	182.4	9	48.777	118.2	50.451	85.9	54.752		2:33.980	178.5
3	44.597	134.2	46.592	89.7	52.024		2:23.213	<u>191.5</u>	10	46.479	123.0	49.736	82.9	55.681		2:31.896	178.5
4	44.541	137.2	<u>46.006</u>	<u>106.0</u>	<u>51.456</u>		<u>2:22.003</u>	188.5	11	47.801	117.8	49.035	89.4	53.427		2:30.263	174.5
5	<u>44.313</u>	132.4	46.430	94.0	52.828		2:23.571	189.1	12	46.284	112.1	48.855	82.1	52.748		2:27.887	175.6
6	45.685	<u>137.8</u>	46.343	98.7	Pit In		2:39.312	187.2	13	44.692	131.7	47.425	88.5	Pit In		2:38.023	182.4
7	Pit Out	91.4	1:00.583	78.5	1:01.778		5:55.739		14	Pit Out	130.0	48.517	92.6	52.897		3:27.570	

52 Sautter-Newall(DE/UK)								Jaguar E-Type									
lap	Sect-1	Speed	Sect-2	Speed	Sect-3	Speed	lap time	Top Speed	lap	Sect-1	Speed	Sect-2	Speed	Sect-3	Speed	lap time	Top Speed
1	Pit Out	111.0	48.314	94.2	52.368		2:24.647		10	39.359	137.9	42.464	78.6	47.762		2:09.585	217.7
2	43.186	125.7	45.319	94.6	49.741		2:18.246	190.8	11	42.366	145.4	42.855	92.3	47.990		2:13.211	214.3
3	44.119	113.8	45.345	92.4	51.057		2:20.521	199.3	12	39.595	142.1	42.224	89.0	47.720		2:09.539	216.4
4	42.437	125.9	46.083	83.5	50.381		2:18.901	190.1	13	40.139	137.6	42.175	90.1	48.158		2:10.472	220.0
5	42.317	137.9	46.864	85.6	50.873		2:20.054	194.9	14	39.358	144.2	42.385	<u>103.2</u>	48.100		2:09.843	<u>221.3</u>
6	42.333	129.5	45.221	85.0	50.120		2:17.674	194.2	15	41.126	141.5	41.903	95.2	48.163		2:11.192	218.6
7	47.996	96.4	55.140	76.6	Pit In		2:52.853	193.9	16	<u>39.241</u>	142.1	<u>41.253</u>	91.5	47.905		<u>2:08.399</u>	219.1
8	Pit Out	136.7	42.596	90.0	<u>47.557</u>		3:57.592		17	39.255	<u>146.5</u>	41.778	87.8	47.704		2:08.737	218.2
9	39.987	135.3	41.761	97.3	48.095		2:09.843	220.9	18								

58 Antonio Gutierrez(ESP)								Porsche 2.5 ST									
lap	Sect-1	Speed	Sect-2	Speed	Sect-3	Speed	lap time	Top Speed	lap	Sect-1	Speed	Sect-2	Speed	Sect-3	Speed	lap time	Top Speed
1	Pit Out	115.3	47.523	91.4	51.461		2:23.337		9	44.397	135.2	45.234	95.0	52.292		2:21.923	188.5
2	42.710	130.3	44.433	100.0	<u>49.397</u>		2:16.540	<u>204.2</u>	10	44.756	137.4	47.526	90.0	50.851		2:23.133	201.5
3	<u>42.037</u>	130.0	<u>44.144</u>	99.9	49.492		<u>2:15.673</u>	200.7	11	43.837	<u>139.4</u>	45.737	86.3	51.276		2:20.850	197.1
4	43.594	130.0	46.618	82.6	Pit In		2:32.622	190.5	12	43.077	137.9	45.925	86.4	51.003		2:20.005	200.0
5	Pit Out	115.9	46.844	<u>100.7</u>	54.406		4:50.036		13	44.200	131.4	45.786	97.1	52.388		2:22.374	198.5



ALGARVE CLASSIC FESTIVAL 2019

Autódromo Internacional do Algarve

HISTORIC ENDURANCE

31 October - 3 November 2019

Laps and Sector Times - Qualifying

Autodromo Internacional Algarve - 4652 mtr.

6	56.642	100.6	56.769	80.8	56.183	2:49.594	162.9	14	43.173	137.9	47.146	88.4	51.027	2:21.346	195.7
7	43.918	131.9	45.514	99.0	50.916	2:20.348	194.9	15	43.210	137.4	45.876	90.2	51.133	2:20.219	195.3
8	43.995	131.9	45.709	92.9	51.703	2:21.407	196.7	16	44.089	135.8	45.757	92.0	50.834	2:20.680	184.6

59 Hutson-Monk (UK)								Porsche 911 SWB									
lap	Sect-1	Speed	Sect-2	Speed	Sect-3	Speed	lap time	Top Speed	lap	Sect-1	Speed	Sect-2	Speed	Sect-3	Speed	lap time	Top Speed
1	Pit Out	120.1	48.094	83.1	53.255		2:26.377		9	48.222	131.9	49.166	91.7	54.293		2:31.681	181.5
2	45.483	129.0	47.034	88.5	<u>53.088</u>		<u>2:25.605</u>	181.5	10	47.946	129.5	49.750	94.0	53.674		2:31.370	184.3
3	45.800	123.3	48.642	86.5	53.794		2:28.236	182.4	11	46.509	132.5	49.407	89.3	54.748		2:30.664	170.3
4	45.807	125.4	48.136	85.5	53.190		2:27.133	183.7	12	46.471	133.2	48.601	92.4	54.356		2:29.428	181.8
5	45.379	131.5	48.168	81.8	53.962		2:27.509	<u>184.9</u>	13	46.352	131.9	48.313	89.0	53.427		2:28.092	181.8
6	<u>44.574</u>	<u>134.7</u>	<u>46.537</u>	87.7	Pit In		2:37.975	184.3	14	46.028	134.3	48.307	88.0	53.911		2:28.246	183.4
7	Pit Out	131.2	49.902	<u>100.6</u>	58.445		6:07.239		15	46.793	132.4	49.311	90.1	53.895		2:29.999	180.0
8	46.529	121.2	49.359	89.3	55.997		2:31.885	180.6	16								

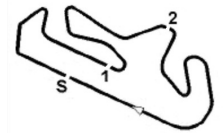
60 Bastos Rezende-Pais do Amaral (PT)								Porsche 911 3.0 RS									
lap	Sect-1	Speed	Sect-2	Speed	Sect-3	Speed	lap time	Top Speed	lap	Sect-1	Speed	Sect-2	Speed	Sect-3	Speed	lap time	Top Speed
1	Pit Out	131.7	43.246	<u>106.9</u>	48.313		2:11.482		9	40.616	138.5	41.914	103.4	47.982		2:10.512	216.0
2	39.656	147.3	41.477	102.6	48.098		2:09.231	213.9	10	40.040	146.5	43.089	95.3	48.946		2:12.075	218.2
3	<u>39.223</u>	<u>151.0</u>	<u>41.201</u>	106.7	<u>47.458</u>		<u>2:07.882</u>	220.4	11	40.613	139.5	41.952	100.0	49.003		2:11.568	213.9
4	58.488	140.3	42.247	100.5	48.202		42.247	<u>222.2</u>	12	41.032	144.2	44.010	99.8	48.391		2:13.433	214.7
5	40.059	150.4	42.099	100.7	48.595		2:10.753	212.6	13	39.644	146.9	41.508	104.8	48.079		2:09.231	221.3
6	40.259	145.7	43.179	96.3	48.628		2:12.066	217.3	14	39.957	142.3	42.434	87.4	48.371		2:10.762	220.9
7	39.403	<u>151.0</u>	44.116	84.4	Pit In		2:38.361	219.1	15	42.717	142.5	44.365	96.4	Pit In		2:22.164	192.2
8	Pit Out	131.1	43.993	103.2	49.919		4:14.113		16								

68 Guimarães-Melo (PT)								Lotus Elan									
lap	Sect-1	Speed	Sect-2	Speed	Sect-3	Speed	lap time	Top Speed	lap	Sect-1	Speed	Sect-2	Speed	Sect-3	Speed	lap time	Top Speed
1	Pit Out	118.6	47.435	83.6	51.735		2:22.152		7	42.914	130.1	44.965	91.8	51.466		2:19.345	210.5
2	42.829	139.9	46.409	89.6	<u>48.797</u>		2:18.035	217.3	8	44.925	135.2	45.406	92.0	53.210		2:23.541	208.9
3	<u>41.422</u>	136.7	<u>43.544</u>	93.5	48.951		<u>2:13.917</u>	<u>219.1</u>	9	47.234	133.2	46.794	92.2	52.099		2:26.127	208.5
4	41.900	<u>145.4</u>	44.605	85.4	Pit In		2:31.320	208.9	10	43.109	141.0	46.682	95.4	52.940		2:22.731	209.7
5	Pit Out	117.9	47.157	81.6	53.709		7:11.818		11	42.928	136.4	45.123	95.6	53.381		2:21.432	205.3
6	47.614	121.2	47.489	<u>96.2</u>	52.270		2:27.373	210.1	12	49.222	93.3	54.382	85.3	Pit In		3:01.007	183.1

75 Sena Brizido-Pina Cardoso (PT)								Porsche 911 3.0 RS									
lap	Sect-1	Speed	Sect-2	Speed	Sect-3	Speed	lap time	Top Speed	lap	Sect-1	Speed	Sect-2	Speed	Sect-3	Speed	lap time	Top Speed
1	Pit Out	99.5	49.250	93.2	52.559		2:33.792		9	45.488	134.5	43.944	90.9	48.673		2:18.105	212.2
2	47.672	119.5	48.440	82.1	56.277		2:32.389	177.3	10	41.824	142.7	42.790	97.6	48.514		2:13.128	216.4
3	45.654	146.3	46.154	<u>104.4</u>	52.772		2:24.580	197.8	11	40.756	132.4	43.193	97.6	48.419		2:12.368	212.6
4	44.052	137.1	45.785	91.4	53.138		2:22.975	197.4	12	40.816	142.7	42.951	101.0	<u>47.692</u>		2:11.459	217.3
5	43.676	130.4	44.515	94.2	51.445		2:19.636	205.3	13	45.718	124.3	46.691	94.8	Pit In		2:34.667	211.4
6	43.440	138.6	44.677	96.3	58.802		2:26.919	200.4	14	Pit Out	117.9	43.836	103.1	48.569		3:55.413	
7	1:00.071	56.0	1:03.507	96.5	Pit In		3:01.953	137.6	15	<u>40.212</u>	<u>153.2</u>	<u>42.535</u>	95.5	48.067		<u>2:10.814</u>	<u>220.4</u>
8	Pit Out	134.2	44.379	92.6	49.921		5:13.225		16								

80 Fernando Soares (PT)								Porsche 911 3.0 RS									
lap	Sect-1	Speed	Sect-2	Speed	Sect-3	Speed	lap time	Top Speed	lap	Sect-1	Speed	Sect-2	Speed	Sect-3	Speed	lap time	Top Speed
1	Pit Out	113.2	46.052	85.4	50.876		2:20.420		7	45.230	85.1	52.594	68.4	Pit In		2:49.933	210.9
2	42.111	132.2	43.507	95.3	48.647		2:14.265	208.1	8	Pit Out	126.5	44.294	96.8	49.178		5:45.051	
3	41.566	126.2	43.078	<u>99.6</u>	48.528		2:13.172	213.4	9	41.261	<u>154.1</u>	<u>42.394</u>	97.3	<u>48.198</u>		<u>2:11.853</u>	208.1
4	<u>40.557</u>	144.4	49.713	99.3	1:03.219		2:33.489	212.6	10	44.266	149.4	43.325	96.9	49.309		2:16.900	<u>215.1</u>
5	44.589	127.8	46.247	95.5	49.256		2:20.092	203.8	11	41.404	137.6	45.576	94.2	Pit In		2:25.121	213.4
6	41.509	126.9	44.081	99.2	50.211		2:15.801	211.4	12								

83 Duarte-Silva Jesus (PT)								Porsche 911 3.0 RS									
lap	Sect-1	Speed	Sect-2	Speed	Sect-3	Speed	lap time	Top Speed	lap	Sect-1	Speed	Sect-2	Speed	Sect-3	Speed	lap time	Top Speed
1	Pit Out	114.2	46.858	82.9	52.731		2:22.991		9	44.051	122.6	46.290	<u>95.0</u>	51.975		2:22.316	203.8
2	43.641	137.6	45.486	82.9	52.333		2:21.460	203.8	10	44.166	126.9	45.901	93.3	52.007		2:22.074	205.7


ALGARVE CLASSIC FESTIVAL 2019

Autódromo Internacional do Algarve

HISTORIC ENDURANCE

31 October - 3 November 2019

Laps and Sector Times - Qualifying

Autodromo Internacional Algarve - 4652 mtr.

3	44.270	127.4	46.277	80.2	53.115	2:23.662	193.9	11	44.055	134.2	46.354	93.3	52.091	2:22.500	205.7
4	44.492	130.1	47.051	78.8	52.215	2:23.758	200.4	12	44.497	129.2	49.031	83.8	52.910	2:26.438	202.2
5	43.108	138.5	45.390	85.0	Pit In	2:26.467	203.8	13	43.628	137.1	45.764	91.4	52.409	2:21.801	198.9
6	Pit Out	136.2	47.626	86.0	1:08.707	4:32.078		14	<u>42.850</u>	128.7	46.364	79.8	52.012	2:21.226	204.9
7	49.722	114.6	47.408	87.4	51.729	2:28.859	138.8	15	42.896	<u>150.6</u>	45.090	89.9	50.955	2:18.941	200.7
8	44.171	136.0	46.330	89.3	51.932	2:22.433	203.0	16	42.936	139.9	<u>44.862</u>	94.8	<u>50.694</u>	<u>2:18.492</u>	<u>207.3</u>

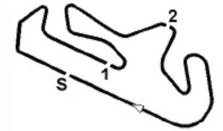
85 Carlos Zorrilla-Moreno(ESP)								Porsche 911 3.0 RS									
lap	Sect-1	Speed	Sect-2	Speed	Sect-3	Speed	lap time	Top Speed	lap	Sect-1	Speed	Sect-2	Speed	Sect-3	Speed	lap time	Top Speed
1	Pit Out	95.9	54.798	80.7	1:00.528		2:48.562		9	43.231	144.4	46.148	91.0	Pit In		2:35.778	198.2
2	49.439	125.4	47.398	92.6	53.101	2:29.938	163.9	10	Pit Out	140.4	48.772	95.7	48.612			4:01.913	
3	45.222	123.4	48.187	92.9	52.642	2:26.051	188.2	11	41.409	147.9	43.705	100.0	48.362			2:13.476	212.6
4	46.209	131.4	47.155	91.1	52.617	2:25.981	179.7	12	41.262	150.4	42.174	<u>105.1</u>	48.787			2:12.223	<u>216.4</u>
5	45.024	124.6	46.049	95.7	52.293	2:23.366	188.8	13	40.439	<u>150.8</u>	43.021	96.8	<u>47.989</u>			2:11.449	214.3
6	44.419	123.3	46.300	89.1	56.445	2:27.164	186.2	14	40.707	146.9	43.842	99.7	48.343			2:12.892	215.6
7	1:05.010	64.7	1:01.259	87.4	51.548	2:57.817	159.5	15	40.696	145.7	42.460	95.0	48.278			2:11.434	216.0
8	44.182	132.4	44.850	93.6	52.023	2:21.055	200.0	16	<u>40.366</u>	147.3	<u>42.172</u>	95.4	48.221			<u>2:10.759</u>	212.2

88 Richard McAlpine(ESP)								McLaren M1B									
lap	Sect-1	Speed	Sect-2	Speed	Sect-3	Speed	lap time	Top Speed	lap	Sect-1	Speed	Sect-2	Speed	Sect-3	Speed	lap time	Top Speed
1	Pit Out	96.4	49.586	83.4	52.308		2:26.107		7	38.553	138.8	40.982	90.9	46.765		2:06.300	236.3
2	45.272	109.6	43.643	93.1	48.319	2:17.234	189.5	8	38.479	137.1	41.561	89.4	47.280			2:07.320	<u>246.6</u>
3	40.058	130.4	Pit In		Pit In	8:56.101	196.0	9	38.342	<u>145.7</u>	40.742	99.1	46.503			2:05.587	233.8
4	Pit Out	114.6	44.064	93.1	47.813	9:09.308		10	38.260	144.6	41.156	83.6	46.692			2:06.108	245.5
5	42.269	118.6	42.318	87.6	46.763	2:11.350	240.5	11	42.039	120.0	44.931	<u>99.9</u>	Pit In			2:32.721	220.4
6	<u>37.970</u>	140.6	<u>40.599</u>	88.7	<u>46.487</u>	<u>2:05.056</u>	243.2	12									

92 Thomas-Lockie(UK)								Ford Falcon									
lap	Sect-1	Speed	Sect-2	Speed	Sect-3	Speed	lap time	Top Speed	lap	Sect-1	Speed	Sect-2	Speed	Sect-3	Speed	lap time	Top Speed
1	Pit Out	130.6	44.997	91.3	50.403		2:19.437		9	43.392	<u>144.0</u>	48.099	89.1	53.039		2:24.530	206.1
2	42.934	127.5	<u>43.722</u>	96.9	<u>50.138</u>	2:16.794	209.7	10	44.583	117.5	48.027	86.5	54.846			2:27.456	184.6
3	<u>41.831</u>	133.7	46.019	95.7	50.753	2:18.603	<u>226.4</u>	11	44.800	121.3	46.621	88.7	53.626			2:25.047	181.8
4	42.987	134.7	44.202	101.0	51.001	2:18.190	211.4	12	43.760	125.0	47.245	87.7	54.146			2:25.151	213.4
5	42.745	134.5	44.046	96.9	50.525	2:17.316	220.4	13	44.959	122.6	47.792	86.5	53.866			2:26.617	194.9
6	42.938	132.8	43.875	<u>103.3</u>	50.295	<u>2:17.108</u>	216.9	14	45.204	110.2	47.824	85.6	54.493			2:27.521	185.2
7	45.155	91.4	53.013	68.1	Pit In	2:47.994	220.0	15	45.560	115.5	48.109	81.9	54.178			2:27.847	187.2
8	Pit Out	121.9	49.006	91.5	53.895	5:49.012		16	44.095	129.3	47.601	87.6	54.320			2:26.016	200.0

101 Uiterwaal-Zwart(NL/SE)								Mustang MK1									
lap	Sect-1	Speed	Sect-2	Speed	Sect-3	Speed	lap time	Top Speed	lap	Sect-1	Speed	Sect-2	Speed	Sect-3	Speed	lap time	Top Speed
1	Pit Out	99.5	53.112	88.9	57.041		2:39.127		8	<u>43.567</u>	119.5	<u>46.233</u>	88.1	54.734		2:24.534	<u>196.4</u>
2	51.772	100.2	48.651	<u>101.5</u>	56.788	2:37.211	163.9	9	44.338	109.8	47.910	96.8	53.682			2:25.930	188.8
3	46.211	122.3	47.727	98.1	53.507	2:27.445	179.4	10	44.940	118.9	48.444	93.4	52.680			2:26.064	183.4
4	44.526	118.4	47.056	95.7	<u>52.555</u>	<u>2:24.137</u>	184.9	11	45.573	<u>126.6</u>	46.489	94.9	Pit In			2:38.857	186.2
5	45.190	119.1	48.060	83.1	55.232	2:28.482	175.0	12	Pit Out	103.2	51.716	83.0	56.763			5:41.115	
6	45.689	112.1	49.102	97.0	Pit In	2:48.632	170.3	13	52.093	93.3	52.398	85.2	57.627			2:42.118	153.2
7	Pit Out	126.5	46.377	98.1	53.309	4:38.301		14	50.833	103.4	49.910	89.8	59.133			2:39.876	154.3

104 Luis Gama Rocha(PT)								Ford Cortina Lotus MK1									
lap	Sect-1	Speed	Sect-2	Speed	Sect-3	Speed	lap time	Top Speed	lap	Sect-1	Speed	Sect-2	Speed	Sect-3	Speed	lap time	Top Speed
1	Pit Out	90.6	57.726	70.2	59.801		2:50.008		9	46.659	135.0	47.864	83.0	54.536		2:29.059	188.5
2	46.935	121.3	50.222	83.8	58.040	2:35.197	178.2	10	45.772	127.8	47.849	92.8	<u>53.789</u>			<u>2:27.410</u>	188.8
3	48.977	115.4	50.801	85.4	56.629	2:36.407	180.0	11	46.010	<u>140.3</u>	47.927	88.8	54.788			2:28.725	182.1
4	46.819	127.8	49.571	84.9	56.309	2:32.699	178.8	12	<u>44.833</u>	<u>130.8</u>	<u>47.701</u>	<u>93.2</u>	55.462			2:27.996	185.9
5	46.145	130.8	49.705	80.2	Pit In	2:45.707	184.9	13	45.552	136.5	48.889	84.9	54.855			2:29.296	178.5
6	Pit Out	58.3	1:04.491	92.7	57.195	4:38.791		14	45.333	131.7	48.046	83.1	56.184			2:29.563	188.2
7	46.360	123.6	48.596	90.2	55.925	2:30.881	188.5	15	45.329	129.8	48.562	82.1	54.627			2:28.518	188.2
8	45.540	132.7	51.432	88.2	55.982	2:32.954	<u>189.1</u>	16									



ALGARVE CLASSIC FESTIVAL 2019

Autódromo Internacional do Algarve

HISTORIC ENDURANCE

31 October - 3 November 2019

Laps and Sector Times - Qualifying

Autodromo Internacional Algarve - 4652 mtr.

105 Filipe Nogueira-Cruz(PT)								Ford Escort MK1									
lap	Sect-1	Speed	Sect-2	Speed	Sect-3	Speed	lap time	Top Speed	lap	Sect-1	Speed	Sect-2	Speed	Sect-3	Speed	lap time	Top Speed
1	Pit Out	122.0	48.909	94.4	55.446		2:30.519		8	46.618	143.4	45.767	84.2	Pit In		2:34.213	174.8
2	43.899	140.3	<u>45.084</u>	94.7	52.288		<u>2:21.271</u>	198.9	9	Pit Out	118.0	48.544	80.4	55.748		3:56.901	
3	44.535	<u>159.8</u>	49.946	90.9	52.796		2:27.277	200.0	10	47.020	137.1	47.429	82.9	55.919		2:30.368	190.8
4	44.450	136.2	45.400	<u>99.0</u>	<u>51.868</u>		2:21.718	186.9	11	45.363	142.7	47.022	75.9	53.566		2:25.951	190.5
5	43.403	132.4	45.767	83.6	52.324		2:21.494	<u>201.9</u>	12	44.540	145.0	45.669	90.0	53.765		2:23.974	194.2
6	<u>43.263</u>	141.4	46.017	94.2	58.109		2:27.389	197.8	13	44.503	145.6	46.006	89.5	53.627		2:24.136	197.8
7	57.546	57.7	1:02.613	94.1	53.407		2:53.566	152.8	14	44.371	149.2	46.565	81.6	Pit In		<u>2:46.313</u>	194.2

109 Oldendorff-Troullier (DE)								Alfa Romeo GTAm									
lap	Sect-1	Speed	Sect-2	Speed	Sect-3	Speed	lap time	Top Speed	lap	Sect-1	Speed	Sect-2	Speed	Sect-3	Speed	lap time	Top Speed
1	Pit Out	112.6	48.471	87.9	52.616		2:27.927		7	42.790	134.5	<u>45.139</u>	83.3	50.355		<u>2:18.284</u>	177.9
2	46.493	119.6	47.430	<u>99.4</u>	51.105		2:25.028	177.6	8	57.032	80.5	1:01.172	69.5	Pit In		3:05.495	135.3
3	44.356	<u>140.1</u>	46.918	90.2	51.783		2:23.057	<u>189.5</u>	9	Pit Out	119.9	46.461	92.3	55.624		4:51.503	
4	47.879	118.9	48.064	81.0	Pit In		2:40.829	168.5	10	47.627	102.9	48.093	86.3	52.430		2:28.150	168.2
5	Pit Out	70.4	59.119	89.1	52.394		<u>7:22.937</u>		11	44.997	133.3	46.210	88.0	Pit In		2:31.915	172.5
6	43.119	132.4	45.292	91.7	<u>50.355</u>		2:18.766	178.5	12								

116 Silva-Velez-Grilo(PT)								MGB									
lap	Sect-1	Speed	Sect-2	Speed	Sect-3	Speed	lap time	Top Speed	lap	Sect-1	Speed	Sect-2	Speed	Sect-3	Speed	lap time	Top Speed
1	Pit Out	110.0	49.168	92.4	53.527		2:28.729		6	Pit Out	109.5	52.113	87.2	57.588		3:57.500	
2	14:08.151	106.6	48.954	93.8	53.950		15:51.055	<u>173.6</u>	7	49.903	108.4	55.644	89.6	58.387		2:43.934	170.3
3	<u>45.888</u>	121.9	48.123	92.3	53.127		<u>2:27.138</u>	173.4	8	51.006	111.6	51.467	83.8	55.613		2:38.086	172.5
4	46.385	<u>129.0</u>	<u>47.533</u>	86.1	<u>52.625</u>		2:26.543	172.2	9	50.082	113.0	53.214	86.0	55.057		2:38.353	150.4
5	48.410	115.6	50.365	<u>96.2</u>	Pit In		<u>2:40.562</u>	172.0	10	51.744	113.3	51.564	90.0	55.592		2:38.900	158.1

119 Tice-Conoley(UK)								Marcos 1800 GTS									
lap	Sect-1	Speed	Sect-2	Speed	Sect-3	Speed	lap time	Top Speed	lap	Sect-1	Speed	Sect-2	Speed	Sect-3	Speed	lap time	Top Speed
1	Pit Out	115.8	46.617	87.9	50.954		2:23.210		8	Pit Out	122.0	46.553	89.9	52.830		4:43.274	
2	45.079	115.1	45.530	94.6	49.940		2:20.549	188.5	9	43.786	122.9	44.715	95.2	51.127		2:19.628	186.5
3	42.047	127.5	44.515	95.3	<u>49.438</u>		2:16.000	196.0	10	43.931	129.3	45.253	88.5	50.151		2:19.335	203.4
4	43.707	<u>133.5</u>	46.566	96.8	49.655		2:19.928	198.9	11	43.174	129.2	45.125	86.3	50.057		2:18.356	202.6
5	<u>41.698</u>	<u>133.5</u>	<u>44.337</u>	<u>100.6</u>	49.498		<u>2:15.533</u>	201.1	12	42.045	132.4	45.115	88.5	49.738		2:16.898	<u>204.5</u>
6	42.710	131.4	45.949	90.8	50.076		2:18.735	198.9	13	48.898	107.0	58.403	89.6	Pit In		3:02.083	<u>204.5</u>
7	44.824	86.7	53.198	71.7	Pit In		<u>2:50.307</u>	<u>204.5</u>	14								

131 Luis Sousa Ribeiro(PT)								BMW 2800GS									
lap	Sect-1	Speed	Sect-2	Speed	Sect-3	Speed	lap time	Top Speed	lap	Sect-1	Speed	Sect-2	Speed	Sect-3	Speed	lap time	Top Speed
1	Pit Out		53.171	87.6	54.404		2:34.805		8	<u>41.616</u>	144.2	<u>44.058</u>	103.6	50.618		2:16.292	<u>210.5</u>
2	45.563		48.569	98.5	51.288		2:25.420	172.8	9	42.355	141.5	44.513	100.7	50.457		2:17.325	200.4
3	51.468		45.672	94.2	51.955		2:29.095	186.5	10	42.342	134.0	45.935	92.9	50.710		2:18.987	202.6
4	42.832	131.5	44.949	98.5	50.127		2:17.908	205.3	11	41.894	149.4	44.345	100.7	50.928		2:17.167	207.3
5	44.653	125.1	44.626	94.7	50.421		2:19.700	208.5	12	42.049	148.6	50.200	87.7	57.189		2:29.438	205.3
6	6:40.202		44.430	91.0	50.737		8:15.369	204.5	13	48.255	91.8	50.878	96.0	51.931		2:31.064	202.2
7	42.882	143.4	44.336	102.7	50.664		2:17.882	199.6	14	41.765	<u>152.8</u>	44.444	102.0	<u>49.946</u>		<u>2:16.155</u>	208.1

155 Martinez-Fuster(ESP)								Porsche 911 3.0 RS									
lap	Sect-1	Speed	Sect-2	Speed	Sect-3	Speed	lap time	Top Speed	lap	Sect-1	Speed	Sect-2	Speed	Sect-3	Speed	lap time	Top Speed
1							2:11.344		2								

168 Gordon-Finburgh(UK)								Lotus Elite									
lap	Sect-1	Speed	Sect-2	Speed	Sect-3	Speed	lap time	Top Speed	lap	Sect-1	Speed	Sect-2	Speed	Sect-3	Speed	lap time	Top Speed
1	Pit Out	115.4	54.127	82.8	58.540		2:37.781		8	44.727	130.0	48.326	94.5	55.596		2:28.649	186.5
2	45.400	122.2	47.718	95.8	53.281		2:26.399	181.2	9	44.550	125.1	47.610	92.8	<u>52.510</u>		2:24.670	187.2
3	45.045	125.1	59.559	89.7	58.008		2:42.612	187.8	10	45.265	133.0	48.604	90.0	55.779		2:29.648	<u>189.1</u>
4	44.899	117.3	47.896	95.5	52.832		2:25.627	184.6	11	<u>44.527</u>	<u>138.8</u>	46.818	<u>101.3</u>	52.841		<u>2:24.186</u>	188.8
5	45.072	113.6	49.349	93.6	54.066		2:28.487	188.5	12	44.649	136.4	<u>46.782</u>	92.1	54.744		2:26.175	187.5

ALGARVE CLASSIC FESTIVAL 2019

Autódromo Internacional do Algarve

HISTORIC ENDURANCE

31 October - 3 November 2019

Laps and Sector Times - Qualifying

Autodromo Internacional Algarve - 4652 mtr.

6	46.474	123.0	51.991	79.5	1:08.354	2:46.819	187.8	13	48.160	128.3	47.756	91.4	55.021	2:30.937	171.2
7	52.287	125.6	47.605	94.4	52.896	2:32.788	144.2	14	49.080	107.8	52.706	84.7	Pit In	2:43.864	177.0

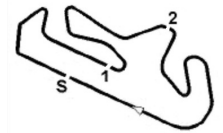
177 Hartogs-Nuthall(BR/UK)								Ford GT40									
lap	Sect-1	Speed	Sect-2	Speed	Sect-3	Speed	lap time	Top Speed	lap	Sect-1	Speed	Sect-2	Speed	Sect-3	Speed	lap time	Top Speed
1	Pit Out	100.4	49.194	86.0	52.322		2:30.146		9	43.455	116.4	46.369	104.9	Pit In		2:33.439	191.8
2	46.846	105.9	46.448	92.0	50.179		2:23.473	190.8	10	Pit Out	132.0	41.281	94.7	46.808		3:31.124	
3	41.313	132.4	44.547	84.3	49.787		2:15.647	206.1	11	38.849	129.2	41.332	90.3	47.392		2:07.573	208.9
4	43.115	132.2	43.558	86.4	48.063		2:14.736	188.2	12	40.686	123.9	41.075	92.9	46.650		2:08.411	196.0
5	40.714	131.5	43.478	95.3	48.321		2:12.513	226.4	13	38.520	133.5	40.585	91.7	46.973		2:06.078	212.6
6	41.815	126.9	43.580	98.8	48.637		2:14.032	198.9	14	38.224	142.7	41.477	97.2	45.798		2:05.499	210.5
7	45.295	108.2	47.570	88.7	54.379		2:27.244	164.6	15	40.308	138.3	42.347	91.9	Pit In		2:20.152	196.4
8	41.360	126.6	42.699	101.9	48.251		2:12.310	208.1	16								

182 Guess-Hilliard(UK)								Ginetta G10									
lap	Sect-1	Speed	Sect-2	Speed	Sect-3	Speed	lap time	Top Speed	lap	Sect-1	Speed	Sect-2	Speed	Sect-3	Speed	lap time	Top Speed
1	Pit Out	112.7	46.488	94.6	48.172		2:15.767		10	40.590	144.4	42.822	89.6	49.829		2:13.241	230.3
2	39.752	133.8	42.393	95.2	47.843		2:09.988	210.9	11	40.014	127.2	43.289	97.1	50.269		2:13.572	222.7
3	39.705	138.5	41.909	101.6	48.241		2:09.855	203.8	12	39.218	134.8	42.682	97.9	48.526		2:10.426	225.5
4	39.614	141.5	44.022	94.9	49.644		2:13.280	217.7	13	40.554	137.9	42.309	95.8	48.281		2:11.144	220.0
5	40.220	130.1	43.673	91.8	49.002		2:12.895	216.0	14	40.371	134.2	43.229	93.3	48.036		2:11.636	221.3
6	40.901	136.4	43.114	91.8	49.230		2:13.245	213.0	15	40.208	134.2	43.562	87.3	49.119		2:12.889	233.3
7	40.406	132.2	45.160	89.3	49.663		2:15.229	202.2	16	39.223	138.1	42.134	87.7	47.777		2:09.134	235.8
8	56.992	55.5	1:02.952	92.9	Pit In		2:59.406	133.5	17	41.329	127.5	43.826	87.9	49.670		2:14.825	205.7
9	Pit Out	132.7	43.346	97.8	48.516		3:34.274		18	40.025	140.1	43.097	88.7	53.188		2:16.310	224.1

192 Robert Frowein(DE)								Jaguar E-Type									
lap	Sect-1	Speed	Sect-2	Speed	Sect-3	Speed	lap time	Top Speed	lap	Sect-1	Speed	Sect-2	Speed	Sect-3	Speed	lap time	Top Speed
1	Pit Out	104.2	50.994	88.5	54.788		2:30.977		9	42.400	143.0	45.004	91.2	50.978		2:18.382	200.7
2	43.891	117.5	46.521	95.3	53.066		2:23.478	197.1	10	42.809	132.0	46.003	90.3	50.942		2:19.754	204.5
3	45.880	123.6	47.426	87.1	53.864		2:27.170	188.5	11	42.971	142.3	45.109	89.3	51.220		2:19.300	202.6
4	43.970	131.9	46.953	96.3	52.507		2:23.430	190.1	12	42.786	137.9	45.876	90.5	51.717		2:20.379	203.8
5	43.626	122.7	46.438	93.2	Pit In		2:30.573	196.7	13	42.486	143.6	44.952	98.9	50.921		2:18.359	206.5
6	Pit Out	71.8	59.292	90.8	51.863		4:59.387		14	42.522	134.3	45.452	93.9	51.119		2:19.093	205.7
7	42.982	129.2	45.601	93.3	51.073		2:19.656	192.9	15	42.882	148.4	44.887	96.4	50.791		2:18.560	206.1
8	42.667	142.5	45.266	93.8	51.376		2:19.309	200.4	16	43.459	144.0	45.014	98.2	50.811		2:19.284	207.3

216 Jorge Guimarães(PT)								Volvo 121									
lap	Sect-1	Speed	Sect-2	Speed	Sect-3	Speed	lap time	Top Speed	lap	Sect-1	Speed	Sect-2	Speed	Sect-3	Speed	lap time	Top Speed
1	Pit Out	84.4	52.287	91.4	57.159		2:36.520		8	46.624	126.3	48.594	93.2	55.517		2:30.735	188.2
2	47.984	110.2	49.447	104.8	57.888		2:35.319	172.5	9	46.861	125.1	48.468	91.3	54.533		2:29.862	185.2
3	47.108	115.3	50.730	89.0	56.158		2:33.996	179.4	10	46.637	133.2	49.990	90.0	55.150		2:31.777	180.6
4	48.018	125.6	50.450	97.3	55.561		2:34.029	173.6	11	46.267	126.9	49.652	88.6	56.211		2:32.130	188.8
5	47.074	127.4	49.186	94.6	55.331		2:31.591	180.3	12	46.760	128.4	48.736	87.7	54.554		2:30.050	186.2
6	46.952	119.1	53.605	77.7	1:07.726		2:48.283	184.0	13	47.337	116.4	48.742	89.3	54.205		2:30.284	187.8
7	5:05.675	126.9	49.441	91.4	55.314		6:50.430	132.5	14	46.498	112.3	49.197	85.7	55.269		2:30.964	189.1

220 Paulo Rompante(PT)								Alfa Romeo Giulia TI Super									
lap	Sect-1	Speed	Sect-2	Speed	Sect-3	Speed	lap time	Top Speed	lap	Sect-1	Speed	Sect-2	Speed	Sect-3	Speed	lap time	Top Speed
1	Pit Out	110.4	49.945	83.9	54.321		2:30.598		9	45.311	127.4	47.794	88.5	52.978		2:26.083	180.3
2	46.148	120.5	47.321	92.5	53.400		2:26.869	175.0	10	45.340	128.9	47.559	90.6	53.348		2:26.247	183.7
3	45.028	121.8	49.203	88.0	Pit In		2:41.454	181.5	11	45.431	121.6	47.849	87.4	52.219		2:25.499	183.1
4	Pit Out	120.7	48.196	89.1	53.667		3:49.347		12	45.124	121.8	48.081	87.8	53.235		2:26.440	184.3
5	45.583	115.8	47.933	91.1	53.443		2:26.959	178.2	13	45.950	116.4	48.459	85.7	52.705		2:27.114	179.7
6	47.715	116.0	49.742	81.6	55.061		2:32.518	158.6	14	44.994	123.1	47.428	87.6	52.745		2:25.167	181.5
7	46.843	129.2	47.780	89.3	52.883		2:27.506	162.2	15	45.381	125.4	47.842	88.6	52.888		2:26.111	180.9
8	45.273	122.2	48.441	87.9	53.499		2:27.213	179.1	16	45.480	123.4	47.162	87.7	52.466		2:25.108	183.1



ALGARVE CLASSIC FESTIVAL 2019

Autódromo Internacional do Algarve

HISTORIC ENDURANCE

31 October - 3 November 2019

Laps and Sector Times - Qualifying

Autodromo Internacional Algarve - 4652 mtr.

227 Carlos Barbot(PT)								Merlyn MK4									
lap	Sect-1	Speed	Sect-2	Speed	Sect-3	Speed	lap time	Top Speed	lap	Sect-1	Speed	Sect-2	Speed	Sect-3	Speed	lap time	Top Speed
1	Pit Out	121.8	48.768	89.6	Pit In		2:37.374		8	42.268	144.4	43.887	88.5	Pit In		2:24.658	206.1
2	Pit Out	142.1	45.259	90.7	50.170		5:36.177		9	Pit Out	142.9	44.206	86.7	49.765		5:12.024	
3	42.802	141.5	43.906	97.4	50.174		2:16.882	208.1	10	41.597	146.5	43.387	93.8	50.062		2:15.046	<u>210.9</u>
4	41.752	137.2	43.869	87.7	50.395		2:16.016	208.9	11	41.079	138.3	43.175	<u>97.9</u>	50.643		2:14.897	209.3
5	41.854	134.3	43.059	85.2	Pit In		2:32.839	207.3	12	41.148	143.6	42.360	92.8	49.816		2:13.324	210.5
6	Pit Out	132.4	44.183	97.5	50.800		5:47.555		13	41.442	141.4	<u>42.142</u>	97.6	<u>49.732</u>		<u>2:13.316</u>	210.1
7	<u>41.006</u>	139.0	44.676	89.0	50.631		2:16.313	205.7	14								

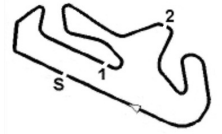
240 Michel Mora (FR)								Porsche 911 SWB									
lap	Sect-1	Speed	Sect-2	Speed	Sect-3	Speed	lap time	Top Speed	lap	Sect-1	Speed	Sect-2	Speed	Sect-3	Speed	lap time	Top Speed
1	Pit Out	109.1	51.751	86.7	55.820		2:32.938		8	45.546	125.9	47.732	90.0	54.315		2:27.593	196.7
2	3:24.352	113.9	49.490	97.6	56.586		5:10.428	184.6	9	45.223	124.3	47.242	95.7	53.421		2:25.886	185.6
3	49.514	113.9	49.813	99.4	54.372		2:33.699	169.0	10	48.335	112.3	49.887	96.3	Pit In		2:39.838	161.4
4	45.641	122.6	47.938	90.6	54.098		2:27.677	186.2	11	Pit Out	124.6	47.855	90.4	57.700		3:27.582	
5	45.045	126.9	48.698	94.8	Pit In		2:40.892	190.1	12	45.507	122.6	47.825	91.1	52.583		2:25.915	193.9
6	Pit Out	119.1	48.211	98.3	54.928		4:43.167		13	<u>44.862</u>	131.5	<u>46.592</u>	<u>100.3</u>	52.653		<u>2:24.107</u>	189.5
7	45.635	121.5	49.075	89.4	55.149		2:29.859	191.2	14	45.384	<u>132.8</u>	46.867	96.5	<u>52.254</u>		2:24.505	<u>200.7</u>

241 Rolner-Rolner(DK)								Porsche 911 SWB									
lap	Sect-1	Speed	Sect-2	Speed	Sect-3	Speed	lap time	Top Speed	lap	Sect-1	Speed	Sect-2	Speed	Sect-3	Speed	lap time	Top Speed
1	Pit Out	113.6	49.281	92.1	54.310		2:29.804		5	<u>44.151</u>	136.0	51.001	97.6	Pit In		2:40.861	198.5
2	45.993	<u>140.3</u>	47.127	88.6	53.211		2:26.331	192.9	6	Pit Out	139.5	49.532	101.0	53.951		7:23.378	
3	45.257	126.3	47.649	95.7	53.539		2:26.445	193.2	7	45.041	125.6	<u>46.436</u>	100.5	<u>52.374</u>		2:23.851	193.9
4	44.354	136.0	46.644	<u>101.1</u>	52.778		<u>2:23.776</u>	198.2	8								

243 Palle Pedersen(DK)								Ginetta G4									
lap	Sect-1	Speed	Sect-2	Speed	Sect-3	Speed	lap time	Top Speed	lap	Sect-1	Speed	Sect-2	Speed	Sect-3	Speed	lap time	Top Speed
1	Pit Out	102.1	50.903	<u>101.6</u>	55.048		2:30.412		4	51.457	104.4	57.713	80.1	1:01.445		2:50.615	183.1
2	45.416	148.6	46.760	95.7	<u>52.240</u>		2:24.416	179.4	5	45.457	135.0	46.926	100.6	52.689		<u>2:25.072</u>	184.0
3	45.568	122.6	47.289	94.6	53.969		2:26.826	185.6	6	<u>43.631</u>	<u>149.0</u>	<u>46.063</u>	91.9	Pit In		<u>2:46.925</u>	<u>190.8</u>

245 Thorkild Stamp(DK)								Porsche 904									
lap	Sect-1	Speed	Sect-2	Speed	Sect-3	Speed	lap time	Top Speed	lap	Sect-1	Speed	Sect-2	Speed	Sect-3	Speed	lap time	Top Speed
1	Pit Out	116.4	51.158	109.4	56.717		2:33.666		8	44.861	129.7	47.944	113.0	54.987		2:27.792	176.8
2	45.917	123.3	48.241	92.6	56.143		2:30.301	183.4	9	46.137	129.7	49.068	101.5	55.721		2:30.926	<u>196.4</u>
3	45.326	142.1	52.307	103.9	55.999		2:33.632	180.6	10	45.543	116.9	49.461	97.3	55.514		2:30.518	185.2
4	46.682	<u>146.3</u>	48.129	101.0	53.593		2:28.404	174.5	11	45.018	134.8	48.544	87.2	54.713		2:28.275	187.5
5	45.341	131.4	50.795	109.3	54.215		2:30.351	184.6	12	46.899	134.7	48.601	111.5	52.833		2:28.333	184.6
6	45.542	141.0	58.076	83.3	Pit In		3:01.045	180.6	13	44.620	119.2	48.233	100.5	<u>52.656</u>		2:25.509	189.1
7	Pit Out	108.9	49.706	105.2	55.111		5:50.031		14	<u>44.164</u>	136.4	<u>46.081</u>	<u>114.9</u>	52.991		<u>2:23.236</u>	189.5

250 Alexis Raoux(FR)								Porsche 911 2.3 ST									
lap	Sect-1	Speed	Sect-2	Speed	Sect-3	Speed	lap time	Top Speed	lap	Sect-1	Speed	Sect-2	Speed	Sect-3	Speed	lap time	Top Speed
1	Pit Out		50.448		54.665		2:32.931		10	42.768		44.530		50.420		2:17.718	
2	44.136		46.750		50.787		2:21.673		11	43.565		45.058		50.854		2:19.477	
3	45.904		46.506		51.533		2:23.943		12	44.177		45.064		<u>49.938</u>		2:19.179	
4	43.764		47.113		49.990		2:20.867		13	<u>42.277</u>		44.693		51.481		2:18.451	
5	43.910		46.036		50.365		2:20.311		14	42.836		44.782		51.905		2:19.523	
6	43.272		45.328		50.967		2:19.567		15	42.843		<u>44.404</u>		50.625		2:17.872	
7	50.455		47.993		52.440		2:30.888		16	42.710		45.282		51.227		2:19.219	
8	43.186		45.260		50.345		2:18.791		17	42.706		44.583		50.930		2:18.219	
9	43.432		44.766		50.989		2:19.187		18								



ALGARVE CLASSIC FESTIVAL 2019

Autódromo Internacional do Algarve

HISTORIC ENDURANCE

31 October - 3 November 2019

Laps and Sector Times - Qualifying

Autodromo Internacional Algarve - 4652 mtr.

317 Carvalhosa-daI Maso (PT)								Porsche 911 SWB									
lap	Sect-1	Speed	Sect-2	Speed	Sect-3	Speed	lap time	Top Speed	lap	Sect-1	Speed	Sect-2	Speed	Sect-3	Speed	lap time	Top Speed
1	Pit Out	99.4	52.079	92.1	56.718		2:38.949		9	47.295	119.5	49.061	<u>101.9</u>	54.657		2:31.013	177.0
2	47.803	127.7	48.904	99.5	54.864		2:31.571	171.7	10	47.794	130.6	47.592	97.2	54.267		2:29.653	178.2
3	46.644	133.8	48.947	95.2	55.625		2:31.216	177.3	11	<u>45.835</u>	141.7	47.741	98.5	54.457		2:28.033	175.9
4	47.151	137.6	49.113	88.2	54.714		2:30.978	177.3	12	47.096	141.9	48.663	98.9	53.844		2:29.603	177.0
5	46.935	139.9	49.571	82.6	54.258		2:30.764	177.9	13	46.268	137.1	49.378	89.5	54.291		2:29.937	175.6
6	46.592	138.8	50.029	82.0	1:08.995		2:45.616	178.2	14	46.075	<u>142.5</u>	<u>47.328</u>	100.4	<u>53.045</u>		<u>2:26.448</u>	173.6
7	53.676	128.3	48.605	94.3	Pit In		2:46.354	135.2	15	45.942	138.5	47.458	99.9	55.094		2:28.494	<u>179.1</u>
8	Pit Out	135.8	48.089	96.7	53.796		5:17.004		16								

327 Nunes-daI Maso (PT)								Porsche 911 SWB									
lap	Sect-1	Speed	Sect-2	Speed	Sect-3	Speed	lap time	Top Speed	lap	Sect-1	Speed	Sect-2	Speed	Sect-3	Speed	lap time	Top Speed
1	Pit Out	116.5	50.089	92.2	54.158		2:32.965		9	45.599	<u>143.8</u>	48.349	86.8	56.359		2:30.307	184.9
2	47.876	122.3	49.549	88.1	54.115		2:31.540	180.3	10	49.809	114.4	49.145	<u>93.1</u>	54.178		2:33.132	185.6
3	47.718	134.8	49.176	88.3	54.594		2:31.488	179.1	11	46.241	123.3	49.364	84.3	53.892		2:29.497	<u>186.2</u>
4	46.041	143.2	48.346	91.8	54.321		2:28.708	181.5	12	49.172	118.3	49.630	91.5	54.079		2:32.881	183.4
5	46.071	123.0	48.593	90.9	55.271		2:29.935	184.0	13	<u>45.574</u>	143.0	48.016	87.9	53.768		<u>2:27.358</u>	185.2
6	49.991	106.7	52.224	91.1	1:06.018		2:48.233	181.2	14	46.473	136.7	<u>47.869</u>	92.1	<u>53.751</u>		2:28.093	181.2
7	54.959	110.3	53.359	88.5	54.479		2:42.797	124.0	15	48.396	120.7	50.102	88.0	Pit In		<u>2:40.057</u>	176.5
8	48.259	100.7	50.359	92.2	55.242		2:33.860	182.1	16								

333 Matias-Cerqueira (PT)								Lotus Elan +2									
lap	Sect-1	Speed	Sect-2	Speed	Sect-3	Speed	lap time	Top Speed	lap	Sect-1	Speed	Sect-2	Speed	Sect-3	Speed	lap time	Top Speed
1	Pit Out	116.3	47.250	96.6	50.882		2:23.091		9	44.902	138.1	48.453	87.4	54.585		2:27.940	193.2
2	43.373	135.2	48.307	90.5	53.541		2:25.221	194.2	10	46.425	131.2	48.334	91.3	52.782		2:27.541	190.1
3	<u>43.161</u>	137.1	<u>44.504</u>	98.5	50.551		<u>2:18.216</u>	<u>194.9</u>	11	44.643	133.0	47.924	93.6	53.259		2:25.826	192.9
4	43.962	126.3	45.988	104.8	<u>49.502</u>		2:19.452	180.3	12	43.979	<u>151.3</u>	49.288	94.7	53.323		2:26.590	192.5
5	45.950	127.5	46.520	92.5	Pit In		2:31.594	150.2	13	45.601	135.5	48.523	87.2	52.475		2:26.599	189.5
6	Pit Out	118.0	49.249	<u>106.0</u>	53.240		6:03.404		14	45.723	120.5	49.025	87.9	53.546		2:28.294	192.5
7	1:11.260	126.3	49.741	99.0	52.715		2:53.716	189.8	15	45.013	139.7	55.259	93.4	54.419		2:34.691	188.8
8	44.665	129.5	50.423	86.6	53.550		2:28.638	190.5	16								

337 daI Maso-Carvalhosa (PT)								Porsche 2.5 ST									
lap	Sect-1	Speed	Sect-2	Speed	Sect-3	Speed	lap time	Top Speed	lap	Sect-1	Speed	Sect-2	Speed	Sect-3	Speed	lap time	Top Speed
1	Pit Out	115.0	50.963	72.1	55.507		2:32.790		8	46.346	129.3	47.513	90.8	52.005		2:25.864	179.7
2	44.516	134.0	46.521	91.9	56.046		2:27.083	173.9	9	44.083	138.3	46.730	90.8	52.232		2:23.045	190.8
3	45.027	131.9	45.974	98.7	50.872		2:21.873	195.7	10	44.683	<u>144.4</u>	46.199	93.1	52.333		2:23.215	188.5
4	<u>43.888</u>	144.2	<u>44.842</u>	<u>104.3</u>	50.817		<u>2:19.547</u>	<u>196.4</u>	11	44.372	134.7	45.708	94.5	53.487		2:23.567	185.6
5	44.237	136.9	45.550	100.1	<u>50.661</u>		2:20.448	195.7	12	44.014	139.5	46.162	95.4	51.764		2:21.940	184.9
6	49.095	109.6	58.612	74.5	Pit In		2:57.904	<u>196.4</u>	13	44.339	139.5	45.968	97.9	53.959		2:24.266	188.2
7	Pit Out	136.7	45.944	98.5	51.900		8:16.444		14	45.129	134.5	47.615	92.9	53.032		2:25.776	186.9

911 Bruce White (UK)								Porsche 911 3.0 RS									
lap	Sect-1	Speed	Sect-2	Speed	Sect-3	Speed	lap time	Top Speed	lap	Sect-1	Speed	Sect-2	Speed	Sect-3	Speed	lap time	Top Speed
1	42.402		47.703	110.2	<u>50.405</u>		2:20.510	206.9	3	42.814	122.3	46.478	89.8	52.157		2:21.449	190.1
2	<u>41.810</u>	<u>124.4</u>	<u>44.581</u>	<u>112.5</u>	50.576		<u>2:16.967</u>	<u>208.5</u>	4								