

ALGARVE CLASSIC FESTIVAL 2019

Autódromo Internacional do Algarve

GT & SPORTS CAR CUP GT Pre-1966

31 October - 3 November 2019

Laps and Sector Times - Qualifying

Autodromo Internacional Algarve - 4652 mtr.

3 Soper-Cuff								Lotus Elan 26R									
lap	Sect-1	Speed	Sect-2	Speed	Sect-3	Speed	lap time	Top Speed	lap	Sect-1	Speed	Sect-2	Speed	Sect-3	Speed	lap time	Top Speed
1	Pit Out	123.9	45.117	96.8	56.825		2:22.242		9	40.580	132.8	42.487	101.2	47.948		2:11.015	219.1
2	43.474	82.8	1:13.677	64.2	1:30.062		3:27.213	204.5	10	40.333	128.1	42.409	106.3	48.062		2:10.804	220.0
3	1:25.404	62.6	1:14.396	66.6	1:23.615		4:03.415	70.3	11	40.505	125.3	43.839	97.8	Pit In		2:21.380	220.9
4	50.150	125.4	44.320	88.2	52.453		2:26.923	154.3	12	Pit Out	125.7	43.900	103.5	49.180		3:13.322	
5	40.435	139.7	42.902	97.9	48.239		2:11.576	220.0	13	41.022	124.3	43.774	99.8	48.587		2:13.383	218.6
6	40.238	129.2	42.630	100.4	48.508		2:11.376	221.3	14	40.599	133.8	42.957	96.6	49.422		2:12.978	207.7
7	41.443	119.7	44.070	94.3	Pit In		2:23.592	220.0	15	40.566	128.7	43.348	100.0	49.579		2:13.493	201.1
8	Pit Out	123.4	43.751	100.8	48.820		5:52.476		16								

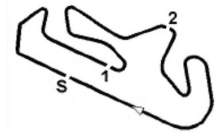
14 Monteverde-Pearson								Jaguar E-Type									
lap	Sect-1	Speed	Sect-2	Speed	Sect-3	Speed	lap time	Top Speed	lap	Sect-1	Speed	Sect-2	Speed	Sect-3	Speed	lap time	Top Speed
1	Pit Out	123.4	44.697	90.5	1:04.560		2:27.986		9	40.924	136.0	43.744	108.7	51.350		2:16.018	218.6
2	1:06.504	71.2	56.664	82.3	59.967		3:03.135	87.7	10	41.234	132.8	44.469	93.8	49.909		2:15.612	219.5
3	54.379	93.5	1:00.024	59.7	1:22.135		3:16.538	113.0	11	40.808	128.9	43.454	108.7	53.042		2:17.304	219.5
4	43.109	128.6	43.643	95.2	50.135		2:16.887	214.7	12	40.305	136.2	43.095	90.5	Pit In		2:23.776	220.4
5	40.393	138.8	42.778	86.3	48.350		2:11.524	223.6	13	Pit Out	135.8	43.607	93.1	49.927		3:13.873	
6	40.540	135.5	42.511	88.7	48.536		2:11.587	199.6	14	41.036	132.4	44.023	93.7	50.832		2:15.891	217.3
7	44.377	105.7	49.501	76.7	Pit In		2:41.491	185.2	15	40.832	138.8	44.246	89.6	50.253		2:15.331	217.7
8	Pit Out	132.4	44.118	100.0	49.111		3:38.764		16								

16 Haddon-Wolfe								Lotus Elan									
lap	Sect-1	Speed	Sect-2	Speed	Sect-3	Speed	lap time	Top Speed	lap	Sect-1	Speed	Sect-2	Speed	Sect-3	Speed	lap time	Top Speed
1	Pit Out	122.3	45.864	88.9	1:09.858		2:35.351		8	Pit Out	134.5	45.144	93.5	53.037		4:42.688	
2	1:06.934	68.9	55.353	93.5	59.686		3:01.973	85.0	9	40.676	145.4	42.575	92.9	47.973		2:11.224	213.9
3	53.867	83.9	1:08.205	61.3	1:14.068		3:16.140	113.4	10	40.328	139.7	42.579	87.1	49.081		2:11.988	218.6
4	45.122	104.8	50.073	85.6	Pit In		2:38.637	184.6	11	39.991	143.2	41.989	96.1	48.243		2:10.223	216.0
5	Pit Out	138.5	42.783	90.4	50.478		5:42.556		12	40.474	148.8	43.000	92.9	48.984		2:12.458	210.9
6	40.269	134.3	42.405	96.4	48.251		2:10.925	212.6	13	40.670	139.5	42.214	94.5	48.028		2:10.912	215.1
7	40.168	138.6	43.211	103.7	Pit In		2:21.961	216.4	14	40.483	145.9	42.083	92.9	47.965		2:10.531	215.1

19 Best-Wilson-Willis								Jaguar E-Type									
lap	Sect-1	Speed	Sect-2	Speed	Sect-3	Speed	lap time	Top Speed	lap	Sect-1	Speed	Sect-2	Speed	Sect-3	Speed	lap time	Top Speed
1	Pit Out	138.1	47.894	87.8	53.597		2:27.429		9	43.862	124.6	47.173	89.3	Pit In		2:34.904	197.1
2	45.042	109.0	51.316	83.8	55.810		2:32.168	182.4	10	Pit Out	120.3	45.935	96.7	52.555		4:24.938	
3	45.907	110.9	48.548	89.5	55.218		2:29.673	161.0	11	42.631	123.3	45.948	89.1	51.571		2:20.150	200.4
4	51.590	100.8	1:06.302	64.0	1:16.849		3:14.741	134.8	12	41.673	130.3	43.777	103.1	49.425		2:14.875	221.8
5	44.746	118.9	48.965	87.3	54.342		2:28.053	197.1	13	41.137	119.7	44.035	108.2	50.239		2:15.411	213.0
6	46.214	128.1	46.681	84.8	51.874		2:24.769	194.2	14	40.986	128.4	44.705	91.1	50.488		2:16.179	202.2
7	43.168	128.0	46.311	85.1	51.874		2:21.353	193.5	15	42.276	131.7	44.273	90.3	50.121		2:16.670	203.4
8	42.673	122.2	48.459	91.1	52.161		2:23.293	210.1	16								

21 Ie Blanc-Kyvalova								Austin Healey 3000									
lap	Sect-1	Speed	Sect-2	Speed	Sect-3	Speed	lap time	Top Speed	lap	Sect-1	Speed	Sect-2	Speed	Sect-3	Speed	lap time	Top Speed
1	Pit Out	107.1	52.573	85.5	54.433		2:32.518		9	47.794	96.3	54.479	87.3	Pit In		2:49.242	181.5
2	44.843	101.8	53.265	78.3	1:05.687		2:43.795	193.5	10	Pit Out	111.0	48.181	83.1	53.011		3:47.782	
3	1:01.634	88.9	59.247	75.7	1:12.980		3:13.861	91.5	11	45.508	105.9	49.392	82.0	53.129		2:28.029	179.7
4	59.128	92.6	54.818	81.1	56.682		2:50.628	118.3	12	44.550	116.4	47.495	88.4	53.025		2:25.070	182.1
5	43.933	131.1	47.190	87.2	52.476		2:23.599	203.0	13	47.516	108.9	50.144	80.7	54.420		2:32.080	174.2
6	43.774	124.6	47.527	90.5	52.646		2:23.947	200.0	14	45.291	115.3	48.800	80.7	53.571		2:27.662	175.3
7	43.736	119.1	46.801	87.0	51.023		2:21.560	199.6	15	44.937	117.6	48.040	81.6	53.578		2:26.555	183.7
8	42.970	125.1	46.214	89.6	51.296		2:20.480	195.3	16	44.907	115.6	1:07.812	82.9	Pit In		3:28.657	178.2

26 Robert Barrie								Lotus Elan									
lap	Sect-1	Speed	Sect-2	Speed	Sect-3	Speed	lap time	Top Speed	lap	Sect-1	Speed	Sect-2	Speed	Sect-3	Speed	lap time	Top Speed
1	Pit Out	108.4	52.351	88.7	Pit In		2:40.414		5	44.169	118.3	47.382	93.0	53.009		2:24.560	192.2
2	Pit Out	82.2	55.614	83.9	1:09.148		3:48.161		6	44.306	109.5	47.042	97.4	51.574		2:22.922	185.9
3	1:25.897	45.6	1:10.233	51.6	1:22.513		3:58.643	78.7	7	45.151	114.0	47.867	77.8	Pit In		2:40.124	184.0



ALGARVE CLASSIC FESTIVAL 2019

Autódromo Internacional do Algarve

GT & SPORTS CAR CUP GT Pre-1966

31 October - 3 November 2019

Laps and Sector Times - Qualifying

Autodromo Internacional Algarve - 4652 mtr.

4	49.758	103.0	49.080	89.1	52.454	2:31.292	156.3	8									
---	--------	-------	--------	------	--------	----------	-------	---	--	--	--	--	--	--	--	--	--

27 Barbot-Matos								Lotus Elan									
lap	Sect-1	Speed	Sect-2	Speed	Sect-3	Speed	lap time	Top Speed	lap	Sect-1	Speed	Sect-2	Speed	Sect-3	Speed	lap time	Top Speed
1	Pit Out	138.6	46.121	<u>98.5</u>	54.878		2:22.323		9	42.699	136.7	46.914	87.5	Pit In		2:35.011	210.5
2	44.227	104.9	1:13.052	58.1	1:29.952		3:27.231	173.9	10	Pit Out	116.5	45.902	88.2	49.938		3:54.905	
3	1:25.930	57.9	1:14.696	58.7	1:23.600		4:04.226	70.5	11	41.762	137.1	43.673	93.8	<u>48.580</u>		2:14.015	212.2
4	50.692	125.0	45.870	92.5	50.716		2:27.278	152.5	12	41.685	130.3	<u>43.546</u>	91.8	48.738		<u>2:13.969</u>	216.0
5	42.440	134.7	44.654	94.6	52.268		2:19.362	208.1	13	41.578	125.3	44.193	90.4	49.690		2:15.461	<u>217.3</u>
6	43.137	131.9	45.482	91.4	50.940		2:19.559	203.0	14	41.395	132.4	43.907	93.2	48.927		2:14.229	208.9
7	45.156	135.8	44.472	93.5	52.044		2:21.672	210.5	15	<u>40.876</u>	131.5	43.856	93.3	50.405		2:15.137	215.6
8	41.791	<u>141.7</u>	44.223	92.2	50.657		2:16.671	208.1	16	41.419	132.5	43.983	97.5	50.658		2:16.060	208.5

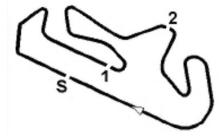
38 West-Wilkinson								MG B									
lap	Sect-1	Speed	Sect-2	Speed	Sect-3	Speed	lap time	Top Speed	lap	Sect-1	Speed	Sect-2	Speed	Sect-3	Speed	lap time	Top Speed
1	Pit Out	113.4	48.910	<u>90.5</u>	1:03.197		2:35.054		8	47.087	111.3	50.094	86.9	Pit In		2:40.630	182.7
2	50.429	103.2	58.847	67.5	1:25.758		3:15.034	135.0	9	Pit Out	126.8	49.261	77.0	53.504		4:46.617	
3	1:23.952	43.8	1:11.645	49.8	1:25.299		4:00.896	83.1	10	46.184	<u>131.5</u>	48.541	80.7	53.877		2:28.602	183.7
4	50.446	118.8	49.053	86.1	53.201		2:32.700	148.8	11	46.572	121.3	<u>48.256</u>	84.8	56.330		2:31.158	182.7
5	46.477	122.4	48.539	83.0	53.149		2:28.165	185.2	12	47.032	121.3	48.743	79.5	53.483		2:29.258	180.6
6	45.198	121.2	48.510	82.3	<u>52.587</u>		<u>2:26.295</u>	184.6	13	45.453	128.9	48.712	78.7	54.056		2:28.221	185.9
7	<u>45.096</u>	125.9	48.521	84.2	54.340		2:27.957	<u>186.5</u>	14	45.496	128.1	50.522	76.4	53.554		2:29.572	185.2

39 Wilkinson-Kinsella								MG B									
lap	Sect-1	Speed	Sect-2	Speed	Sect-3	Speed	lap time	Top Speed	lap	Sect-1	Speed	Sect-2	Speed	Sect-3	Speed	lap time	Top Speed
1	Pit Out	109.9	49.906	78.9	1:02.031		2:36.520		9	Pit Out	110.3	47.532	90.8	51.934		4:03.581	
2	48.238	114.3	58.191	63.2	1:26.288		3:12.717	162.7	10	44.356	129.2	46.431	95.3	52.186		2:22.973	184.6
3	1:24.205	43.3	1:11.580	58.6	1:23.980		3:59.765	91.5	11	44.020	132.2	46.686	79.0	52.117		2:22.823	185.9
4	49.256	113.2	49.346	84.0	53.631		2:32.233	166.7	12	44.566	126.0	46.967	<u>98.9</u>	51.722		2:23.255	<u>186.2</u>
5	48.081	122.4	47.795	82.3	55.262		2:31.138	180.6	13	44.246	127.8	46.478	96.3	52.282		2:23.006	184.3
6	46.592	126.5	48.377	85.4	53.387		2:28.356	179.4	14	<u>43.977</u>	<u>137.8</u>	<u>46.201</u>	94.0	51.758		<u>2:21.936</u>	183.4
7	46.439	116.4	47.873	84.8	52.803		2:27.115	177.3	15	44.165	136.0	46.487	89.0	<u>51.709</u>		2:22.361	184.0
8	1:00.996	117.4	49.005	82.6	Pit In		2:50.822	183.4	16								

44 Watson-Cox								Lotus Elan									
lap	Sect-1	Speed	Sect-2	Speed	Sect-3	Speed	lap time	Top Speed	lap	Sect-1	Speed	Sect-2	Speed	Sect-3	Speed	lap time	Top Speed
1	Pit Out	110.8	47.626	85.7	55.865		2:25.396		8	Pit Out	123.1	45.116	88.9	49.046		4:00.020	
2	53.555	76.0	1:02.800	74.8	1:26.445		3:22.800	138.8	9	41.139	132.8	44.619	86.9	48.509		2:14.267	206.9
3	1:23.495	42.3	1:14.271	53.7	1:23.410		4:01.176	77.9	10	41.114	135.8	44.221	86.5	<u>48.466</u>		2:13.801	210.1
4	49.813	116.4	47.673	79.4	53.111		2:30.597	128.9	11	41.145	128.6	43.916	89.2	49.541		2:14.602	211.8
5	46.193	116.0	47.986	87.7	54.194		2:28.373	172.8	12	<u>40.674</u>	<u>144.6</u>	<u>43.092</u>	95.1	49.105		<u>2:12.871</u>	<u>212.6</u>
6	44.794	130.9	46.144	<u>95.5</u>	51.338		2:22.276	181.2	13	47.867	123.6	46.371	90.5	Pit In		2:36.895	173.9
7	46.229	112.9	48.145	81.1	Pit In		2:39.428	171.7	14								

47 Paul-Bourne								TVR Grantura Mk III									
lap	Sect-1	Speed	Sect-2	Speed	Sect-3	Speed	lap time	Top Speed	lap	Sect-1	Speed	Sect-2	Speed	Sect-3	Speed	lap time	Top Speed
1	Pit Out	125.0	47.495	86.3	59.840		2:31.052		8	44.967	118.7	48.278	80.2	53.133		2:26.378	<u>197.8</u>
2	44.871	122.3	52.532	77.0	53.659		2:31.062	182.1	9	47.342	98.5	50.223	84.1	Pit In		2:43.637	196.4
3	45.946	101.6	48.478	85.0	56.258		2:30.682	177.9	10	Pit Out	107.5	47.519	86.0	52.423		3:47.330	
4	53.712	94.0	1:07.997	60.8	1:14.955		3:16.664	114.2	11	43.526	126.3	46.349	89.0	<u>51.075</u>		<u>2:20.950</u>	196.0
5	44.494	104.8	51.146	85.2	Pit In		2:39.722	190.8	12	<u>43.206</u>	<u>133.2</u>	<u>46.097</u>	<u>90.7</u>	52.024		2:21.327	196.4
6	Pit Out	116.1	48.891	84.4	52.950		4:05.401		13	43.884	124.3	48.354	87.4	52.567		2:24.805	196.7
7	44.960	109.8	49.248	82.9	52.297		2:26.505	196.7	14	45.087	105.1	53.726	76.4	Pit In		2:52.690	192.9

55 Melling-Minshaw								Jaguar E-Type									
lap	Sect-1	Speed	Sect-2	Speed	Sect-3	Speed	lap time	Top Speed	lap	Sect-1	Speed	Sect-2	Speed	Sect-3	Speed	lap time	Top Speed
1	Pit Out	116.5	45.958	94.7	54.985		2:23.227		7	Pit Out	121.3	45.447	95.6	59.285		5:09.988	
2	51.644	78.0	1:03.049	72.8	Pit In		3:22.798	132.8	8	41.978	131.9	44.598	<u>92.4</u>	51.405		2:17.981	217.3
3	Pit Out	77.6	52.410	84.6	55.220		5:39.582		9	41.717	<u>135.2</u>	45.054	95.3	Pit In		2:26.921	210.5



ALGARVE CLASSIC FESTIVAL 2019

Autódromo Internacional do Algarve

GT & SPORTS CAR CUP GT Pre-1966

31 October - 3 November 2019

Laps and Sector Times - Qualifying

Autodromo Internacional Algarve - 4652 mtr.

4	47.116	111.3	49.170	86.3	54.266	2:30.552	186.9	10	Pit Out	107.2	50.292	85.4	51.018	5:01.731	
5	46.055	110.5	49.692	91.6	54.520	2:30.267	181.5	11	<u>41.283</u>	130.0	<u>43.907</u>	92.5	<u>50.396</u>	<u>2:15.586</u>	<u>219.1</u>
6	46.952	109.3	49.122	75.6	Pit In	<u>2:42.901</u>	173.1	12	43.411	117.6	50.431	77.9	Pit In	<u>2:41.665</u>	213.0

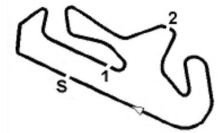
56 Clarkson-Smithies								Austin Healey 3000									
lap	Sect-1	Speed	Sect-2	Speed	Sect-3	Speed	lap time	Top Speed	lap	Sect-1	Speed	Sect-2	Speed	Sect-3	Speed	lap time	Top Speed
1	Pit Out	118.7	46.707	<u>95.0</u>	1:15.773		2:45.104		8	Pit Out	128.7	46.191	93.2	52.007		3:43.180	
2	51.239	105.9	59.926	72.7	1:25.386		3:16.551	129.3	9	3:02.396	126.6	<u>46.431</u>	89.0	<u>50.788</u>		4:39.615	203.8
3	1:23.438	43.3	1:13.194	54.1	1:23.775		4:00.407	77.6	10	44.281	129.7	46.048	87.3	52.170		2:22.499	200.0
4	49.176	116.9	47.003	89.0	53.451		2:29.630	145.7	11	<u>42.825</u>	128.9	45.388	90.5	53.654		2:21.867	200.4
5	45.727	113.1	47.684	91.6	52.934		2:26.345	172.8	12	43.495	<u>131.1</u>	45.301	85.9	51.481		<u>2:20.277</u>	200.4
6	44.597	125.1	46.571	89.7	52.207		2:23.375	187.8	13	43.427	125.6	46.330	89.0	52.019		2:21.776	201.1
7	47.193	111.3	48.129	87.2	Pit In		<u>2:41.224</u>	163.1	14	44.079	126.8	46.252	88.8	Pit In		<u>2:38.183</u>	198.5

58 Pangborn-Woods								Austin Healey 3000									
lap	Sect-1	Speed	Sect-2	Speed	Sect-3	Speed	lap time	Top Speed	lap	Sect-1	Speed	Sect-2	Speed	Sect-3	Speed	lap time	Top Speed
1	Pit Out	103.7	48.587	74.0	55.000		2:27.944		9	43.299	125.9	46.459	87.0	51.225		2:20.983	202.2
2	45.911	103.7	1:13.327	60.4	1:30.818		3:30.056	165.1	10	43.134	123.3	45.956	81.0	51.378		2:20.468	204.5
3	1:25.054	57.7	1:15.057	57.2	1:22.993		4:03.104	60.2	11	43.681	129.2	46.060	84.7	<u>50.802</u>		2:20.543	201.9
4	53.624	113.3	49.038	77.1	54.780		2:37.442	147.5	12	43.433	120.0	45.480	84.9	51.356		2:20.269	209.7
5	47.874	113.0	48.308	83.2	Pit In		<u>2:41.843</u>	158.6	13	43.484	124.0	45.870	87.7	51.349		2:20.703	207.3
6	Pit Out	114.0	46.149	86.6	52.695		<u>4:21.478</u>		14	43.335	126.9	45.476	<u>89.6</u>	50.941		2:19.752	208.1
7	43.923	126.0	46.282	88.2	51.809		2:22.014	200.0	15	<u>42.538</u>	<u>132.4</u>	<u>44.975</u>	85.9	51.273		<u>2:18.786</u>	204.9
8	42.969	120.3	46.080	83.3	51.250		2:20.299	<u>211.8</u>	16								

61 Orebi Gann-Bell								Morgan +4 SLR									
lap	Sect-1	Speed	Sect-2	Speed	Sect-3	Speed	lap time	Top Speed	lap	Sect-1	Speed	Sect-2	Speed	Sect-3	Speed	lap time	Top Speed
1	Pit Out	114.2	52.222	85.8	54.431		2:31.953		9	Pit Out	120.4	50.022	92.5	54.498		4:00.972	
2	46.631	116.4	1:00.413	74.6	1:11.944		2:58.988	192.9	10	46.145	124.7	49.256	85.6	<u>53.085</u>		2:28.486	190.8
3	1:13.689	77.8	1:05.200	68.0	1:15.551		3:34.440	82.8	11	45.178	127.2	<u>47.477</u>	87.7	53.509		2:26.164	197.8
4	1:10.150	82.7	49.962	85.8	54.201		2:54.313	82.0	12	44.804	132.5	47.482	<u>93.0</u>	53.769		<u>2:26.055</u>	196.7
5	47.068	116.0	49.094	84.1	53.888		2:30.050	190.8	13	<u>44.420</u>	132.5	47.998	90.9	53.679		2:26.097	<u>200.0</u>
6	46.153	111.1	48.904	78.9	54.345		2:29.402	181.2	14	44.901	133.2	48.180	87.4	54.951		2:28.032	197.1
7	45.205	122.0	48.138	85.9	53.725		2:27.068	196.0	15	44.547	<u>134.7</u>	48.218	91.3	53.511		2:26.276	198.2
8	44.543	116.0	48.459	83.3	Pit In		2:37.775	192.5	16								

63 Hudson-Richardson								Austin Healey 3000									
lap	Sect-1	Speed	Sect-2	Speed	Sect-3	Speed	lap time	Top Speed	lap	Sect-1	Speed	Sect-2	Speed	Sect-3	Speed	lap time	Top Speed
1	Pit Out	104.0	57.332	68.5	1:01.172		2:45.114		8	<u>45.206</u>	132.8	49.728	82.8	55.548		2:30.482	188.8
2	53.307	93.8	54.924	75.8	1:08.503		2:56.734	140.6	9	46.344	119.1	50.309	81.6	56.598		2:33.251	191.2
3	1:23.335	46.5	1:09.573	53.6	1:23.251		3:56.159	79.1	10	46.496	116.6	50.158	79.2	55.907		2:32.561	188.2
4	55.041	103.4	51.921	83.9	57.820		2:44.782	153.0	11	45.398	<u>140.8</u>	<u>49.462</u>	83.3	55.328		<u>2:30.188</u>	192.9
5	47.405	102.9	51.386	81.6	56.801		2:35.592	184.0	12	46.001	136.7	49.490	80.4	<u>55.055</u>		2:30.546	182.7
6	47.434	115.6	49.551	<u>85.4</u>	Pit In		2:41.632	175.3	13	45.966	114.2	50.941	81.9	Pit In		2:44.459	<u>197.1</u>
7	Pit Out	121.3	50.677	80.1	56.561		5:11.132		14								

64 Emberson-Wyckham								Morgan Plus 4 SLR									
lap	Sect-1	Speed	Sect-2	Speed	Sect-3	Speed	lap time	Top Speed	lap	Sect-1	Speed	Sect-2	Speed	Sect-3	Speed	lap time	Top Speed
1	Pit Out	110.7	47.941	90.2	53.694		2:26.850		8	43.438	125.1	45.504	94.5	Pit In		2:29.300	201.5
2	45.169	92.8	53.121	84.6	54.328		2:32.618	193.5	9	Pit Out	129.0	47.017	93.8	51.875		4:07.422	
3	46.133	107.4	47.488	96.2	Pit In		2:40.253	167.4	10	43.243	127.4	45.581	<u>102.3</u>	51.469		2:20.293	199.6
4	Pit Out	111.5	50.658	86.6	1:01.734		3:56.186		11	<u>42.710</u>	135.8	45.646	98.7	51.330		2:19.686	<u>202.6</u>
5	44.705	132.0	46.629	91.5	52.208		2:23.542	197.8	12	43.086	<u>138.3</u>	46.703	87.8	Pit In		2:31.335	196.7
6	43.466	119.6	46.013	93.0	51.428		2:20.907	201.5	13	Pit Out	131.2	46.326	93.8	51.386		5:37.195	
7	43.203	133.3	45.796	94.2	51.476		2:20.475	201.1	14	42.827	138.1	<u>45.084</u>	94.5	<u>51.237</u>		<u>2:19.148</u>	200.0



ALGARVE CLASSIC FESTIVAL 2019

Autódromo Internacional do Algarve

GT & SPORTS CAR CUP GT Pre-1966

31 October - 3 November 2019

Laps and Sector Times - Qualifying

Autodromo Internacional Algarve - 4652 mtr.

67 Skipworth-Dean-Armsstrong								Jaguar E-Type									
lap	Sect-1	Speed	Sect-2	Speed	Sect-3	Speed	lap time	Top Speed	lap	Sect-1	Speed	Sect-2	Speed	Sect-3	Speed	lap time	Top Speed
1	Pit Out	107.5	56.031	73.4	1:04.464		2:48.936		8	45.606	120.3	49.298	92.0	54.499		2:29.403	190.5
2	52.829	100.1	1:09.285	67.3	1:30.585		3:32.699	155.8	9	46.181	<u>123.6</u>	49.379	83.4	Pit In		2:40.936	183.7
3	1:25.810	54.3	1:14.453	63.1	1:22.290		4:02.553	64.1	10	Pit Out	121.3	47.352	84.4	53.503		3:44.568	
4	1:00.031	98.7	55.417	73.2	59.277		2:54.725	139.7	11	45.122	115.1	48.390	82.1	53.363		2:26.875	<u>196.0</u>
5	48.688	106.9	53.297	76.3	Pit In		2:51.521	172.2	12	<u>44.296</u>	122.2	48.720	85.4	53.501		2:26.517	194.2
6	Pit Out	107.1	50.670	85.9	55.627		4:17.855		13	44.954	109.5	<u>47.339</u>	86.6	<u>52.589</u>		<u>2:24.882</u>	189.1
7	46.436	123.4	48.716	90.8	55.472		2:30.624	192.5	14	45.405	112.7	47.728	81.9	52.775		2:25.908	193.9

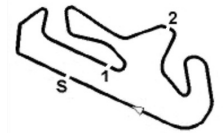
68 Gordon-Finburgh								Lotus Elite									
lap	Sect-1	Speed	Sect-2	Speed	Sect-3	Speed	lap time	Top Speed	lap	Sect-1	Speed	Sect-2	Speed	Sect-3	Speed	lap time	Top Speed
1	Pit Out	120.7	50.605	93.3	58.901		2:35.808		7	46.000	120.8	<u>47.374</u>	92.9	53.467		2:26.841	<u>185.2</u>
2	47.025	121.9	1:11.465	57.1	1:29.559		3:28.049	172.8	8	45.088	124.6	47.430	<u>95.7</u>	<u>53.035</u>		<u>2:25.553</u>	184.9
3	1:25.922	59.7	1:14.832	53.3	1:23.203		4:03.957	65.5	9	44.954	125.1	48.050	91.7	54.091		2:27.095	181.8
4	53.369	115.4	50.223	91.6	55.922		2:39.514	133.3	10	<u>44.858</u>	<u>131.2</u>	48.111	95.0	54.034		2:27.003	182.1
5	48.792	119.3	50.600	91.1	Pit In		2:44.798	174.2	11	45.041	122.0	48.046	94.0	53.099		2:26.186	177.9
6	Pit Out	123.0	48.776	92.3	54.479		4:19.292		12	47.299	118.3	49.831	84.4	Pit In		<u>2:42.834</u>	163.1

71 Ross-Jones-Hales								Triumph TR4									
lap	Sect-1	Speed	Sect-2	Speed	Sect-3	Speed	lap time	Top Speed	lap	Sect-1	Speed	Sect-2	Speed	Sect-3	Speed	lap time	Top Speed
1	Pit Out	119.5	49.047	84.5	55.274		2:30.190		9	Pit Out	108.2	47.668	84.0	53.777		4:17.082	
2	49.054	113.8	50.708	90.0	57.409		2:37.171	173.4	10	44.486	118.6	47.685	81.4	53.213		2:25.384	191.5
3	48.248	113.7	47.899	<u>104.8</u>	55.170		2:31.317	156.3	11	44.145	122.3	47.897	82.6	54.423		2:26.465	195.3
4	48.263	103.3	1:06.108	60.5	1:17.013		3:11.384	160.7	12	45.310	115.9	47.484	78.4	52.812		2:25.606	<u>198.9</u>
5	44.669	124.0	48.590	82.0	53.769		2:27.028	189.1	13	44.631	111.9	47.491	84.1	52.146		2:24.268	198.2
6	46.535	123.3	47.052	89.5	52.409		2:25.996	188.2	14	<u>43.359</u>	<u>122.0</u>	46.671	84.4	52.288		2:22.318	198.5
7	43.814	<u>130.9</u>	<u>45.849</u>	93.5	<u>51.769</u>		<u>2:21.432</u>	192.9	15	55.226	104.2	52.363	81.2	55.852		2:43.441	142.7
8	45.493	122.0	47.876	91.9	Pit In		2:36.379	162.2	16	43.629	124.6	47.377	91.8	51.831		2:22.837	196.0

72 Boot-Wilkinson								Jaguar E-Type									
lap	Sect-1	Speed	Sect-2	Speed	Sect-3	Speed	lap time	Top Speed	lap	Sect-1	Speed	Sect-2	Speed	Sect-3	Speed	lap time	Top Speed
1	Pit Out	110.2	49.760	88.5	57.345		2:30.368		9	Pit Out	111.1	48.475	96.3	54.098		4:10.642	
2	45.304	102.6	1:14.249	55.3	1:30.533		3:30.086	175.9	10	43.002	122.0	46.934	75.9	52.223		2:22.159	200.0
3	1:25.852	57.8	1:14.340	62.4	1:23.587		4:03.779	62.3	11	43.177	121.5	46.408	89.3	<u>50.835</u>		2:20.420	197.4
4	52.090	104.7	49.636	87.0	53.846		2:35.572	162.9	12	43.026	118.8	45.933	89.1	53.292		2:22.251	200.7
5	45.590	105.3	50.883	85.4	53.890		2:30.363	191.8	13	<u>42.405</u>	<u>132.0</u>	<u>44.972</u>	95.2	51.248		<u>2:18.625</u>	209.3
6	46.641	116.1	47.973	85.4	53.339		2:27.953	183.7	14	44.581	123.6	47.514	<u>97.6</u>	53.136		2:25.231	187.8
7	44.323	108.8	47.784	85.0	53.734		2:25.841	204.2	15	42.650	129.0	45.958	96.0	51.706		2:20.314	<u>213.9</u>
8	44.119	112.7	46.970	89.4	Pit In		2:34.092	185.9	16								

74 Chiles Snr-Chiles Jnr-Garrad								AC Cobra									
lap	Sect-1	Speed	Sect-2	Speed	Sect-3	Speed	lap time	Top Speed	lap	Sect-1	Speed	Sect-2	Speed	Sect-3	Speed	lap time	Top Speed
1	Pit Out	117.4	46.905	90.2	52.805		2:22.894		9	Pit Out	125.0	44.270	87.4	49.372		3:50.127	
2	42.677	129.8	47.069	82.7	53.643		2:23.389	188.2	10	40.799	128.3	42.877	93.2	48.358		2:12.034	221.8
3	47.357	119.5	48.489	81.9	Pit In		2:43.267	155.8	11	39.857	136.4	<u>42.126</u>	<u>101.1</u>	<u>47.856</u>		<u>2:09.839</u>	229.3
4	Pit Out	125.4	43.751	93.5	49.761		6:17.886		12	<u>39.496</u>	<u>141.7</u>	43.259	88.6	49.904		2:12.659	234.3
5	41.166	136.4	43.658	93.8	50.040		2:14.864	206.5	13	39.998	131.5	43.176	84.0	49.988		2:13.162	230.8
6	41.283	134.8	43.749	88.5	49.486		2:14.518	210.5	14	40.615	122.4	43.321	84.8	48.830		2:12.766	230.3
7	41.300	124.4	43.367	89.9	49.246		2:13.913	219.5	15	40.433	127.7	43.710	92.2	48.733		2:12.876	<u>234.8</u>
8	40.840	134.5	45.767	86.1	Pit In		2:28.175	211.4	16								

75 Walton-James								Jaguar E-Type									
lap	Sect-1	Speed	Sect-2	Speed	Sect-3	Speed	lap time	Top Speed	lap	Sect-1	Speed	Sect-2	Speed	Sect-3	Speed	lap time	Top Speed
1	Pit Out	100.6	56.386	87.4	57.184		2:39.673		8	46.704	116.6	49.539	78.4	54.927		2:31.170	184.3
2	49.573	105.3	52.858	71.1	1:23.311		3:05.742	134.5	9	46.455	111.2	50.086	75.6	54.490		2:31.031	187.2
3	1:25.469	49.3	1:10.950	56.9	1:23.358		3:59.777	86.5	10	46.557	112.4	50.609	79.8	Pit In		2:45.229	182.4
4	50.517	99.2	51.570	74.5	55.403		2:37.490	159.5	11	Pit Out	122.2	<u>46.883</u>	87.2	54.068		4:07.853	
5	48.270	112.9	49.795	82.2	55.050		2:33.115	176.8	12	44.063	126.9	47.260	89.7	53.352		2:24.675	<u>204.5</u>



ALGARVE CLASSIC FESTIVAL 2019

Autódromo Internacional do Algarve

GT & SPORTS CAR CUP GT Pre-1966

31 October - 3 November 2019

Laps and Sector Times - Qualifying

Autodromo Internacional Algarve - 4652 mtr.

6	46.915	119.5	50.203	86.6	55.651	2:32.769	173.4	13	48.584	<u>131.4</u>	47.692	<u>94.9</u>	<u>52.932</u>	2:29.208	198.9
7	45.887	117.1	50.302	77.0	54.488	2:30.677	178.5	14	<u>43.634</u>	127.2	47.139	89.4	53.616	<u>2:24.389</u>	192.2

78 Nolte-Stippler								Bizzarrini									
lap	Sect-1	Speed	Sect-2	Speed	Sect-3	Speed	lap time	Top Speed	lap	Sect-1	Speed	Sect-2	Speed	Sect-3	Speed	lap time	Top Speed
1	Pit Out	128.6	45.165	<u>99.4</u>	50.765		2:16.052		9	Pit Out	115.4	48.774	87.2	58.871		5:47.898	
2	47.197	72.5	1:14.635	58.3	1:30.722		3:32.554	210.9	10	45.455	132.4	48.318	89.5	54.871		2:28.644	174.2
3	1:24.969	62.6	1:14.659	63.2	1:23.259		4:02.887	71.4	11	45.143	120.1	47.304	85.0	54.561		2:27.008	193.2
4	50.297	126.0	44.980	92.5	48.974		2:24.251	147.3	12	44.683	118.8	47.847	84.2	52.285		2:24.815	179.1
5	39.777	145.2	42.173	96.9	47.933		2:09.883	224.5	13	43.364	124.0	47.137	90.4	52.322		2:22.823	196.0
6	39.278	144.6	41.910	89.2	<u>47.765</u>		2:08.953	231.3	14	46.936	136.5	46.870	87.0	54.345		2:28.151	163.4
7	<u>39.059</u>	<u>152.8</u>	<u>41.545</u>	98.6	47.984		<u>2:08.588</u>	<u>234.8</u>	15	42.766	137.9	46.337	98.4	54.030		2:23.133	204.2
8	40.669	143.4	43.509	96.3	Pit In		<u>2:23.005</u>	229.3	16								

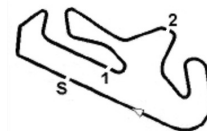
84 Steve Jones								Lotus Elan									
lap	Sect-1	Speed	Sect-2	Speed	Sect-3	Speed	lap time	Top Speed	lap	Sect-1	Speed	Sect-2	Speed	Sect-3	Speed	lap time	Top Speed
1	Pit Out	116.9	48.792	86.7	Pit In		3:04.171		6	43.778	<u>134.8</u>	44.972	87.4	50.905		2:19.655	199.6
2	Pit Out	92.9	54.643	70.4	1:09.189		3:21.368		7	42.815	118.9	45.611	87.0	50.396		<u>2:18.822</u>	200.0
3	1:23.815	46.9	1:08.661	55.8	1:22.986		3:55.462	91.6	8	<u>42.533</u>	127.8	<u>44.864</u>	82.9	<u>50.374</u>		2:17.771	202.2
4	48.145	107.6	47.334	86.5	52.943		2:28.422	173.4	9	43.309	119.3	48.813	83.3	Pit In		<u>2:36.558</u>	<u>202.6</u>
5	43.401	120.4	46.770	<u>94.7</u>	52.445		2:22.616	197.4	10								

86 Pearson-Pearson								Jaguar E-Type									
lap	Sect-1	Speed	Sect-2	Speed	Sect-3	Speed	lap time	Top Speed	lap	Sect-1	Speed	Sect-2	Speed	Sect-3	Speed	lap time	Top Speed
1	Pit Out	116.5	47.034	<u>94.0</u>	53.052		2:21.006		7	<u>40.611</u>	126.2	44.704	91.1	<u>48.962</u>		2:14.277	222.2
2	43.098	87.7	1:13.439	58.3	1:30.089		3:26.626	186.9	8	40.748	134.7	43.909	91.4	49.206		2:13.863	<u>225.9</u>
3	1:25.418	61.7	1:15.090	58.7	1:23.512		4:04.020	64.4	9	45.051	117.6	50.958	80.9	Pit In		2:40.766	180.6
4	48.482	126.6	44.518	92.3	49.474		2:22.474	169.0	10	Pit Out	119.6	43.980	86.1	49.167		3:40.535	
5	40.896	132.7	<u>43.451</u>	89.1	49.671		<u>2:14.018</u>	213.9	11	40.682	<u>137.4</u>	45.877	88.0	Pit In		2:31.741	225.0
6	41.809	126.0	43.994	88.1	49.349		2:15.152	206.5	12								

88 Kent-Ward								Jaguar E-Type									
lap	Sect-1	Speed	Sect-2	Speed	Sect-3	Speed	lap time	Top Speed	lap	Sect-1	Speed	Sect-2	Speed	Sect-3	Speed	lap time	Top Speed
1	Pit Out	107.4	45.211	90.6	52.137		2:17.683		9	41.714	130.0	43.718	87.2	Pit In		2:25.736	200.0
2	43.436	105.4	1:12.723	70.3	1:31.071		3:27.230	188.2	10	Pit Out	143.0	43.412	90.6	49.310		3:42.298	
3	1:24.870	64.7	1:14.800	60.2	1:22.743		4:02.413	62.1	11	40.083	129.7	42.653	90.8	48.274		2:11.010	<u>230.8</u>
4	49.257	127.5	43.678	90.3	50.201		2:23.136	172.5	12	39.877	136.4	42.520	87.5	49.513		2:11.910	217.7
5	40.887	140.1	42.435	93.3	48.753		2:12.075	220.4	13	39.729	133.2	42.787	92.1	<u>48.110</u>		2:10.626	224.1
6	40.821	127.7	43.581	89.0	49.000		2:13.402	207.3	14	<u>39.349</u>	137.6	42.193	<u>98.7</u>	48.188		2:09.730	224.1
7	41.184	122.9	43.817	91.8	49.155		2:14.156	199.3	15	41.213	<u>145.7</u>	41.977	90.9	48.619		2:11.809	204.2
8	40.763	139.0	42.788	87.3	49.482		2:13.033	216.9	16	39.393	143.6	<u>41.660</u>	95.7	48.251		<u>2:09.304</u>	229.8

93 Garside-Newall								Lotus Elan GTS Shapecraft									
lap	Sect-1	Speed	Sect-2	Speed	Sect-3	Speed	lap time	Top Speed	lap	Sect-1	Speed	Sect-2	Speed	Sect-3	Speed	lap time	Top Speed
1	Pit Out	110.7	46.504	86.7	1:03.802		2:32.693		9	40.767	<u>145.9</u>	43.311	86.2	48.954		2:13.032	213.0
2	50.889	79.6	1:02.450	71.4	1:25.223		3:18.562	145.9	10	41.276	141.9	43.737	89.3	49.259		2:14.272	211.8
3	1:23.497	43.8	1:13.890	47.2	1:23.738		4:01.125	74.1	11	41.192	137.9	43.312	88.3	48.715		2:13.219	210.1
4	46.993	118.4	46.905	86.9	54.021		2:27.919	157.9	12	40.524	132.4	43.488	88.3	48.986		2:12.998	214.3
5	45.025	113.1	46.524	<u>94.4</u>	51.647		2:23.196	194.9	13	40.448	142.7	43.185	88.1	49.028		<u>2:12.661</u>	<u>215.6</u>
6	45.360	126.6	45.240	93.7	Pit In		2:34.429	171.4	14	<u>40.427</u>	137.2	45.027	86.7	50.890		2:16.344	214.3
7	Pit Out	139.7	<u>43.149</u>	92.2	48.976		3:46.361		15	52.111	116.5	51.300	80.6	Pit In		2:45.994	161.0
8	41.240	137.4	43.341	92.8	<u>48.435</u>		2:13.016	213.9	16								

95 Gans-Ferrão								Lotus Elan									
lap	Sect-1	Speed	Sect-2	Speed	Sect-3	Speed	lap time	Top Speed	lap	Sect-1	Speed	Sect-2	Speed	Sect-3	Speed	lap time	Top Speed
1	Pit Out	103.6	48.982	99.6	53.950		2:24.763		9	41.398	118.2	43.675	94.8	<u>48.093</u>		2:13.166	<u>221.3</u>
2	44.354	77.8	1:14.314	64.8	1:30.633		3:29.301	202.2	10	<u>40.415</u>	<u>143.2</u>	46.262	85.8	Pit In		2:26.378	196.4
3	1:25.097	60.4	1:14.339	68.5	1:23.802		4:03.238	70.1	11	Pit Out	110.5	44.389	91.3	49.366		4:19.067	
4	51.496	118.2	44.203	95.9	50.228		2:25.927	144.4	12	42.032	109.2	43.787	88.4	48.491		2:14.310	204.9


ALGARVE CLASSIC FESTIVAL 2019

Autódromo Internacional do Algarve

GT & SPORTS CAR CUP GT Pre-1966

31 October - 3 November 2019

Laps and Sector Times - Qualifying

Autodromo Internacional Algarve - 4652 mtr.

5	41.999	121.8	43.904	95.9	49.026	2:14.929	194.2	13	41.822	120.8	<u>42.690</u>	91.6	48.556	2:13.068	200.4
6	40.765	117.6	44.111	95.2	48.908	2:13.784	217.3	14	41.316	118.8	42.804	96.0	48.710	2:12.830	208.5
7	41.559	126.2	44.402	<u>100.7</u>	49.214	2:15.175	206.9	15	41.192	133.2	43.113	88.9	48.108	<u>2:12.413</u>	204.2
8	43.186	110.8	44.403	92.4	48.771	2:16.360	216.0	16	40.922	136.9	43.655	90.8	48.748	2:13.325	214.7

98 Bond-Gray-Fell								Lotus Elan 26R									
lap	Sect-1	Speed	Sect-2	Speed	Sect-3	Speed	lap time	Top Speed	lap	Sect-1	Speed	Sect-2	Speed	Sect-3	Speed	lap time	Top Speed
1	Pit Out	106.0	49.635	91.8	53.980		2:27.765		8	Pit Out	123.3	47.367	98.5	53.090		3:44.133	
2	48.084	103.2	1:06.262	61.3	1:29.669		3:24.015	167.4	9	43.817	<u>130.1</u>	46.747	99.3	51.759		2:22.323	196.7
3	1:26.430	48.1	1:14.299	64.6	1:22.071		4:02.800	65.1	10	43.572	125.3	46.908	95.2	51.099		2:21.579	<u>206.9</u>
4	52.605	109.6	48.735	80.2	55.208		2:36.548	143.2	11	44.534	119.9	46.889	98.1	Pit In		2:35.536	190.5
5	47.908	110.0	48.385	90.2	54.555		2:30.848	163.6	12	Pit Out	117.3	<u>45.094</u>	97.6	<u>51.018</u>		3:37.791	
6	45.356	119.5	47.339	89.9	52.671		2:25.366	184.9	13	42.955	123.7	46.026	<u>99.6</u>	51.120		2:20.101	187.8
7	44.905	106.5	49.956	87.8	Pit In		<u>2:37.955</u>	190.5	14	<u>42.826</u>	120.1	45.637	94.4	51.213		<u>2:19.676</u>	187.5

111 Bryant-Bryant								Jaguar E-Type									
lap	Sect-1	Speed	Sect-2	Speed	Sect-3	Speed	lap time	Top Speed	lap	Sect-1	Speed	Sect-2	Speed	Sect-3	Speed	lap time	Top Speed
1	Pit Out	101.3	1:07.304	68.6	Pit In		3:19.142		7	45.092	120.1	48.231	80.1	54.703		2:28.026	185.6
2	Pit Out	107.9	52.894	84.9	55.867		8:43.317		8	47.609	119.3	48.717	80.2	Pit In		2:42.274	144.6
3	46.629	115.1	48.768	77.5	54.095		2:29.492	174.5	9	Pit Out	121.8	46.074	93.8	51.007		4:06.667	
4	46.816	113.4	48.000	82.8	54.166		2:28.982	172.8	10	41.903	129.2	<u>45.321</u>	<u>95.6</u>	<u>50.445</u>		<u>2:17.669</u>	<u>213.4</u>
5	46.870	118.3	49.578	73.6	57.382		2:33.830	168.0	11	<u>41.766</u>	<u>131.5</u>	45.952	95.1	Pit In		2:35.224	208.5
6	45.900	125.1	47.687	87.0	53.397		2:26.984	171.7	12								

121 Cottingham-Bryant								AC Cobra									
lap	Sect-1	Speed	Sect-2	Speed	Sect-3	Speed	lap time	Top Speed	lap	Sect-1	Speed	Sect-2	Speed	Sect-3	Speed	lap time	Top Speed
1	Pit Out	124.1	44.210	97.8	51.890		2:16.985		9	40.825	120.9	44.276	96.3	Pit In		2:23.929	205.7
2	52.485	70.2	1:04.676	75.3	1:23.732		3:20.893	157.4	10	Pit Out	131.7	43.158	89.0	48.532		4:30.202	
3	1:25.134	47.0	1:14.565	54.9	1:22.213		4:01.912	70.3	11	40.094	130.6	41.928	87.3	48.566		2:10.588	215.1
4	43.100	116.8	43.419	96.3	49.614		2:16.133	171.7	12	39.787	137.2	42.149	89.3	48.102		2:10.038	214.7
5	40.787	127.2	42.367	95.2	48.598		2:11.752	193.9	13	39.256	136.7	42.064	87.9	48.019		2:09.339	<u>220.4</u>
6	40.335	131.4	41.995	<u>103.8</u>	<u>47.587</u>		2:09.917	201.5	14	<u>39.218</u>	136.4	42.028	89.3	Pit In		2:17.829	<u>220.4</u>
7	39.828	131.1	41.611	102.8	47.614		2:09.053	201.5	15	Pit Out	<u>139.4</u>	41.953	89.2	48.417		3:08.043	
8	39.746	133.2	<u>41.479</u>	99.8	47.677		<u>2:08.902</u>	208.9	16								

161 Binfield-Binfield								Gilbern 1800 GT									
lap	Sect-1	Speed	Sect-2	Speed	Sect-3	Speed	lap time	Top Speed	lap	Sect-1	Speed	Sect-2	Speed	Sect-3	Speed	lap time	Top Speed
1	Pit Out	113.3	52.745	92.1	56.277		2:33.026		4	51.393	94.4	51.835	<u>93.6</u>	54.913		<u>2:38.141</u>	155.6
2	48.331	108.2	53.977	76.7	1:24.348		3:06.656	163.9	5	48.927	109.2	<u>49.425</u>	89.4	<u>54.844</u>		<u>2:33.196</u>	<u>175.0</u>
3	1:24.830	46.8	1:11.338	62.2	1:23.917		4:00.085	87.4	6								