

## ALGARVE CLASSIC FESTIVAL 2019

### Autódromo Internacional do Algarve

CPVC 31 October - 3 November 2019  
 Laps and Sector Times - Race 1 Autodromo Internacional Algarve - 4652 mtr.

3 João Macedo Silva								Porsche 911 RSR									
lap	Sect-1	Speed	Sect-2	Speed	Sect-3	Speed	lap time	Top Speed	lap	Sect-1	Speed	Sect-2	Speed	Sect-3	Speed	lap time	Top Speed
1		133.2	44.857	97.1	54.521		2:26.079	158.1	7	38.430	164.1	39.524	97.5	45.661		2:03.615	220.4
2	40.723	142.1	43.135	103.8	46.307		2:10.165	215.6	8	37.793	160.2	39.125	<u>111.2</u>	<u>45.072</u>		<u>2:01.990</u>	225.5
3	38.064	155.4	39.339	97.3	45.717		2:03.120	221.3	9	38.759	155.6	39.420	102.5	45.445		2:03.624	226.4
4	38.341	142.5	41.117	101.7	46.818		2:06.276	225.0	10	<u>37.695</u>	161.0	39.914	97.6	45.444		2:03.053	<u>227.8</u>
5	38.796	158.6	39.452	98.9	45.718		2:03.966	220.0	11	37.932	167.2	39.844	99.5	46.451		2:04.227	224.5
6	37.731	151.9	<u>39.100</u>	105.0	46.381		2:03.212	223.6	12	39.547	<u>170.9</u>	40.452	107.5	46.185		2:06.184	220.9

5 Pedro Poças								Porsche 924									
lap	Sect-1	Speed	Sect-2	Speed	Sect-3	Speed	lap time	Top Speed	lap	Sect-1	Speed	Sect-2	Speed	Sect-3	Speed	lap time	Top Speed
1	56.413	<u>130.3</u>	<u>51.760</u>	<u>80.0</u>	<u>57.671</u>		<u>2:45.844</u>	140.6	2								

6 Joaquim Jorge								Ford Escort RS 1600									
lap	Sect-1	Speed	Sect-2	Speed	Sect-3	Speed	lap time	Top Speed	lap	Sect-1	Speed	Sect-2	Speed	Sect-3	Speed	lap time	Top Speed
1		132.5	42.654	103.7	57.398		2:23.714	163.4	7	38.581	154.7	39.586	111.9	46.518		2:04.685	222.2
2	39.547	142.3	41.402	<u>117.1</u>	46.359		2:07.308	214.7	8	38.264	152.8	40.088	86.7	46.857		2:05.209	225.5
3	38.945	150.8	40.623	106.6	46.162		2:05.730	220.9	9	39.416	156.1	39.930	110.0	<u>45.502</u>		2:04.848	227.4
4	38.478	154.3	39.103	113.7	46.171		2:03.752	219.5	10	38.410	160.2	39.487	101.5	<u>45.502</u>		<u>2:03.399</u>	228.8
5	38.905	157.2	<u>39.094</u>	104.8	45.755		2:03.754	220.4	11	<u>38.175</u>	149.8	39.649	109.0	45.587		2:03.411	<u>230.3</u>
6	38.227	158.6	39.657	114.2	46.316		2:04.200	224.1	12	39.548	<u>160.5</u>	40.336	101.6	46.315		2:06.199	226.9

8 Leite-Santos								Mazda RX2-S122A									
lap	Sect-1	Speed	Sect-2	Speed	Sect-3	Speed	lap time	Top Speed	lap	Sect-1	Speed	Sect-2	Speed	Sect-3	Speed	lap time	Top Speed
1		123.6	50.540	84.9	53.662		2:34.009	144.8	7	44.737	132.7	47.150	85.7	53.131		2:25.018	208.9
2	44.921	129.3	47.852	78.9	57.684		2:30.457	206.9	8	<u>44.171</u>	117.9	47.448	92.9	54.347		2:25.966	204.5
3	44.959	138.8	48.205	87.4	52.124		2:25.288	200.7	9	44.857	111.0	47.413	82.6	52.350		2:24.620	208.9
4	44.343	132.8	46.406	88.0	<u>51.581</u>		2:22.330	208.1	10	44.954	126.6	47.208	89.1	53.293		2:25.455	207.7
5	44.386	139.9	<u>46.214</u>	<u>94.2</u>	51.659		<u>2:22.259</u>	209.3	11	44.437	116.6	47.343	92.0	52.328		2:24.108	210.1
6	45.291	<u>146.5</u>	47.524	78.3	52.327		2:25.142	<u>211.4</u>	12								

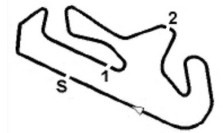
10 Bruno Pires								Datsun 1200									
lap	Sect-1	Speed	Sect-2	Speed	Sect-3	Speed	lap time	Top Speed	lap	Sect-1	Speed	Sect-2	Speed	Sect-3	Speed	lap time	Top Speed
1		115.9	48.973	101.1	50.528		2:29.753	156.3	7	45.004	129.7	45.266	<u>102.5</u>	<u>50.268</u>		2:20.538	173.1
2	44.229	116.5	46.145	94.3	50.925		2:21.299	<u>186.5</u>	8	44.387	133.2	47.221	90.8	51.391		2:22.999	175.9
3	44.233	123.4	45.786	99.0	50.393		2:20.412	180.6	9	46.445	126.9	<u>45.227</u>	98.0	50.367		2:22.039	177.0
4	43.969	122.0	45.581	96.5	50.392		<u>2:19.942</u>	177.6	10	<u>43.481</u>	<u>133.8</u>	47.268	98.0	50.299		2:21.048	184.0
5	44.242	131.7	45.560	98.4	51.200		2:21.002	174.8	11	45.137	120.4	47.266	101.5	52.706		2:25.109	167.7
6	44.566	123.0	45.594	97.6	51.167		2:21.327	173.6	12								

11 Fernando Xavier								Volkswagen Scirocco									
lap	Sect-1	Speed	Sect-2	Speed	Sect-3	Speed	lap time	Top Speed	lap	Sect-1	Speed	Sect-2	Speed	Sect-3	Speed	lap time	Top Speed
1		136.0	46.896	102.0	51.478		2:29.236	155.2	7	43.148	139.2	<u>44.308</u>	99.1	50.936		2:18.392	181.5
2	44.266	131.9	45.396	<u>103.5</u>	1:02.831		2:32.493	183.4	8	43.537	143.8	45.227	89.0	52.661		2:21.425	<u>183.7</u>
3	45.164	144.2	46.239	94.4	50.399		2:21.802	182.1	9	43.421	137.1	45.173	93.0	51.573		2:20.167	180.9
4	43.194	140.3	44.644	93.7	<u>50.153</u>		2:17.991	181.5	10	44.873	142.7	45.102	98.6	52.759		2:22.734	176.2
5	<u>42.852</u>	139.7	44.327	100.8	50.685		<u>2:17.864</u>	181.5	11	43.731	136.0	44.970	96.7	52.037		2:20.738	178.5
6	42.969	<u>146.3</u>	44.478	91.0	50.665		2:18.112	182.1	12								

12 Rui Azevedo								Ford Escort RS 2000									
lap	Sect-1	Speed	Sect-2	Speed	Sect-3	Speed	lap time	Top Speed	lap	Sect-1	Speed	Sect-2	Speed	Sect-3	Speed	lap time	Top Speed
1		139.9	42.483	100.2	48.041		2:12.144	157.9	7	38.879	149.8	40.032	<u>106.1</u>	47.238		2:06.149	215.1
2	40.963	152.3	41.616	92.2	46.867		2:09.446	209.7	8	38.960	<u>161.2</u>	40.326	93.4	45.908		2:05.194	217.3
3	39.422	155.2	40.621	102.5	46.251		2:06.294	214.7	9	38.785	152.1	40.324	97.9	45.978		2:05.087	219.1
4	38.687	157.0	40.330	97.4	47.361		2:06.378	216.4	10	38.946	157.9	40.218	99.4	45.995		2:05.159	220.9
5	38.662	152.5	40.120	102.6	46.057		2:04.839	216.4	11	<u>38.506</u>	150.6	<u>39.524</u>	105.0	<u>45.680</u>		<u>2:03.710</u>	<u>225.5</u>
6	38.573	150.6	40.069	103.9	46.595		2:05.237	216.9	12	39.139	<u>161.2</u>	40.370	100.7	46.977		2:06.486	225.0



## ALGARVE CLASSIC FESTIVAL 2019

Autódromo Internacional do Algarve

CPVC 31 October - 3 November 2019  
Laps and Sector Times - Race 1 Autodromo Internacional Algarve - 4652 mtr.

13 João Braga								Datsun 1200									
lap	Sect-1	Speed	Sect-2	Speed	Sect-3	Speed	lap time	Top Speed	lap	Sect-1	Speed	Sect-2	Speed	Sect-3	Speed	lap time	Top Speed
1		126.5	50.349	87.7	53.099		2: 36.885	141.7	7	<u>44.429</u>	135.0	46.663	88.0	<u>52.629</u>		<u>2: 23.721</u>	180.0
2	46.560	124.9	47.758	91.5	54.812		2: 29.130	176.5	8	45.137	139.0	46.657	84.8	53.851		2: 25.645	180.9
3	46.818	133.7	47.249	90.2	53.243		2: 27.310	172.0	9	45.276	131.9	46.462	87.4	52.744		2: 24.482	179.1
4	45.789	122.6	47.401	<u>92.0</u>	53.891		2: 27.081	180.0	10	44.813	<u>156.3</u>	<u>46.337</u>	79.1	53.729		2: 24.879	177.9
5	45.764	126.8	47.042	89.3	52.700		2: 25.506	175.9	11	44.703	140.3	46.805	85.6	52.790		2: 24.298	<u>181.2</u>
6	46.580	119.6	48.659	85.2	54.305		2: 29.544	173.4	12								

17 João Vieira								Porsche 914-6 GT									
lap	Sect-1	Speed	Sect-2	Speed	Sect-3	Speed	lap time	Top Speed	lap	Sect-1	Speed	Sect-2	Speed	Sect-3	Speed	lap time	Top Speed
1	Pit Out	112.7	50.500	75.5	56.256		<u>2: 29.763</u>		6	45.268	129.5	48.012	86.0	53.451		2: 26.731	202.2
2	47.607	122.6	48.237	79.2	54.549		2: 30.393	186.5	7	43.732	128.3	47.203	88.3	52.249		2: 23.184	197.8
3	46.563	120.0	47.380	84.6	55.284		2: 29.227	184.0	8	<u>43.315</u>	<u>139.0</u>	45.889	84.8	52.368		2: 21.572	<u>210.5</u>
4	44.625	125.6	45.725	85.5	53.018		2: 23.368	198.5	9	43.926	116.5	45.959	89.4	<u>50.865</u>		<u>2: 20.750</u>	198.5
5	44.285	136.2	47.201	85.9	52.217		2: 23.703	204.2	10	43.715	138.8	<u>45.364</u>	<u>90.3</u>	51.904		2: 20.983	178.5

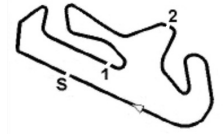
20 Rui Alves								Ford Escort RS 1600									
lap	Sect-1	Speed	Sect-2	Speed	Sect-3	Speed	lap time	Top Speed	lap	Sect-1	Speed	Sect-2	Speed	Sect-3	Speed	lap time	Top Speed
1		131.4	43.458	101.6	49.225		2: 15.259	165.4	7	39.536	154.5	40.540	107.5	48.366		2: 08.442	210.1
2	40.774	146.3	42.808	102.1	48.285		2: 11.867	213.4	8	40.424	154.7	41.306	110.2	47.761		2: 09.491	211.4
3	40.374	142.1	40.557	111.6	<u>46.780</u>		2: 07.711	213.4	9	40.191	146.3	41.313	104.5	47.161		2: 08.665	206.9
4	38.976	148.1	<u>39.815</u>	110.2	46.869		<u>2: 05.660</u>	<u>215.1</u>	10	39.368	162.7	41.062	107.7	46.825		2: 07.255	214.7
5	39.598	151.0	39.867	106.3	46.911		2: 06.376	214.3	11	38.984	<u>169.5</u>	40.789	114.9	46.937		2: 06.710	213.9
6	<u>38.959</u>	150.0	39.830	<u>119.2</u>	47.699		2: 06.488	212.6	12	39.016	161.7	39.964	114.8	46.998		2: 05.978	213.4

21 Nuno Augusto								Ford Escort MK 2 RS 2000									
lap	Sect-1	Speed	Sect-2	Speed	Sect-3	Speed	lap time	Top Speed	lap	Sect-1	Speed	Sect-2	Speed	Sect-3	Speed	lap time	Top Speed
1		111.6	48.753	83.7	54.797		2: 36.422	145.2	7	45.763	129.0	46.950	92.0	53.132		2: 25.845	<u>185.2</u>
2	46.104	124.4	47.404	92.9	55.774		2: 29.282	180.0	8	<u>45.258</u>	130.1	46.991	87.2	52.913		2: 25.162	182.7
3	45.644	132.2	48.148	93.8	53.408		2: 27.200	181.5	9	45.427	126.6	47.272	93.6	<u>52.349</u>		<u>2: 25.048</u>	182.4
4	45.545	121.8	47.127	<u>96.2</u>	54.418		2: 27.090	181.5	10	45.645	<u>136.4</u>	48.764	86.5	53.457		2: 27.866	178.5
5	45.513	128.4	<u>46.873</u>	93.8	52.975		2: 25.361	183.7	11	46.048	128.0	47.187	84.4	54.052		2: 27.287	184.9
6	46.539	122.2	48.731	91.4	56.755		2: 32.025	171.4	12								

24 Antonio Soares								Ford Escort RS 1600									
lap	Sect-1	Speed	Sect-2	Speed	Sect-3	Speed	lap time	Top Speed	lap	Sect-1	Speed	Sect-2	Speed	Sect-3	Speed	lap time	Top Speed
1		116.3	47.465	97.8	51.746		2: 26.449	148.4	7	41.080	136.4	42.693	111.3	48.473		2: 12.246	200.7
2	42.884	134.0	44.047	106.6	49.418		2: 16.349	196.4	8	41.390	134.2	42.124	103.1	48.074		2: 11.588	205.3
3	42.353	136.9	42.719	110.8	<u>47.886</u>		2: 12.958	193.5	9	41.590	141.0	42.015	102.7	48.135		2: 11.740	201.1
4	40.929	122.9	43.562	87.6	49.024		2: 13.515	199.6	10	41.136	132.2	41.934	110.5	48.156		<u>2: 11.226</u>	204.5
5	41.946	126.0	42.270	<u>114.6</u>	48.338		2: 12.554	<u>206.9</u>	11	<u>40.910</u>	135.8	42.642	110.8	48.991		2: 12.543	202.2
6	40.914	124.9	42.669	102.6	48.599		2: 12.182	192.9	12	40.946	<u>150.0</u>	<u>41.361</u>	111.5	49.524		2: 11.831	203.4

27 Carlos Vieira								Ford Escort RS 1600									
lap	Sect-1	Speed	Sect-2	Speed	Sect-3	Speed	lap time	Top Speed	lap	Sect-1	Speed	Sect-2	Speed	Sect-3	Speed	lap time	Top Speed
1		149.2	41.762	106.3	47.389		2: 09.693	161.0	7	38.616	154.3	39.956	106.2	45.945		2: 04.517	208.9
2	40.023	153.8	40.780	109.4	46.590		2: 07.393	204.9	8	39.311	157.7	40.237	104.5	46.624		2: 06.172	<u>213.0</u>
3	39.018	165.6	39.825	110.4	46.630		2: 05.473	206.9	9	38.774	148.6					2: 05.303	210.5
4	38.739	145.2	40.773	106.7	46.118		2: 05.630	208.9	10	<u>38.402</u>	149.8	<u>39.252</u>	109.4	<u>45.617</u>		<u>2: 03.271</u>	211.8
5	38.453	165.1	39.525	107.5	45.906		2: 03.884	208.5	11	38.405	159.3	39.627	<u>115.0</u>	45.784		2: 03.816	212.6
6	38.803	151.7	39.603	107.7	46.097		2: 04.503	210.5	12	38.595	157.2	39.643	114.3	46.345		2: 04.583	211.8

28 José Balça								Ford Escort Cortina Lotus									
lap	Sect-1	Speed	Sect-2	Speed	Sect-3	Speed	lap time	Top Speed	lap	Sect-1	Speed	Sect-2	Speed	Sect-3	Speed	lap time	Top Speed
1		55.026	49.957	91.4	54.940		2: 39.923	144.0	6	48.001	127.2	49.243	94.2	53.958		2: 31.202	161.9
2	49.646	122.3	50.264	86.7	55.483		2: 35.393	161.2	7	<u>47.392</u>	136.4	<u>48.001</u>	<u>108.0</u>	<u>53.677</u>		<u>2: 29.070</u>	162.2
3	48.193	129.0	49.467	93.0	54.203		2: 31.863	162.4	8	48.741	<u>137.4</u>	49.398	89.1	56.035		2: 34.174	<u>166.2</u>


**ALGARVE CLASSIC FESTIVAL 2019**

Autódromo Internacional do Algarve

CPVC

31 October - 3 November 2019

Laps and Sector Times - Race 1

Autodromo Internacional Algarve - 4652 mtr.

4	48.726	130.6	49.218	93.7	55.206	2:33.150	161.7	9	51.488	123.0	52.352	85.5	56.782	2:40.622	143.6
5	48.608	122.4	49.927	97.0	56.751	2:35.286	161.9	10	47.674	136.7	50.102	95.0	55.901	2:33.677	163.4

29 José Fafiães								Datsun 1200									
lap	Sect-1	Speed	Sect-2	Speed	Sect-3	Speed	lap time	Top Speed	lap	Sect-1	Speed	Sect-2	Speed	Sect-3	Speed	lap time	Top Speed
1		125.9	50.003	83.1	54.145		2:34.946	151.7	7	43.933	137.8	46.012	89.0	51.410		2:21.355	171.7
2	46.258	133.2	47.188	93.0	53.230		2:26.676	177.9	8	44.792	143.6	45.073	92.1	<u>50.497</u>		<u>2:20.362</u>	174.8
3	45.476	137.9	47.376	91.4	50.896		2:23.748	175.9	9	44.617	142.5	45.526	83.9	50.813		2:20.956	172.2
4	<u>43.849</u>	135.0	45.061	93.5	51.932		2:20.842	<u>179.1</u>	10	44.146	132.2	46.135	93.8	50.878		2:21.159	172.0
5	45.195	138.5	46.310	88.1	51.504		2:23.009	169.5	11	44.436	<u>143.8</u>	<u>44.961</u>	93.1	51.211		2:20.608	166.9
6	44.557	141.7	45.286	<u>96.8</u>	51.135		2:20.978	175.0	12								

30 Carlos Fernandes								BMW 2002 Ti									
lap	Sect-1	Speed	Sect-2	Speed	Sect-3	Speed	lap time	Top Speed	lap	Sect-1	Speed	Sect-2	Speed	Sect-3	Speed	lap time	Top Speed
1		<u>133.3</u>	<u>46.636</u>	<u>101.3</u>	<u>51.294</u>		<u>2:26.967</u>	164.4	2								

32 Jorge Cruz								BMW 323i									
lap	Sect-1	Speed	Sect-2	Speed	Sect-3	Speed	lap time	Top Speed	lap	Sect-1	Speed	Sect-2	Speed	Sect-3	Speed	lap time	Top Speed
1		130.4	46.047	96.6	52.188		2:23.257	155.6	7	41.082	<u>151.0</u>	<u>42.559</u>	99.3	48.380		2:12.021	197.1
2	43.278	127.5	45.609	95.2	50.061		2:18.948	191.8	8	41.151	140.8	42.968	96.2	48.582		2:12.701	197.4
3	43.038	129.7	43.698	96.1	48.427		2:15.163	195.7	9	41.462	149.0	42.931	<u>101.2</u>	49.162		2:13.555	197.8
4	<u>40.751</u>	129.2	42.815	97.3	48.379		<u>2:11.945</u>	<u>200.4</u>	10	41.478	130.4	43.644	96.1	49.301		2:14.423	198.2
5	42.209	141.2	43.400	96.3	<u>48.353</u>		2:13.962	198.9	11	41.645	141.7	43.949	92.1	49.979		2:15.573	196.7
6	41.466	132.4	43.568	98.5	48.443		2:13.477	196.7	12	44.638	130.9	45.927	98.2	51.776		2:22.341	179.7

33 João Cruz								Ford Anglia									
lap	Sect-1	Speed	Sect-2	Speed	Sect-3	Speed	lap time	Top Speed	lap	Sect-1	Speed	Sect-2	Speed	Sect-3	Speed	lap time	Top Speed
1		129.8	46.560	90.2	51.098		2:23.852	163.1	7	41.554	143.8	<u>43.144</u>	97.7	<u>48.119</u>		<u>2:12.817</u>	197.8
2	43.155	134.5	44.853	93.6	50.222		2:18.230	195.7	8	<u>41.303</u>	<u>154.5</u>	43.843	98.9	49.105		2:14.251	<u>200.7</u>
3	42.510	140.8	44.271	94.2	49.627		2:16.408	198.2	9	41.672	145.2	43.514	99.4	49.181		2:14.367	198.9
4	41.456	135.8	45.147	93.2	49.244		2:15.847	<u>200.7</u>	10	41.741	144.4	43.271	<u>101.4</u>	49.909		2:14.921	197.4
5	42.110	139.0	43.628	94.1	49.572		2:15.310	199.3	11	41.643	147.3	44.092	95.2	48.332		2:14.067	196.0
6	41.800	129.0	44.042	93.3	49.336		2:15.178	199.6	12	41.634	139.7	43.988	93.1	49.943		2:15.565	196.4

39 Duarte-Jesus								Alfa Romeo 2000 GT Veloce (GT AM)									
lap	Sect-1	Speed	Sect-2	Speed	Sect-3	Speed	lap time	Top Speed	lap	Sect-1	Speed	Sect-2	Speed	Sect-3	Speed	lap time	Top Speed
1		131.9	48.842	91.8	53.266		2:35.401	159.8	7	<u>43.300</u>	145.0	<u>45.916</u>	98.0	51.262		<u>2:20.478</u>	185.9
2	45.374	141.2	47.900	89.7	53.171		2:26.445	<u>189.5</u>	8	43.856	144.2	46.038	103.4	51.815		2:21.709	186.9
3	45.016	144.8	47.030	100.3	50.984		2:23.030	187.5	9	44.836	<u>150.6</u>	46.553	<u>105.8</u>	53.292		2:24.681	187.8
4	43.683	143.0	46.853	100.4	51.388		2:21.924	186.9	10	44.371	135.3	47.052	97.6	52.443		2:23.866	183.4
5	43.978	141.9	46.283	97.0	52.109		2:22.370	185.9	11	45.130	150.2	46.995	93.6	52.498		2:24.623	182.4
6	44.225	149.4	46.243	99.4	<u>50.815</u>		2:21.283	182.7	12								

55 Amaral-Barata								Datsun 1000									
lap	Sect-1	Speed	Sect-2	Speed	Sect-3	Speed	lap time	Top Speed	lap	Sect-1	Speed	Sect-2	Speed	Sect-3	Speed	lap time	Top Speed
1	58.740	110.0	56.030	81.2	1:03.830		2:58.600	131.1	6	57.987	104.0	<u>55.948</u>	75.7	<u>1:02.704</u>		2:56.639	129.3
2	57.697	102.2	1:00.151	71.6	1:05.752		3:03.600	128.1	7	56.088	113.9	56.112	80.7	1:03.309		2:55.509	126.0
3	56.886	101.8	57.694	69.3	1:03.792		2:58.372	142.5	8	55.852	104.3	56.133	80.7	1:04.482		2:56.467	137.9
4	57.944	114.2	56.184	78.3	1:04.246		2:58.374	142.5	9	<u>54.490</u>	105.2	56.967	<u>85.6</u>	1:03.200		<u>2:54.657</u>	<u>143.2</u>
5	54.505	<u>125.0</u>	56.487	76.2	1:03.675		2:54.667	141.7	10								

60 Pedro Bastos Resende								Porsche 911 RS 3.0									
lap	Sect-1	Speed	Sect-2	Speed	Sect-3	Speed	lap time	Top Speed	lap	Sect-1	Speed	Sect-2	Speed	Sect-3	Speed	lap time	Top Speed
1		132.2	43.238	105.0	49.026		2:15.604	163.1	7	39.466	155.6	40.449	104.3	47.163		2:07.078	214.3
2	41.875	141.5	42.475	102.1	48.652		2:13.002	203.4	8	39.642	160.0	40.352	103.9	47.859		2:07.853	220.9
3	40.524	145.2	41.260	<u>107.1</u>	47.492		2:09.276	210.5	9	38.797	<u>168.5</u>	41.141	103.7	46.947		2:06.885	220.0
4	39.558	152.3	40.956	106.6	47.184		2:07.698	220.9	10	38.766	161.4	40.990	100.7	46.768		2:06.524	222.7
5	39.859	156.1	40.884	102.0	47.569		2:08.312	219.1	11	<u>38.628</u>	158.1	40.600	101.8	46.905		2:06.133	<u>224.5</u>

**ALGARVE CLASSIC FESTIVAL 2019**

Autódromo Internacional do Algarve

CPVC

31 October - 3 November 2019

Laps and Sector Times - Race 1

Autodromo Internacional Algarve - 4652 mtr.

6	39.061	157.9	40.459	100.3	46.954	2:06.474	220.4	12	38.896	157.2	<u>40.029</u>	105.1	<u>46.725</u>	2:05.650	224.5
---	--------	-------	--------	-------	--------	----------	-------	----	--------	-------	---------------	-------	---------------	----------	-------

65 Pedro Barbosa								Datsun 1300									
lap	Sect-1	Speed	Sect-2	Speed	Sect-3	Speed	lap time	Top Speed	lap	Sect-1	Speed	Sect-2	Speed	Sect-3	Speed	lap time	Top Speed
1							2:45.148		6							2:29.751	
2							2:40.858		7							2:26.098	
3							2:31.916		8							2:25.658	
4							2:27.956		9							2:26.186	
5							2:29.395		10							<u>2:24.617</u>	

67 Pinto-Pinto								BMW 2002 Ti									
lap	Sect-1	Speed	Sect-2	Speed	Sect-3	Speed	lap time	Top Speed	lap	Sect-1	Speed	Sect-2	Speed	Sect-3	Speed	lap time	Top Speed
1		119.9	47.309	93.6	50.963		2:25.980	166.4	7	42.216	141.9	43.752	106.9	49.485		2:15.453	192.2
2	43.031	135.7	43.487	96.9	49.311		2:15.829	197.1	8	42.554	135.3	43.998	104.8	49.652		2:16.204	193.9
3	41.543	141.4	<u>42.706</u>	104.9	<u>48.330</u>		<u>2:12.579</u>	195.3	9	41.400	145.4	43.427	103.7	49.325		2:14.152	199.3
4	<u>41.281</u>	135.7	44.322	92.6	48.703		2:14.306	199.6	10	41.712	141.7	44.422	104.5	51.727		2:17.861	<u>201.1</u>
5	42.790	124.6	44.286	108.9	49.109		2:16.185	190.8	11	41.674	<u>145.9</u>	43.526	<u>113.9</u>	56.292		2:21.492	196.7
6	42.111	134.3	43.929	101.3	50.118		2:16.158	197.4	12								

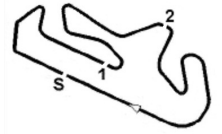
68 Joaquim Soares								Lotus Elan 26 R									
lap	Sect-1	Speed	Sect-2	Speed	Sect-3	Speed	lap time	Top Speed	lap	Sect-1	Speed	Sect-2	Speed	Sect-3	Speed	lap time	Top Speed
1		119.6	49.439	90.8	51.511		2:28.086	166.9	7	41.735	140.6	44.359	85.8	51.053		2:17.147	195.7
2	44.343	135.2	45.214	96.5	50.360		2:19.917	185.2	8	42.970	138.5	43.620	97.6	50.812		2:17.402	184.6
3	43.088	128.9	45.568	96.8	50.466		2:19.122	190.8	9	<u>41.199</u>	<u>143.2</u>	43.273	92.2	49.129		<u>2:13.601</u>	199.3
4	41.957	142.9	<u>42.947</u>	96.9	<u>49.086</u>		2:13.990	198.2	10	42.443	135.7	44.679	<u>98.7</u>	51.154		2:18.276	<u>202.6</u>
5	41.594	142.7	44.011	97.4	50.367		2:15.972	195.3	11	44.235	140.4	45.417	96.9	52.481		2:22.133	154.9
6	42.402	142.1	43.222	98.0	49.374		2:14.998	189.1	12								

69 Romulo Mineiro								Ford Escort RS 1600									
lap	Sect-1	Speed	Sect-2	Speed	Sect-3	Speed	lap time	Top Speed	lap	Sect-1	Speed	Sect-2	Speed	Sect-3	Speed	lap time	Top Speed
1		126.3	43.290	98.0	47.931		2:15.179	157.9	7	38.829	145.6	39.634	<u>106.8</u>	46.283		2:04.746	208.9
2	40.785	152.5	42.285	95.2	47.658		2:10.728	211.4	8	38.555	<u>158.4</u>	40.139	89.4	<u>45.725</u>		<u>2:04.419</u>	215.1
3	39.916	138.3	41.078	98.6	47.086		2:08.080	201.5	9	38.578	155.4	39.845	95.7	46.242		2:04.665	218.2
4	38.827	141.9	39.700	100.3	47.013		2:05.540	213.9	10	<u>38.315</u>	157.7	40.045	98.8	46.086		2:04.446	214.7
5	38.837	154.9	<u>39.429</u>	101.3	46.284		2:04.550	213.0	11	39.511	149.8	40.426	97.7	45.989		2:05.926	<u>222.7</u>
6	38.637	156.3	40.126	104.8	45.726		2:04.489	215.6	12	39.957	152.5	41.019	94.2	46.717		2:07.693	219.1

76 Luís Carlos								Ford Escort RS MK II									
lap	Sect-1	Speed	Sect-2	Speed	Sect-3	Speed	lap time	Top Speed	lap	Sect-1	Speed	Sect-2	Speed	Sect-3	Speed	lap time	Top Speed
1		120.1	46.884	89.9	50.536		2:22.679	160.5	7	41.437	145.0	<u>43.146</u>	95.6	49.357		<u>2:13.940</u>	200.0
2	42.730	139.5	44.959	93.1	49.447		2:17.136	197.1	8	<u>41.110</u>	137.8	43.634	96.9	49.969		2:14.713	207.3
3	41.744	138.6	43.567	97.9	48.938		2:14.249	207.7	9	41.544	141.5	43.705	96.7	49.940		2:15.189	205.7
4	41.875	131.4	43.809	95.2	<u>48.423</u>		2:14.107	<u>208.5</u>	10	42.254	136.9	43.722	95.2	49.467		2:15.443	204.5
5	41.750	146.1	43.988	98.5	48.703		2:14.441	206.5	11	42.222	143.6	43.818	93.9	49.593		2:15.633	194.2
6	41.628	137.6	43.715	<u>98.7</u>	49.449		2:14.792	204.2	12	41.572	<u>146.3</u>	44.138	96.0	50.507		2:16.217	207.7

90 Luís Alegria								Datsun 1200									
lap	Sect-1	Speed	Sect-2	Speed	Sect-3	Speed	lap time	Top Speed	lap	Sect-1	Speed	Sect-2	Speed	Sect-3	Speed	lap time	Top Speed
1		118.8	50.283	81.9	53.889		2:34.949	152.3	6	51.045	117.9	47.994	94.4	57.407		2:36.446	126.2
2	45.228	135.2	46.734	91.8	55.310		2:27.272	171.4	7	52.465	120.1	49.263	90.5	54.977		2:36.705	121.8
3	45.456	133.0	47.264	90.3	<u>50.356</u>		<u>2:23.076</u>	176.2	8	51.280	116.6	48.275	94.3	54.384		2:33.939	123.7
4	<u>43.471</u>	<u>141.2</u>	<u>44.959</u>	93.2	56.752		2:25.182	<u>177.3</u>	9	50.048	121.1	48.072	<u>95.0</u>	54.468		2:32.588	126.8
5	51.589	119.6	48.409	94.1	54.223		2:34.221	123.0	10	51.062	110.8	48.439	94.0	54.839		2:34.340	125.9

93 Pedro Serrador								Porsche 928 S									
lap	Sect-1	Speed	Sect-2	Speed	Sect-3	Speed	lap time	Top Speed	lap	Sect-1	Speed	Sect-2	Speed	Sect-3	Speed	lap time	Top Speed
1		119.3	48.164	92.0	51.304		2:25.661	167.7	5	45.323	122.0	48.187	95.3	52.397		2:25.907	183.4
2	44.244	124.6	46.794	<u>100.7</u>	<u>50.204</u>		2:21.242	<u>195.7</u>	6	46.271	120.8	48.615	96.9	53.488		2:28.374	173.9



## ALGARVE CLASSIC FESTIVAL 2019

Autódromo Internacional do Algarve

CPVC 31 October - 3 November 2019  
 Laps and Sector Times - Race 1 Autodromo Internacional Algarve - 4652 mtr.

3	<u>43.237</u>	126.3	<u>46.177</u>	97.4	51.334	<u>2:20.748</u>	192.9	7	46.208	124.3	50.061	89.1	55.395	2:31.664	172.2
4	44.636	<u>133.7</u>	46.883	95.8	52.014	2:23.533	182.1	8							

190 Carlos Fava								Volkswagen 1303									
lap	Sect-1	Speed	Sect-2	Speed	Sect-3	Speed	lap time	Top Speed	lap	Sect-1	Speed	Sect-2	Speed	Sect-3	Speed	lap time	Top Speed
1	56.675	117.0	52.018	83.3	58.581		2:47.274	142.7	6	51.812	132.5	52.790	<u>95.1</u>	57.731		2:42.333	158.4
2	51.327	118.3	52.593	85.2	56.922		2:40.842	<u>166.2</u>	7	50.620	110.9	51.799	80.7	1:00.726		2:43.145	159.5
3	<u>49.731</u>	<u>138.5</u>	<u>49.785</u>	87.2	<u>55.634</u>		<u>2:35.150</u>	162.4	8	50.486	115.5	55.075	87.6	57.850		2:43.411	158.4
4	50.355	120.9	54.457	84.2	1:02.309		2:47.121	162.9	9	50.148	115.4	55.272	87.2	57.314		2:42.734	161.2
5	50.543	127.4	52.781	82.6	59.011		2:42.335	163.1	10	52.210	126.0	52.987	77.9	1:02.012		2:47.209	165.9