
ALGARVE CLASSIC FESTIVAL 2019

Autódromo Internacional do Algarve

ALGARVE Sports Cars Pre-1975

31 October - 3 November 2019

Laps and Sector Times - Race

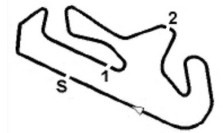
Autodromo Internacional Algarve - 4652 mtr.

2 Ferrão-Ferrão(PT)								Ford Escort RS2000 "RODAM"									
lap	Sect-1	Speed	Sect-2	Speed	Sect-3	Speed	lap time	Top Speed	lap	Sect-1	Speed	Sect-2	Speed	Sect-3	Speed	lap time	Top Speed
1		118.0	50.547	82.2	54.954		2:36.900	144.4	13	Pit Out	127.4	48.397	84.8	54.065		3:59.542	
2	46.821	117.6	48.891	76.1	54.787		2:30.499	180.3	14	45.539	117.9	48.348	82.6	54.245		2:28.132	181.5
3	47.073	116.4	48.392	75.0	54.237		2:29.702	182.1	15	46.527	132.4	48.732	75.3	54.578		2:29.837	184.6
4	46.371	115.3	48.581	<u>87.7</u>	55.784		2:30.736	191.2	16	46.504	108.1	48.822	75.8	53.809		2:29.135	190.8
5	46.770	114.2	50.211	72.9	55.241		2:32.222	189.5	17	45.834	116.4	47.889	81.3	54.060		2:27.783	194.2
6	46.122	121.2	49.368	78.1	54.620		2:30.110	181.5	18	45.858	115.8	48.522	75.9	54.234		2:28.614	191.5
7	45.592	120.9	48.707	76.3	54.013		2:28.312	<u>197.8</u>	19	46.141	131.2	48.308	76.4	<u>53.397</u>		2:27.846	187.8
8	45.735	119.6	<u>47.769</u>	85.6	56.053		2:29.557	190.8	20	46.268	128.7	47.991	83.5	54.677		2:28.936	184.0
9	47.832	122.7	50.124	78.5	55.408		2:33.364	172.8	21	45.611	126.3	47.916	78.8	53.550		2:27.077	191.5
10	47.442	115.1	49.324	79.2	54.889		2:31.655	156.5	22	45.658	122.6	48.754	77.1	53.399		2:27.811	189.8
11	47.283	111.3	49.449	79.5	55.065		2:31.797	161.2	23	<u>45.218</u>	129.5	48.038	83.3	53.768		<u>2:27.024</u>	190.8
12	47.648	123.4	49.174	73.8	Pit In		<u>2:40.150</u>	165.1	24	45.539	<u>133.8</u>	48.465	76.3	53.759		2:27.763	196.4

9 Hilliard-Padmore (UK)								Chevron B19									
lap	Sect-1	Speed	Sect-2	Speed	Sect-3	Speed	lap time	Top Speed	lap	Sect-1	Speed	Sect-2	Speed	Sect-3	Speed	lap time	Top Speed
1		147.7	38.860	111.1	43.378		2:01.942	188.2	16	36.612	150.4	38.964	107.7	43.681		1:59.257	234.8
2	36.487	148.4	37.829	110.2	42.605		1:56.921	236.8	17	36.933	141.4	38.496	108.7	Pit In		<u>2:08.080</u>	233.8
3	36.692	150.8	37.769	108.3	43.451		1:57.912	237.4	18	Pit Out	156.5	36.955	112.3	41.502		<u>3:27.778</u>	
4	36.595	155.4	37.868	103.7	43.105		1:57.568	235.3	19	35.772	155.2	37.313	<u>113.6</u>	41.386		1:54.471	238.4
5	37.455	150.2	37.975	108.2	42.977		1:58.407	219.5	20	35.219	158.1	37.392	106.7	41.434		1:54.045	239.5
6	36.267	151.7	37.649	107.4	42.877		1:56.793	235.3	21	<u>35.049</u>	161.4	<u>36.628</u>	111.1	<u>41.360</u>		<u>1:53.037</u>	<u>240.0</u>
7	36.435	159.8	37.842	105.1	43.140		1:57.417	222.7	22	35.822	154.9	37.186	106.7	41.708		1:54.716	238.4
8	36.394	153.6	37.490	109.8	43.525		1:57.409	235.8	23	36.239	145.2	37.863	112.4	42.396		1:56.498	237.4
9	36.511	<u>161.7</u>	38.458	110.0	43.437		1:58.406	233.3	24	35.836	151.0	38.117	108.4	41.917		1:55.870	229.8
10	36.874	149.4	37.989	107.1	43.085		1:57.948	233.3	25	36.180	151.0	37.391	107.6	42.047		1:55.618	233.8
11	36.624	147.7	38.207	105.0	43.420		1:58.251	236.3	26	36.536	149.2	37.111	107.4	41.989		1:55.636	206.1
12	36.422	156.3	38.466	105.0	43.111		1:57.999	235.8	27	36.154	145.0	38.444	108.7	42.246		1:56.844	220.9
13	36.567	145.9	38.941	103.7	43.373		1:58.881	236.3	28	36.300	140.8	37.916	110.8	42.904		1:57.120	232.8
14	36.706	150.6	38.244	101.4	43.429		1:58.379	235.3	29	35.954	155.2	37.320	108.8	42.200		1:55.474	233.3
15	36.626	150.2	38.133	101.7	43.699		1:58.458	236.3	30	36.520	149.8	37.952	107.5	43.340		1:57.812	213.4

10 Garcia-Garcia(PT)								BMW 635 CSI									
lap	Sect-1	Speed	Sect-2	Speed	Sect-3	Speed	lap time	Top Speed	lap	Sect-1	Speed	Sect-2	Speed	Sect-3	Speed	lap time	Top Speed
1		134.7	46.314	96.6	50.726		2:23.253	165.1	14	Pit Out	120.9	47.998	90.0	54.068		<u>4:08.354</u>	
2	44.966	125.7	45.760	90.6	50.500		2:21.226	184.0	15	44.917	124.6	47.205	88.5	52.368		2:24.490	189.5
3	43.288	129.7	45.988	87.0	50.354		2:19.630	188.5	16	45.116	129.2	48.045	89.9	51.588		2:24.749	192.2
4	43.603	133.7	<u>45.097</u>	93.3	50.295		<u>2:18.995</u>	193.5	17	46.212	111.0	47.276	93.1	51.698		2:25.186	188.8
5	43.308	127.7	46.252	84.9	<u>50.084</u>		2:19.644	194.2	18	45.568	110.0	47.153	94.3	51.627		2:24.348	181.8
6	43.753	135.3	45.545	86.7	50.390		2:19.688	193.5	19	44.987	123.9	46.867	93.4	52.237		2:24.091	188.8
7	43.837	<u>136.4</u>	46.053	91.1	51.221		2:21.111	187.2	20	45.066	109.6	47.544	88.7	51.138		2:23.748	194.2
8	43.976	122.0	45.971	99.3	50.859		2:20.806	185.9	21	45.879	128.4	47.175	81.9	52.288		2:25.342	192.9
9	44.699	125.3	46.393	92.5	50.519		2:21.611	181.8	22	45.909	126.5	48.080	74.3	53.123		2:27.112	186.2
10	44.129	128.9	46.043	90.5	50.675		2:20.847	186.9	23	46.563	127.5	48.202	80.6	53.136		2:27.901	186.9
11	<u>43.169</u>	127.5	46.823	<u>104.7</u>	51.566		2:21.558	188.2	24	46.241	127.8	47.451	79.8	53.169		2:26.861	186.2
12	43.876	129.2	46.031	97.5	51.378		2:21.285	<u>194.9</u>	25	45.577	134.5	46.779	81.6	51.101		2:23.457	179.1
13	43.772	135.8	47.563	87.7	Pit In		<u>2:35.194</u>	185.9	26								

12 John Sheldon(UK)								Chevron B16									
lap	Sect-1	Speed	Sect-2	Speed	Sect-3	Speed	lap time	Top Speed	lap	Sect-1	Speed	Sect-2	Speed	Sect-3	Speed	lap time	Top Speed
1		147.3	42.360	98.4	45.534		2:09.958	184.9	16	Pit Out	150.8	40.301	100.2	45.290		<u>3:31.772</u>	
2	38.256	146.1	39.370	100.2	45.619		2:03.245	232.3	17	39.063	143.6	39.950	106.7	44.802		2:03.815	238.4
3	38.818	155.8	39.454	99.4	44.268		2:02.540	234.3	18	37.626	147.5	40.198	95.9	44.990		2:02.814	236.3
4	37.797	161.4	<u>38.692</u>	103.3	44.223		2:00.712	233.3	19	37.867	155.6	40.254	99.4	45.081		2:03.202	235.8
5	37.551	152.5	38.837	106.5	45.375		2:01.763	235.3	20	38.291	156.3	40.664	97.2	45.419		2:04.374	222.2
6	37.608	146.9	40.107	102.3	44.353		2:02.068	237.9	21	37.853	145.7	40.172	96.6	45.523		2:03.548	237.4
7	37.528	148.8	39.276	100.0	<u>44.012</u>		2:00.816	235.8	22	38.011	151.7	40.880	98.5	45.176		2:04.067	235.8
8	37.287	159.8	38.713	<u>109.4</u>	45.195		2:01.195	238.4	23	38.245	155.8	41.145	96.0	45.082		2:04.472	232.8
9	37.221	159.8	38.936	103.8	44.213		<u>2:00.370</u>	232.8	24	38.155	154.3	40.518	92.9	45.831		2:04.504	222.2


ALGARVE CLASSIC FESTIVAL 2019

Autódromo Internacional do Algarve

ALGARVE Sports Cars Pre-1975

31 October - 3 November 2019

Laps and Sector Times - Race

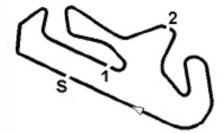
Autodromo Internacional Algarve - 4652 mtr.

10	37.432	154.1	38.844	102.1	44.304	2:00.580	236.3	25	38.262	158.4	40.796	95.6	46.064	2:05.122	231.8
11	<u>36.937</u>	164.6	39.204	93.2	45.376	2:01.517	<u>240.0</u>	26	38.510	151.7	40.884	92.9	46.959	2:06.353	230.3
12	37.219	156.3	40.338	100.4	44.550	2:02.107	239.5	27	38.787	144.4	40.757	96.4	45.872	2:05.416	216.4
13	39.554	150.2	39.836	100.2	44.248	2:03.638	238.9	28	38.230	158.4	40.426	91.4	46.055	2:04.711	226.9
14	37.413	<u>165.9</u>	39.192	99.1	44.832	2:01.437	238.9	29	39.029	143.0	41.365	100.7	46.984	2:07.378	225.5
15	37.915	159.8	39.959	96.7	Pit In	<u>2:11.183</u>	234.3	30							

15 Emberson-Wykeham (UK)								Chevron B19									
lap	Sect-1	Speed	Sect-2	Speed	Sect-3	Speed	lap time	Top Speed	lap	Sect-1	Speed	Sect-2	Speed	Sect-3	Speed	lap time	Top Speed
1		150.4	39.271	105.9	44.862		2:04.804	184.3	16	Pit Out	130.4	40.208	108.0	44.515		<u>3:34.808</u>	
2	37.818	150.4	39.319	105.1	44.694		2:01.831	209.7	17	37.603	139.5	39.933	100.6	44.023		2:01.559	230.8
3	37.595	155.8	39.246	101.9	43.722		2:00.563	228.3	18	36.983	133.2	39.589	105.7	43.747		2:00.319	232.3
4	36.899	169.5	38.378	94.7	43.233		1:58.510	228.8	19	37.694	136.4	39.229	<u>109.3</u>	44.153		2:01.076	231.3
5	37.442	154.3	39.194	100.0	43.935		2:00.571	230.3	20	37.223	141.7	38.952	102.9	43.797		1:59.972	231.3
6	37.169	164.6	38.452	88.8	43.262		1:58.883	229.8	21	36.833	141.0	39.017	107.9	43.459		1:59.309	231.8
7	36.772	164.4	38.439	97.5	43.065		1:58.276	225.9	22	36.813	139.7	39.445	105.0	43.563		1:59.821	231.8
8	36.579	157.2	38.260	103.5	43.259		1:58.098	232.3	23	36.806	145.9	38.888	<u>109.3</u>	43.438		1:59.132	233.3
9	36.697	160.5	38.403	95.3	43.963		1:59.063	230.3	24	36.988	141.9	39.272	108.3	43.352		1:59.612	233.8
10	37.533	164.9	37.707	103.1	43.826		1:59.066	227.4	25	36.819	137.6	38.580	107.8	45.791		2:01.190	235.8
11	36.946	161.7	38.213	100.7	43.464		1:58.623	229.3	26	36.713	144.2	38.693	108.7	43.385		1:58.791	<u>236.3</u>
12	36.814	166.2	<u>37.637</u>	103.2	43.081		<u>1:57.532</u>	230.8	27	37.500	145.2	38.721	105.7	43.557		1:59.778	225.9
13	<u>36.427</u>	<u>172.0</u>	37.911	101.7	43.359		1:57.697	231.8	28	36.680	142.9	38.901	107.0	43.625		1:59.206	235.3
14	37.406	164.4	38.424	98.1	<u>42.912</u>		1:58.742	231.3	29	36.832	142.1	38.955	104.9	43.341		1:59.128	234.8
15	38.120	150.0	39.244	100.5	Pit In		<u>2:12.636</u>	228.8	30	37.176	134.2	39.474	104.3	43.521		2:00.171	235.8

42 John Taylor (UK)								Crossle C9S									
lap	Sect-1	Speed	Sect-2	Speed	Sect-3	Speed	lap time	Top Speed	lap	Sect-1	Speed	Sect-2	Speed	Sect-3	Speed	lap time	Top Speed
1		143.0	42.166	92.6	47.030		2:13.209	182.1	15	39.172	142.7	<u>40.680</u>	96.9	46.656		2:06.508	216.4
2	38.897	135.3	42.005	92.9	47.171		2:08.073	213.4	16	38.742	153.6	41.884	94.6	46.816		2:07.442	230.3
3	39.199	127.4	41.537	89.2	46.796		2:07.532	224.1	17	38.889	138.5	41.571	87.7	46.960		2:07.420	230.3
4	39.372	150.2	42.378	90.2	47.999		2:09.749	220.9	18	40.079	148.6	41.789	92.5	46.532		2:08.400	213.0
5	39.748	137.2	42.527	91.8	47.388		2:09.663	<u>230.8</u>	19	38.849	151.0	42.094	96.7	47.406		2:08.349	216.4
6	40.237	141.0	41.842	92.7	47.717		2:09.796	201.9	20	40.187	134.3	43.271	96.1	Pit In		<u>2:15.666</u>	210.5
7	39.625	131.7	42.862	92.8	48.161		2:10.648	225.5	21	Pit Out	151.0	41.850	92.1	47.916		<u>2:39.070</u>	
8	39.206	139.9	41.956	91.3	47.412		2:08.574	229.3	22	38.651	142.1	41.492	83.9	<u>46.031</u>		<u>2:06.174</u>	215.6
9	39.560	143.8	42.290	90.2	47.421		2:09.271	220.9	23	40.651	156.1	41.509	93.7	47.434		2:09.594	216.4
10	39.237	143.0	41.745	88.2	48.333		2:09.315	227.4	24	<u>38.502</u>	<u>165.1</u>	40.971	<u>98.1</u>	48.563		2:08.036	224.5
11	39.358	143.0	42.824	92.4	47.009		2:09.191	222.2	25	42.065	141.7	42.103	96.4	48.832		2:13.000	208.9
12	39.596	158.4	42.084	91.0	48.483		2:10.163	220.4	26	39.310	153.6	42.458	92.9	48.157		2:09.925	<u>230.8</u>
13	40.065	157.9	42.220	93.8	Pit In		<u>2:20.108</u>	224.5	27	40.289	146.5	41.963	89.9	48.119		2:10.371	220.9
14	Pit Out	141.5	43.255	88.0	46.937		<u>3:22.051</u>		28	48.246	125.1	48.474	88.7	Pit In		<u>2:50.454</u>	156.3

52 Steven Ough (UK)								CROSSLE 9S									
lap	Sect-1	Speed	Sect-2	Speed	Sect-3	Speed	lap time	Top Speed	lap	Sect-1	Speed	Sect-2	Speed	Sect-3	Speed	lap time	Top Speed
1		143.8	39.729	105.1	45.076		2:05.857	187.8	16	37.816	153.2	40.712	106.5	45.938		2:04.466	225.9
2	37.615	149.6	<u>39.501</u>	101.2	<u>44.936</u>		<u>2:02.052</u>	227.4	17	38.332	148.8	41.080	104.5	46.906		2:06.318	229.8
3	37.736	147.9	39.932	105.7	45.162		2:02.830	<u>230.3</u>	18	37.904	158.6	40.484	92.6	46.398		2:04.786	227.8
4	37.981	<u>165.4</u>	39.538	102.6	45.536		2:03.055	229.3	19	38.878	151.7	41.642	94.7	45.537		2:06.057	227.8
5	37.865	150.4	40.293	<u>107.5</u>	46.028		2:04.186	229.8	20	38.169	158.4	41.185	101.9	45.470		2:04.824	227.4
6	39.125	147.3	40.144	103.5	45.447		2:04.716	228.8	21	38.083	156.1	40.846	97.6	46.101		2:05.030	229.8
7	38.418	157.2	39.926	104.8	45.983		2:04.327	228.3	22	37.857	160.0	40.312	101.2	45.585		2:03.754	227.4
8	37.877	162.4	40.137	102.5	45.206		2:03.220	229.8	23	37.579	160.2	40.576	100.5	46.481		2:04.636	229.3
9	<u>37.503</u>	153.8	40.539	100.0	45.916		2:03.958	227.8	24	38.642	149.8	40.858	95.2	46.169		2:05.669	226.9
10	37.910	160.2	40.500	101.2	45.884		2:04.294	229.3	25	38.196	151.3	41.061	94.2	46.375		2:05.632	228.3
11	38.048	158.1	40.420	97.4	45.513		2:03.981	228.8	26	38.389	151.9	41.152	96.4	45.825		2:05.366	227.8
12	38.359	153.2	40.495	93.2	45.958		2:04.812	228.3	27	37.835	158.6	40.501	97.3	46.066		2:04.402	228.3
13	37.891	148.8	40.859	98.9	45.711		2:04.461	228.3	28	38.016	156.3	40.596	101.2	46.272		2:04.884	226.4
14	38.719	149.6	40.849	98.9	Pit In		<u>2:14.053</u>	229.3	29	38.548	152.5	40.863	86.5	46.142		2:05.553	227.8
15	Pit Out	149.4	40.731	101.5	45.771		<u>3:34.945</u>		30								



ALGARVE CLASSIC FESTIVAL 2019

Autódromo Internacional do Algarve

ALGARVE Sports Cars Pre-1975

31 October - 3 November 2019

Laps and Sector Times - Race

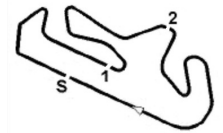
Autodromo Internacional Algarve - 4652 mtr.

54 Bradley Burns(UK)								Mclaren M1B									
lap	Sect-1	Speed	Sect-2	Speed	Sect-3	Speed	lap time	Top Speed	lap	Sect-1	Speed	Sect-2	Speed	Sect-3	Speed	lap time	Top Speed
1		150.2	<u>37.389</u>	103.0	44.171		2:00.434	211.8	16	36.342	139.4	39.335	100.6	43.595		1:59.272	243.2
2	35.674	144.4	37.437	101.8	43.398		<u>1:56.509</u>	237.9	17	37.497	132.4	38.821	102.6	43.382		1:59.700	232.8
3	35.629	145.7	37.854	101.1	49.611		2:03.094	<u>257.8</u>	18	36.783	134.8	38.058	103.3	44.122		1:58.963	233.3
4	36.244	143.8	37.680	103.8	43.273		1:57.197	254.1	19	35.938	136.4	38.676	98.0	44.434		1:59.048	246.0
5	36.224	145.0	38.085	100.1	43.437		1:57.746	257.1	20	36.187	138.8	38.374	102.7	43.740		1:58.301	248.8
6	36.109	140.4	38.250	93.9	43.472		1:57.831	257.1	21	36.684	142.3	38.639	101.1	43.424		1:58.747	241.6
7	35.969	134.2	38.840	95.6	43.528		1:58.337	<u>257.8</u>	22	35.696	146.5	37.972	103.1	43.353		1:57.021	253.5
8	36.085	143.6	39.085	99.7	43.547		1:58.717	<u>257.8</u>	23	35.931	<u>153.8</u>	37.717	103.9	43.424		1:57.072	246.0
9	35.948	142.9	38.474	105.0	43.554		1:57.976	252.9	24	<u>35.616</u>	147.1	37.825	103.6	43.361		1:56.802	257.1
10	36.156	142.1	38.059	102.6	43.501		1:57.716	252.9	25	36.093	141.7	38.738	97.8	43.572		1:58.403	247.7
11	36.023	136.9	37.903	105.8	43.454		1:57.380	254.7	26	35.710	144.4	37.944	99.0	43.753		1:57.407	250.6
12	36.029	145.6	38.317	105.5	<u>43.271</u>		1:57.617	249.4	27	35.983	144.6	38.246	102.1	45.460		1:59.689	246.6
13	41.273	144.8	38.627	99.0	43.782		2:03.682	246.0	28	36.271	137.2	38.507	101.8	44.955		1:59.733	244.9
14	36.234	138.1	38.757	100.7	Pit In		<u>2:07.139</u>	248.8	29	39.258	133.2	38.408	<u>108.1</u>	44.941		2:02.607	202.2
15	Pit Out	137.2	38.292	104.3	43.571		<u>3:25.943</u>		30	36.312	133.5	38.570	97.6	45.120		2:00.002	254.7

56 Peter Kennerley(UK)								Marcos GT									
lap	Sect-1	Speed	Sect-2	Speed	Sect-3	Speed	lap time	Top Speed	lap	Sect-1	Speed	Sect-2	Speed	Sect-3	Speed	lap time	Top Speed
1		137.6	43.333	91.8	49.131		2:17.023	181.8	10	42.050	134.8	43.406	89.9	49.878		2:15.334	213.0
2	41.031	137.1	44.053	93.7	50.584		2:15.668	204.2	11	40.931	139.9	44.047	89.0	49.612		2:14.590	<u>216.0</u>
3	41.047	134.7	44.117	94.7	49.628		2:14.792	213.9	12	41.348	126.6	43.590	98.7	<u>48.452</u>		<u>2:13.390</u>	213.0
4	41.276	136.4	43.912	93.6	49.016		2:14.204	214.3	13	<u>40.859</u>	143.0	43.275	94.8	Pit In		<u>2:25.520</u>	215.6
5	41.018	138.1	<u>43.010</u>	93.3	49.680		2:13.708	213.4	14	Pit Out	145.4	43.801	90.2	49.073		<u>3:47.549</u>	
6	41.822	<u>145.9</u>	43.554	85.8	49.532		2:14.908	208.9	15	41.271	137.4	43.249	98.6	50.222		2:14.742	215.1
7	41.398	131.2	43.485	92.6	49.682		2:14.565	212.6	16	42.138	137.1	43.635	<u>100.7</u>	49.439		2:15.212	213.9
8	41.135	135.7	43.187	100.2	49.368		2:13.690	215.1	17	41.518	139.9	43.275	93.7	49.601		2:14.394	213.0
9	41.943	139.7	43.355	90.6	49.321		2:14.619	212.2	18	40.941	142.3	45.305	79.3	Pit In		<u>2:44.582</u>	213.0

74 Olley-Rowley(UK)								Tiga SC 79									
lap	Sect-1	Speed	Sect-2	Speed	Sect-3	Speed	lap time	Top Speed	lap	Sect-1	Speed	Sect-2	Speed	Sect-3	Speed	lap time	Top Speed
1		111.5	51.567	82.5	56.522		2:37.858	138.6	13	Pit Out	134.3	42.014	104.2	46.243		2:55.711	
2	48.015	111.0	52.226	77.3	55.823		2:36.064	160.7	14	39.826	141.5	42.022	101.8	46.382		2:08.230	200.7
3	47.149	102.6	52.908	81.6	56.856		2:36.913	175.9	15	39.357	139.0	41.315	103.2	Pit In		2:18.834	201.1
4	47.434	127.2	51.327	75.6	55.119		2:33.880	173.1	16	Pit Out	142.5	40.795	<u>106.9</u>	46.253		<u>3:43.623</u>	
5	46.313	130.8	51.844	77.8	55.694		2:33.851	188.2	17	40.669	138.8	41.455	105.7	45.044		2:07.168	200.0
6	46.549	138.3	51.024	78.6	54.383		2:31.956	182.4	18	38.663	151.0	40.429	106.4	45.176		2:04.268	201.5
7	46.240	126.5	50.781	80.7	52.592		2:29.613	186.5	19	38.851	136.5	40.805	106.0	44.859		2:04.515	202.6
8	43.816	139.9	48.384	71.3	53.506		2:25.706	193.5	20	40.693	141.5	41.195	99.5	45.111		2:06.999	201.9
9	44.880	118.3	50.551	89.3	53.766		2:29.197	194.9	21	38.452	149.6	40.874	104.5	44.837		2:04.163	<u>203.8</u>
10	45.875	108.8	50.962	88.4	Pit In		<u>2:38.225</u>	191.8	22	<u>38.238</u>	<u>152.8</u>	<u>40.368</u>	102.3	44.842		2:03.448	203.4
11	Pit Out	123.9	47.666	92.2	Pit In		<u>4:30.899</u>		23	39.333	151.0	40.470	104.2	44.768		2:04.571	<u>203.8</u>
12	Pit Out	124.6	43.245	103.9	Pit In		<u>3:03.743</u>		24	38.351	138.1	40.371	106.7	<u>44.133</u>		<u>2:02.855</u>	203.4

83 Maeers-Martin(UK)								Lola T70 MKII									
lap	Sect-1	Speed	Sect-2	Speed	Sect-3	Speed	lap time	Top Speed	lap	Sect-1	Speed	Sect-2	Speed	Sect-3	Speed	lap time	Top Speed
1			41.129	99.5	46.499		2:09.750	185.9	16	39.361	126.9	39.708	<u>102.3</u>	45.566		2:04.635	221.8
2	36.977	146.9	40.070	91.9	45.788		2:02.835	234.3	17	37.377	153.2	39.343	97.7	45.178		2:01.898	241.6
3	46.757	137.8	41.310	85.1	46.571		2:14.638	<u>253.5</u>	18	37.731	141.9	39.607	98.8	45.511		2:02.849	242.7
4	37.706	148.4	40.887	81.8	46.667		2:05.260	239.5	19	38.542	138.6	39.882	96.5	45.373		2:03.797	215.1
5	37.549	142.3	40.578	86.3	46.172		2:04.299	234.8	20	36.935	147.5	39.641	96.5	45.454		2:02.030	228.3
6	37.621	141.9	41.923	90.3	45.265		2:04.809	229.8	21	36.983	141.0	39.852	95.6	<u>44.839</u>		2:01.674	238.9
7	<u>36.509</u>	151.5	39.898	89.4	45.154		2:01.561	238.9	22	36.802	149.0	39.361	93.4	44.973		<u>2:01.136</u>	224.1
8	37.147	146.1	39.791	89.1	45.293		2:02.231	236.3	23	37.254	142.9	39.921	91.5	45.343		2:02.518	243.2
9	36.916	147.3	39.808	90.6	47.653		2:04.377	242.7	24	37.154	141.7	39.786	90.2	46.417		2:03.357	236.3
10	37.692	147.7	43.098	83.6	48.070		2:08.860	233.8	25	36.973	144.2	39.707	96.1	46.719		2:03.399	233.8
11	41.107	125.0	50.251	72.6	46.022		2:17.380	189.8	26	37.113	146.7	39.600	92.5	45.580		2:02.293	236.8
12	37.679	147.3	40.586	96.0	45.700		2:03.965	213.0	27	37.143	152.5	39.263	96.3	46.125		2:02.531	251.7
13	37.967	146.1	40.218	93.2	Pit In		<u>2:11.921</u>	239.5	28	37.819	142.1	<u>39.135</u>	96.5	45.103		2:02.057	235.3



ALGARVE CLASSIC FESTIVAL 2019

Autódromo Internacional do Algarve

ALGARVE Sports Cars Pre-1975

31 October - 3 November 2019

Laps and Sector Times - Race

Autodromo Internacional Algarve - 4652 mtr.

14	Pit Out	<u>158.6</u>	42.761	94.6	46.036	3:38.483	29	36.620	143.2	39.532	90.8	45.823	2:01.975	237.4
15	38.466	123.9	41.450	100.9	45.799	2:05.715	231.8	30						

88 McAlpine-Keen(UK)								McLaren M1B									
lap	Sect-1	Speed	Sect-2	Speed	Sect-3	Speed	lap time	Top Speed	lap	Sect-1	Speed	Sect-2	Speed	Sect-3	Speed	lap time	Top Speed
1	Pit Out	122.4	42.281	<u>104.2</u>	46.028		2:09.154		10	37.889	128.9	40.991	90.8	45.769		2:04.649	237.4
2	39.042	146.1	40.129	88.8	46.752		2:05.923	209.7	11	39.215	145.7	41.532	102.2	45.548		2:06.295	213.4
3	37.800	136.7	39.960	93.2	45.290		2:03.050	<u>248.3</u>	12	37.641	142.9	40.093	94.4	45.857		2:03.591	224.5
4	37.770	156.1	39.172	95.2	45.137		2:02.079	232.8	13	38.393	145.7	39.641	95.4	44.977		2:03.011	235.8
5	37.179	152.3	<u>38.622</u>	99.9	<u>44.742</u>		<u>2:00.543</u>	234.3	14	37.067	<u>156.3</u>	40.955	94.3	45.715		2:03.737	247.1
6	37.226	137.9	39.743	99.5	45.048		2:02.017	225.9	15	37.792	147.1	40.239	90.0	Pit In		2:15.493	233.3
7	36.987	150.4	38.948	100.5	45.179		2:01.114	243.2	16	Pit Out	146.1	39.881	88.2	45.138		3:34.203	
8	<u>36.751</u>	149.8	39.842	95.5	45.196		2:01.789	244.3	17	38.470	127.2	39.918	87.2	45.480		2:03.868	240.5
9	37.240	143.4	39.410	99.8	1:05.145		2:21.795	232.8	18	37.997	145.0	40.233	91.0	46.281		2:04.511	230.8

96 John Spiers (UK)								McLaren M1B									
lap	Sect-1	Speed	Sect-2	Speed	Sect-3	Speed	lap time	Top Speed	lap	Sect-1	Speed	Sect-2	Speed	Sect-3	Speed	lap time	Top Speed
1		152.3	39.623	103.3	46.047		2:04.605	200.4	16	36.601	143.8	39.594	103.8	Pit In		2:11.479	258.4
2	36.694	152.5	39.114	103.8	45.549		2:01.357	259.6	17	Pit Out	138.6	39.674	100.5	44.678		3:26.064	
3	36.600	150.8	38.949	101.0	44.539		2:00.088	265.4	18	36.308	142.5	40.289	101.7	45.341		2:01.938	261.5
4	36.487	150.2	38.630	100.0	44.939		2:00.056	260.9	19	36.417		39.575	102.0	45.350		2:01.342	255.9
5	<u>36.107</u>	<u>161.7</u>	43.234	<u>106.6</u>	45.326		2:04.667	261.5	20	36.374	154.3	39.682	103.7	47.166		2:03.222	259.6
6	37.306	146.7	39.237	83.7	45.102		2:01.645	244.9	21	36.324	150.2	39.531	<u>106.6</u>	45.567		2:01.422	263.4
7	36.225	156.3	38.648	93.9	<u>44.349</u>		<u>1:59.222</u>	260.2	22	37.139	145.7	39.708	97.3	45.734		2:02.581	237.9
8	36.817	151.5	<u>38.362</u>	98.7	44.821		2:00.000	260.9	23	36.470	148.6	39.730	106.0	46.086		2:02.286	264.7
9	36.524	147.9	38.904	104.4	49.762		2:05.190	260.9	24	37.005		40.012	104.8	45.555		2:02.572	262.8
10	36.376	143.4	39.341	91.7	45.073		2:00.790	257.8	25	36.609	152.8	39.858	101.5	45.861		2:02.328	262.8
11	36.952	148.8	39.671	98.5	45.248		2:01.871	259.0	26	36.205	149.6	41.265	101.6	45.298		2:02.768	266.0
12	36.276	146.7	39.081	92.9	45.801		2:01.158	257.8	27	36.267	156.7	40.949	92.9	45.261		2:02.477	<u>267.3</u>
13	36.125	161.2	44.844	99.6	45.232		2:06.201	261.5	28	36.442	149.2	40.198	97.7	45.200		2:01.840	264.1
14	37.097	142.7	39.891	89.0	45.004		2:01.992	259.0	29	36.792	145.0	40.180	100.5	45.763		2:02.735	259.0
15	37.028	149.6	39.664	92.5	45.111		2:01.803	256.5	30								

192 Thomas-Lockie(UK)								Chevron B8									
lap	Sect-1	Speed	Sect-2	Speed	Sect-3	Speed	lap time	Top Speed	lap	Sect-1	Speed	Sect-2	Speed	Sect-3	Speed	lap time	Top Speed
1		149.0	38.831	108.3	45.430		2:04.463	181.5	16	37.201	157.4	38.557	106.2	Pit In		2:06.794	216.4
2	37.724	146.1	39.145	110.2	44.852		2:01.721	<u>218.2</u>	17	Pit Out	152.1	39.326	110.9	45.379		3:38.503	
3	37.662	150.4	39.069	109.4	44.611		2:01.342	217.3	18	37.575	153.6	38.911	108.1	44.683		2:01.169	216.0
4	37.320	156.3	38.244	107.9	<u>44.113</u>		<u>1:59.677</u>	216.9	19	37.272	159.8	38.921	114.5	45.025		2:01.218	216.0
5	37.200	153.8	39.151	106.4	44.632		2:00.983	216.9	20	37.216	159.1	38.927	110.5	44.883		2:01.026	212.6
6	37.148	157.4	38.583	110.7	44.755		2:00.486	216.4	21	37.534	161.7	39.280	109.4	45.185		2:01.999	214.7
7	37.276	159.5	38.407	113.3	44.449		2:00.132	216.9	22	37.326	159.3	40.004	109.6	45.155		2:02.485	212.2
8	<u>37.006</u>	161.4	38.454	111.2	44.629		2:00.089	216.9	23	37.494	153.6	38.832	112.5	45.084		2:01.410	216.0
9	37.226	153.2	38.472	108.0	44.452		2:00.150	216.9	24	37.343	158.4	39.016	111.0	45.352		2:01.711	215.1
10	37.286	156.1	38.956	102.8	44.819		2:01.061	216.4	25	37.629	<u>167.2</u>	40.955	109.0	45.377		2:03.961	213.4
11	37.457	150.0	38.465	<u>115.3</u>	44.966		2:00.888	216.9	26	37.424	153.8	39.692	106.8	45.371		2:02.487	212.6
12	37.299	156.1	<u>38.019</u>	113.6	46.397		2:01.715	216.9	27	38.541	150.8	39.204	105.8	45.418		2:03.163	212.2
13	37.529	151.0	38.687	106.5	44.546		2:00.762	215.6	28	37.759	148.4	39.353	106.0	45.348		2:02.460	213.9
14	37.507	152.1	38.986	114.0	44.830		2:01.323	216.9	29	38.299	147.3	39.278	113.1	46.445		2:04.022	214.7
15	37.538	155.2	38.509	113.6	44.805		2:00.852	216.4	30								