

6 + 6 HORAS DO ALGARVE

6+6 Horas do Algarve

21 - 23 June 2019

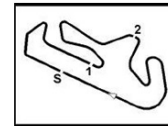
Laps and Sector Times - Treino Cronometrado 1

Autodromo Internacional Algarve - 4652 mtr.

1 Mota-Caiado-Neto							Citroen C1										
lap	Sect-1	Speed	Sect-2	Speed	Sect-3	Speed	lap time	Top Speed	lap	Sect-1	Speed	Sect-2	Speed	Sect-3	Speed	lap time	Top Speed
1	Pit Out	105.1	54.742	94.1	59.105		2:45.440		19	<u>50.337</u>	134.0	52.540	88.2	57.193		2:40.070	154.5
2	51.277	129.7	53.488	89.1	58.467		2:43.232	148.6	20	51.118	132.5	52.838	91.6	Pit In		2:50.544	156.7
3	51.434	131.4	53.215	94.1	58.140		2:42.789	148.1	21	Pit Out	106.5	1:10.064	75.4	1:12.543		8:17.548	
4	51.402	126.6	53.211	94.0	58.206		2:42.819	150.2	22	1:10.833	93.9	1:08.975	63.8	58.565		3:18.373	103.3
5	51.661	127.8	53.163	93.8	Pit In		2:48.670	146.9	23	50.435	135.7	54.189	70.8	1:00.629		2:45.253	154.5
6	Pit Out	105.2	53.265	90.4	58.854		7:44.926		24	50.773	133.0	52.329	94.4	57.404		2:40.506	152.3
7	51.606	131.2	52.391	86.8	57.618		2:41.615	142.7	25	51.455	130.8	52.605	92.5	58.070		2:42.130	150.6
8	51.033	129.3	52.704	91.4	57.501		2:41.238	149.2	26	50.788	131.2	52.795	92.9	57.810		2:41.393	<u>157.2</u>
9	51.828	130.9	52.300	85.1	57.916		2:42.044	150.6	27	50.609	133.3	52.239	98.1	<u>56.964</u>		<u>2:39.812</u>	153.6
10	50.930	128.7	52.423	83.7	57.569		2:40.922	146.9	28	53.254	119.3	53.016	91.2	Pit In		2:51.324	133.0
11	50.979	131.4	52.144	89.0	57.424		2:40.547	148.4	29	Pit Out	128.9	53.679	97.3	59.011		10:57.019	
12	50.713	132.0	52.755	93.3	57.247		2:40.715	151.7	30	51.229	131.7	53.372	<u>103.2</u>	58.493		2:43.094	149.6
13	50.568	130.8	<u>51.922</u>	91.2	58.862		2:41.352	151.9	31	51.716	128.4	53.228	97.3	58.568		2:43.512	150.0
14	53.603	129.3	52.473	87.2	57.762		2:43.838	147.3	32	51.590	128.0	56.073	95.0	57.910		2:40.573	149.8
15	53.700	131.2	53.598	90.5	Pit In		2:51.171	149.8	33	51.386	123.7	52.852	97.9	57.762		2:42.000	152.5
16	Pit Out	125.0	53.065	89.7	57.882		8:35.681		34	51.068	131.1	52.710	96.6	58.151		2:41.929	150.6
17	50.868	133.0	52.528	90.1	57.303		2:40.699	152.3	35	50.791	133.5	52.770	93.1	58.125		2:41.686	152.1
18	51.841	132.7	52.718	91.2	57.389		2:41.948	155.4	36								

2 Mayer Gaspar-Pires-Pereira-Lopes							Citroen C1										
lap	Sect-1	Speed	Sect-2	Speed	Sect-3	Speed	lap time	Top Speed	lap	Sect-1	Speed	Sect-2	Speed	Sect-3	Speed	lap time	Top Speed
1	51.316	128.9	52.295	95.8	57.581		2:41.192	151.7	20	50.736	131.9	52.191	96.9	57.527		2:40.454	155.2
2	50.827	130.6	52.262	91.4	57.259		2:40.348	151.3	21	50.669	130.8	54.353	94.9	57.624		2:42.646	153.2
3	50.777	130.4	55.810	76.2	1:02.960		2:49.547	152.3	22	50.472	132.7	52.115	96.8	57.237		2:39.824	152.3
4	<u>49.764</u>	133.2	51.875	91.7	57.848		2:39.487	157.7	23	50.293	133.5	52.044	96.6	1:01.614		2:43.951	153.8
5	50.225	130.8	52.043	87.3	<u>56.933</u>		2:39.201	154.3	24	52.158	132.0	51.849	<u>102.0</u>	57.283		2:41.290	157.7
6	52.640	126.9	53.076	87.7	1:11.482		2:57.198	153.0	25	51.673	133.0	52.138	94.0	56.946		2:40.757	155.8
7	50.537	132.0	<u>51.719</u>	90.5	56.948		2:39.204	155.4	26	50.093	133.0	51.788	95.7	57.070		<u>2:38.951</u>	154.7
8	50.350	132.7	51.975	91.0	57.060		2:39.385	156.7	27	54.614	113.0	54.219	86.0	Pit In		3:06.188	123.9
9	50.138	132.5	52.079	85.2	56.992		2:39.209	154.9	28	Pit Out	124.1	52.486	89.5	58.132		5:56.534	
10	51.750	99.1	54.137	89.5	Pit In		2:51.609	158.8	29	50.693	126.3	52.497	95.4	57.919		2:41.109	154.5
11	Pit Out	120.0	52.856	88.0	57.741		6:16.223		30	51.883	127.7	51.979	94.9	57.345		2:41.207	153.2
12	50.996	125.0	52.423	92.0	57.530		2:40.949	152.5	31	51.029	125.1	53.121	77.8	59.457		2:43.607	<u>163.6</u>
13	50.730	128.9	52.162	90.8	57.531		2:40.423	153.8	32	50.984	127.4	52.481	87.8	57.185		2:40.650	153.4
14	50.611	129.3	52.264	95.7	57.460		2:40.335	153.2	33	50.081	128.9	52.085	100.3	57.741		2:39.907	156.5
15	50.684	130.0	52.099	95.7	57.332		2:40.115	153.6	34	52.341	115.1	54.418	76.9	57.241		2:44.000	155.4
16	50.508	128.7	51.983	97.8	Pit In		2:42.393	154.5	35	50.230	129.7	51.988	98.0	57.746		2:39.964	155.6
17	Pit Out	125.7	52.451	96.4	57.493		6:03.905		36	50.503	129.8	52.576	83.3	57.075		2:40.154	154.3
18	50.316	132.2	52.556	96.4	57.400		2:40.272	155.2	37	51.075	125.4	52.140	88.2	57.296		2:40.511	149.8
19	50.375	129.2	52.342	93.8	57.371		2:40.088	155.6	38	50.283	130.8	52.512	92.0	Pit In		2:47.313	157.4

3 Ribeiro-Bravo-Silva-Ribeiro							Citroen C1										
lap	Sect-1	Speed	Sect-2	Speed	Sect-3	Speed	lap time	Top Speed	lap	Sect-1	Speed	Sect-2	Speed	Sect-3	Speed	lap time	Top Speed
1	Pit Out	114.0	55.972	93.3	1:01.864		2:53.282		15	53.336	125.6	54.214	90.7	59.014		2:46.564	147.1
2	54.190		55.253	97.6	59.807		2:49.250	142.3	16	53.254		54.085	100.7	58.835		2:46.174	145.2
3	53.609		54.704	97.6	1:00.135		2:48.448	146.9	17	53.333		54.265	91.4	<u>58.280</u>		2:45.878	145.2
4	52.635	121.8	54.512	96.5	59.517		2:46.664	150.8	18	53.199		55.608	71.4	Pit In		2:55.479	145.2
5	53.343	119.3	54.453	97.6	1:00.020		2:47.816	146.3	19	Pit Out		54.696	93.4	59.213		6:03.016	
6	53.745		55.180	91.1	Pit In		2:56.636	143.8	20	52.609	124.4	54.140	94.2	58.785		2:45.534	144.8
7	Pit Out		56.786	<u>109.5</u>	1:01.850		6:15.345		21	52.133	125.0	54.203	98.3	58.616		2:44.952	146.5
8	54.981		55.249	94.6	59.862		2:50.092	145.2	22	51.401	126.3	<u>53.401</u>	98.4	59.391		2:44.193	150.0
9	53.324		54.285	97.1	59.215		2:46.824	148.4	23	51.881	123.9	54.503	87.9	58.358		2:44.742	147.3
10	52.088	124.1	54.256	91.8	59.132		2:45.476	<u>151.3</u>	24	<u>51.358</u>	128.1	53.616	96.0	58.725		<u>2:43.699</u>	150.6
11	52.544	125.1	54.367	91.3	Pit In		2:57.492	150.0	25	52.692	124.4	54.113	91.1	58.768		2:45.573	148.6
12	Pit Out		56.417	93.9	1:00.078		6:55.854		26	51.692	125.9	54.219	88.7	Pit In		2:52.597	149.4
13	53.302		55.035	102.2	1:00.023		2:48.360	145.0	27	Pit Out		55.580	86.1	59.716		9:40.648	
14	53.724		54.659	104.4	59.977		2:48.360	145.6	28								



6 + 6 HORAS DO ALGARVE

6+6 Horas do Algarve

21 - 23 June 2019

Laps and Sector Times - Treino Cronometrado 1

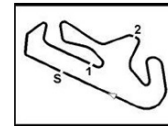
Autodromo Internacional Algarve - 4652 mtr.

4 Gaspar-Gaspar-Amaral-Vieira Borges								Citroen C1									
lap	Sect-1	Speed	Sect-2	Speed	Sect-3	Speed	lap time	Top Speed	lap	Sect-1	Speed	Sect-2	Speed	Sect-3	Speed	lap time	Top Speed
1	Pit Out	91.3	57.381	84.0	59.423		2:51.498		14	53.221	109.9	54.372	90.7	58.515		2:46.108	156.7
2	51.998	125.4	53.277	95.6	58.147		2:43.422	151.0	15	52.246	130.0	53.047	92.0	58.435		2:43.728	150.2
3	51.736	116.9	52.675	102.9	59.054		2:43.465	151.0	16	51.677	123.7	53.870	86.7	58.309		2:43.856	151.0
4	50.966	129.8	52.828	96.5	58.016		2:41.810	153.2	17	52.256	124.7	53.772	90.4	57.965		2:43.993	150.8
5	<u>50.742</u>	129.5	52.922	97.5	57.899		2:41.563	153.4	18	51.843	123.9	53.464	91.4	58.231		2:43.538	151.3
6	51.630	128.3	54.039	97.1	58.036		2:43.705	154.5	19	52.231	125.7	53.762	91.9	58.525		2:44.518	151.3
7	50.891	126.9	53.728	87.2	Pit In		2:54.162	150.8	20	53.136	126.5	53.664	82.9	Pit In		2:55.036	150.2
8	Pit Out	103.8	1:04.667	67.7	Pit In		5:19.657		21	Pit Out	125.9	53.573	80.7	58.137		9:11.746	
9	Pit Out	117.8	53.262	83.6	57.988		7:02.755		22	51.071	131.9	<u>52.667</u>	85.4	<u>57.342</u>		<u>2:41.080</u>	149.2
10	51.249	125.9	53.315	89.3	57.907		2:42.471	154.1	23	51.034	131.7	52.840	91.1	57.818		2:41.692	153.2
11	51.668	123.9	53.829	90.9	58.058		2:43.555	153.6	24	51.266	129.2	53.046	87.1	57.959		2:42.271	152.1
12	52.278	109.4	54.318	84.3	Pit In		<u>2:56.922</u>	<u>159.5</u>	25	51.360	129.7	53.079	83.1	Pit In		<u>2:52.865</u>	151.9
13	Pit Out	123.7	53.612	89.1	58.046		<u>7:39.006</u>		26								

5 Sousa -Sousa -Matos-Brugo								Citroen C1									
lap	Sect-1	Speed	Sect-2	Speed	Sect-3	Speed	lap time	Top Speed	lap	Sect-1	Speed	Sect-2	Speed	Sect-3	Speed	lap time	Top Speed
1	56.704	98.6	55.555	86.1	1:01.176		2:53.435	122.9	12	55.385	111.0	55.468	92.1	1:00.774		2:51.627	139.2
2	53.442	116.3	53.986	92.4	58.737		2:46.165	150.2	13	54.528	123.9	55.865	80.8	1:01.435		2:51.828	148.8
3	52.655	120.4	55.141	95.6	59.932		2:47.728	150.2	14	55.863	117.4	55.848	78.8	Pit In		3:03.035	131.2
4	51.925	121.5	54.295	98.7	58.569		<u>2:44.789</u>	<u>154.9</u>	15	Pit Out	84.5	57.250	84.1	1:01.188		10:03.218	
5	51.998	127.7	55.232	94.5	58.427		2:45.657	153.0	16	54.051	121.9	53.815	92.8	58.997		2:46.863	145.9
6	51.822	124.9	53.883	86.3	Pit In		<u>2:50.238</u>	149.2	17	53.042	118.6	<u>53.748</u>	99.3	<u>58.350</u>		2:45.140	151.0
7	Pit Out	107.2	58.994	68.2	1:05.286		7:05.286		18	53.159	116.8	54.472	<u>103.6</u>			2:59.331	147.7
8	1:01.560	85.8	1:01.189	76.3	Pit In		3:13.514	141.4	19	Pit Out	94.8	1:05.594	85.9	1:04.304		6:39.134	
9	Pit Out	107.5	57.754	90.3	1:03.447		4:27.337		20	1:05.380	84.6	57.431	93.3	1:01.383		3:04.194	73.7
10	57.048	114.8	56.611	73.7	1:02.897		2:56.556	146.5	21	54.044	116.4	55.719	89.9	59.343		2:49.106	137.4
11	54.440	118.9	55.702	77.0	1:02.372		2:52.514	148.6	22								

7 Camilo-Filipe Monteiro-Balça-Correia								Citroen C1									
lap	Sect-1	Speed	Sect-2	Speed	Sect-3	Speed	lap time	Top Speed	lap	Sect-1	Speed	Sect-2	Speed	Sect-3	Speed	lap time	Top Speed
1	Pit Out	106.1	56.031	93.5	1:00.850		2:49.654		20	1:01.562	101.0	54.541	85.2	Pit In		3:01.749	155.4
2	54.387	113.6	55.208	94.5	58.956		2:48.551	147.3	21	Pit Out	118.0	55.157	97.6	58.986		13:04.027	
3	54.605	123.4	54.469	102.4	59.416		2:48.490	149.8	22	52.254	118.4	53.942	100.9	58.460		2:44.656	147.3
4	53.836	100.4	54.990	95.5	59.032		2:47.858	149.6	23	51.799	126.0	53.755	99.5	58.956		2:44.510	149.6
5	52.785	119.6	54.912	88.8	58.831		2:46.528	151.0	24	52.272	121.3	54.263	94.5	59.746		2:46.281	149.4
6	53.179	122.4	54.633	97.4	58.864		2:46.676	148.8	25	52.221	123.0	53.498	97.9	58.899		2:44.618	152.5
7	54.498	122.3	55.844	88.4	59.151		2:49.493	150.0	26	52.439	120.8	53.619	96.3	58.906		2:44.964	147.7
8	53.425	119.3	54.993	96.3	Pit In		2:56.957	147.9	27	58.101	123.1	53.147	90.8	Pit In		3:00.044	147.7
9	Pit Out	126.2	53.425	89.0	59.088		6:56.774		28	Pit Out	111.5	54.740	87.8	59.338		5:04.085	
10	51.684	129.0	<u>53.000</u>	88.9	58.637		2:43.321	150.0	29	53.985	120.0	54.507	86.5	58.934		2:47.426	149.8
11	52.470	123.1	53.151	88.9	58.218		2:43.839	149.4	30	52.013	125.3	53.643	91.8	59.246		2:44.902	150.2
12	51.423	128.3	53.104	94.1	58.501		2:43.028	149.6	31	52.771	128.0	53.107	99.8	58.564		2:44.442	147.9
13	51.387	130.4	53.130	88.6	58.332		2:42.849	149.6	32	51.969	128.4	53.412	83.6	57.822		2:43.203	148.4
14	51.507	129.0	53.313	95.5	58.232		2:43.052	150.0	33	51.376	123.1	53.646	87.0	58.349		2:43.371	151.0
15	51.833	128.0	53.080	95.9	58.024		2:42.937	148.6	34	54.199	112.9	54.975	84.5	Pit In		2:59.978	149.4
16	52.244	125.6	53.426	87.0	58.131		2:43.801	150.4	35	Pit Out	127.4	53.098	90.8	58.307		4:48.896	
17	51.339	127.4	53.118	83.9	<u>57.510</u>		<u>2:41.967</u>	153.0	36	51.669	126.5	53.789	90.2	59.330		2:44.788	151.5
18	51.544	130.3	53.065	86.1	57.820		2:42.429	<u>155.6</u>	37	51.583	127.7	53.547	91.6	58.233		2:43.363	151.7
19	<u>50.836</u>	126.8	53.968	83.1	57.688		2:42.492	154.5	38								

9 Monteiro-Silva-Coi-Aguiar								Citroen C1									
lap	Sect-1	Speed	Sect-2	Speed	Sect-3	Speed	lap time	Top Speed	lap	Sect-1	Speed	Sect-2	Speed	Sect-3	Speed	lap time	Top Speed
1	Pit Out		53.844	85.3	58.012		2:43.358		19	52.071		56.347	93.0	58.648		2:47.066	151.9
2	50.176		52.357	99.3	57.071		2:39.604	153.6	20	50.986		53.340	87.3	58.138		2:42.464	153.4
3	<u>49.966</u>		51.617	100.5	<u>56.932</u>		<u>2:38.515</u>	154.7	21	51.149		55.157	90.3	59.126		2:45.432	151.3
4	50.699		51.884	98.2	57.125		2:39.708	<u>156.7</u>	22	53.215		53.135	93.5	Pit In		2:54.819	150.8
5	50.273	128.9	<u>51.568</u>	107.9	57.736		2:39.577	151.5	23	Pit Out		53.444	87.8	58.511		7:44.300	
6	50.157	129.8	51.656	<u>110.1</u>	56.995		2:38.808	152.5	24	51.922		53.283	83.9	58.201		2:43.406	151.3



6 + 6 HORAS DO ALGARVE

6 + 6 Horas do Algarve

21 - 23 June 2019

Laps and Sector Times - Treino Cronometrado 1

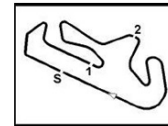
Autodromo Internacional Algarve - 4652 mtr.

7	49.982	130.6	52.218	91.4	Pit In	2:48.124	151.3	25	52.286	53.440	82.5	58.060	2:43.786	150.2
8	Pit Out		54.150	81.4	58.315	11:24.806		26	51.689	53.235	86.8	59.271	2:44.195	151.7
9	51.163		52.584	98.7	57.756	2:41.503	150.2	27	51.524	53.248	85.5	58.714	2:43.486	156.7
10	50.872	122.4	52.678	93.0	57.759	2:41.309	151.9	28	51.436	53.632	89.9	58.839	2:43.907	152.8
11	50.903		53.058	91.0	57.547	2:41.508	154.9	29	51.394	53.327	89.6	58.370	2:43.091	152.1
12	1:26.135		54.160	96.2	57.778	3:18.073	153.6	30	50.895	53.336	87.8	58.183	2:42.414	154.1
13	51.506		52.621	91.9	57.557	2:41.684	151.0	31	51.519	53.459	83.5	58.401	2:43.379	150.2
14	50.892		52.333	104.2	57.725	2:40.950	150.4	32	51.939	53.680	87.1	58.381	2:44.000	150.2
15	50.556	130.1	52.441	95.5	Pit In	2:45.452	151.7	33	52.024	53.538	89.5	58.573	2:44.135	150.2
16	Pit Out		56.078	85.2	59.950	13:29.068		34	51.820	53.641	84.1	58.316	2:43.777	149.6
17	51.216		53.935	95.4	59.064	2:44.215	152.5	35	52.155	52.740	94.7	58.330	2:43.225	151.5
18	52.067		53.506	92.3	59.290	2:44.863	149.8	36						

10 Prada-Duarte-Silva								Citroen C1									
lap	Sect-1	Speed	Sect-2	Speed	Sect-3	Speed	lap time	Top Speed	lap	Sect-1	Speed	Sect-2	Speed	Sect-3	Speed	lap time	Top Speed
1	Pit Out	112.3	57.500	83.7	1:02.609		3:00.495		15	52.128	122.9	54.368	81.4	58.556		2:45.052	145.7
2	54.634	113.9	55.622	84.4	1:01.189		2:51.445	145.6	16	51.699	126.5	52.898	90.8	58.947		2:43.544	149.0
3	53.342	125.7	55.158	81.3	1:00.355		2:48.855	145.9	17	51.777	127.5	52.641	94.9	58.655		2:43.073	147.1
4	52.792	120.4	55.413	84.6	1:01.338		2:49.543	147.7	18	51.502	127.4	52.976	86.9	58.526		2:43.004	149.4
5	1:04.885	85.0	1:15.393	75.4	Pit In		3:44.453	123.9	19	52.349	123.3	53.414	94.9	58.588		2:44.351	148.8
6	Pit Out	117.6	55.897	89.7	58.928		19:49.991		20	51.894	120.3	53.868	83.5	58.392		2:44.154	148.4
7	51.529	120.3	53.818	89.7	58.998		2:44.345	150.8	21	55.068	126.6	53.455	91.1	Pit In		2:54.501	151.5
8	52.432	121.3	53.537	96.1	58.818		2:44.787	150.8	22	Pit Out	126.6	55.280	86.5	1:00.281		5:23.118	
9	51.819	126.5	53.739	100.7	58.813		2:44.371	150.4	23	52.931	118.6	55.971	79.8	59.743		2:48.645	150.2
10	52.586	124.6	53.634	107.6	59.064		2:45.284	150.4	24	52.513	115.4	54.940	86.0	1:00.217		2:47.670	151.9
11	51.836	124.7	53.694	103.6	59.028		2:44.558	149.0	25	52.739	128.7	55.210	86.7	59.922		2:47.871	149.4
12	55.132	116.5	55.078	98.6	58.694		2:48.904	148.1	26	52.920	126.9	55.059	82.8	1:00.083		2:48.062	147.3
13	54.463	124.4	53.468	100.1	Pit In		2:54.468	149.0	27	53.241	126.2	54.654	84.8	Pit In		2:59.540	146.3
14	Pit Out	121.3	53.970	82.9	59.189		5:19.141		28								

11 Dangautier-Loures-Valério-Silva-Braga da Cruz-Dias								Citroen C1									
lap	Sect-1	Speed	Sect-2	Speed	Sect-3	Speed	lap time	Top Speed	lap	Sect-1	Speed	Sect-2	Speed	Sect-3	Speed	lap time	Top Speed
1	Pit Out	98.9	56.269	80.7	59.457		2:48.388		21	50.680	125.0	52.657	91.7	57.584		2:40.921	152.1
2	53.482	111.6	55.210	83.6	59.411		2:48.103	145.7	22	51.095	127.2	52.471	86.5	57.631		2:41.197	151.9
3	54.551	118.7	55.591	85.0	59.219		2:49.361	150.0	23	51.206	128.4	52.530	93.9	58.084		2:41.820	152.8
4	51.391	123.6	52.497	98.0	58.304		2:42.192	152.3	24	50.709	129.8	52.286	97.4	Pit In		2:47.625	153.6
5	51.403	126.0	52.608	96.4	58.262		2:42.273	152.3	25	Pit Out	116.5	52.513	89.7	57.481		4:57.937	
6	51.808	126.9	53.286	92.4	Pit In		2:52.751	152.1	26	50.261	125.4	52.171	92.4	57.368		2:39.800	152.5
7	Pit Out	112.1	53.700	88.2	58.174		6:02.478		27	50.336	122.7	52.922	94.4	58.522		2:41.780	155.6
8	51.487	119.5	53.261	84.1	57.785		2:42.533	149.4	28	50.346	129.0	52.309	95.1	57.640		2:40.295	152.1
9	51.439	117.3	52.510	95.8	57.789		2:41.738	153.2	29	50.947	127.2	51.983	96.3	57.312		2:40.242	154.9
10	50.568	121.2	52.501	94.3	57.835		2:40.904	154.5	30	50.715	128.6	51.943	96.1	57.438		2:40.096	151.0
11	50.776	121.2	52.271	97.5	57.562		2:40.609	155.2	31	51.085	118.9	54.231	91.4	58.782		2:44.098	151.5
12	54.728	98.5	56.568	86.1	Pit In		3:01.637	151.5	32	50.558	129.2	52.146	93.2	57.590		2:40.294	151.9
13	Pit Out	117.9	53.621	106.7	1:00.319		5:11.762		33	50.290	128.4	52.004	93.3	57.404		2:39.698	152.3
14	53.326	119.9	53.105	99.7	1:01.702		2:48.133	150.8	34	51.435	119.3	52.273	93.5	Pit In		2:48.422	153.2
15	50.620	125.6	52.427	95.5	58.480		2:41.527	152.3	35	Pit Out	119.9	53.994	81.3	58.348		4:55.058	
16	50.807	124.3	52.931	107.5	59.149		2:42.887	153.6	36	51.038	120.1	53.342	76.2	57.979		2:42.359	152.5
17	50.797	126.2	52.986	91.3	58.471		2:42.254	152.3	37	51.120	128.1	52.403	84.3	58.577		2:42.100	153.2
18	50.714	129.7	52.353	106.8	58.275		2:41.342	148.6	38	50.891	127.7	53.479	80.8	57.715		2:42.085	151.3
19	1:00.957	89.6	1:01.273	87.4	Pit In		3:15.833	134.3	39	51.161	123.1	53.002	84.2	57.668		2:41.831	152.1
20	Pit Out	128.4	52.066	91.8	58.207		4:36.098		40	51.420	129.2	52.844	83.9	58.598		2:42.862	153.2

12 Santos-Ascensão-Ascensão-Santos								Citroen C1									
lap	Sect-1	Speed	Sect-2	Speed	Sect-3	Speed	lap time	Top Speed	lap	Sect-1	Speed	Sect-2	Speed	Sect-3	Speed	lap time	Top Speed
1	Pit Out	97.6	1:10.124	64.4	Pit In		3:31.186		18	53.152	131.2	55.478	64.6	1:00.377		2:49.007	150.4
2	Pit Out	111.0	56.689	80.6	1:09.296		3:45.025		19	52.851	129.0	54.837	71.8	1:00.044		2:47.732	150.0
3	52.271	120.4	54.647	86.6	59.159		2:46.077	150.0	20	52.397	130.8	54.398	73.6	59.623		2:46.418	149.4
4	52.144	120.7	54.251	85.9	59.434		2:45.829	148.4	21	52.014	129.8	55.060	68.7	59.814		2:46.888	150.0
5	56.722	102.6	59.875	79.5	Pit In		3:10.246	147.3	22	53.141	125.6	57.853	69.1	Pit In		3:01.455	149.4



6 + 6 HORAS DO ALGARVE

6+6 Horas do Algarve

21 - 23 June 2019

Laps and Sector Times - Treino Cronometrado 1

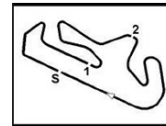
Autodromo Internacional Algarve - 4652 mtr.

6	Pit Out	106.6	57.783	89.3	1:01.589	4:47.949	23	Pit Out	101.3	57.971	88.7	1:02.873	5:13.076		
7	56.468	98.4	1:03.492	85.6	Pit In	3:14.133	130.3	24	59.543	101.9	57.397	93.2	1:03.925	3:00.865	125.9
8	Pit Out	100.7	56.377	85.6	1:01.444	14:35.716	25	54.320	107.5	56.479	90.9	1:01.669	2:52.468	147.7	
9	52.170	117.1	53.913	90.8	58.594	2:44.677	152.1	26	54.834	112.5	56.504	87.9	1:01.140	2:52.478	146.7
10	52.235	120.7	54.410	91.1	58.783	2:45.428	150.6	27	54.755	103.4	57.256	82.0	1:00.989	2:53.000	147.5
11	51.967	121.2	53.628	91.4	58.599	2:44.194	149.2	28	55.029	108.0	56.525	84.3	1:01.081	2:52.635	146.9
12	51.881	123.4	53.722	93.1	<u>58.237</u>	2:43.840	150.4	29	57.218	106.0	58.332	87.4	Pit In	3:07.678	145.7
13	51.703	129.3	<u>53.153</u>	92.1	58.572	<u>2:43.428</u>	150.8	30	Pit Out	103.6	57.079	81.6	59.779	4:37.613	
14	<u>51.651</u>	127.2	53.615	89.4	58.302	2:43.568	151.0	31	52.105	119.2	53.894	82.1	58.537	2:44.536	148.6
15	53.936	110.9	1:02.843	71.5	Pit In	3:08.328	150.4	32	54.886	120.4	54.203	88.2	1:02.881	2:51.970	147.9
16	Pit Out	121.9	57.360	70.5	1:00.708	4:43.623	33	51.801	124.7	54.171	85.9	58.766	2:44.738	149.6	
17	52.789	129.2	1:00.592	69.4	1:00.644	2:54.025	149.8	34							

17 Martinho-Rodrigues-Carneiro								Citroen C1									
lap	Sect-1	Speed	Sect-2	Speed	Sect-3	Speed	lap time	Top Speed	lap	Sect-1	Speed	Sect-2	Speed	Sect-3	Speed	lap time	Top Speed
1	Pit Out	97.4	1:02.636	59.9	1:07.020		3:04.983		14	51.856	132.5	54.104	86.0	58.388		2:44.348	151.0
2	50.821	127.7	53.020	81.1	57.888		2:41.729	151.3	15	50.895	129.2	54.025	84.3	58.059		2:42.979	150.8
3	51.143	130.8	52.373	86.7	57.891		2:41.407	149.8	16	51.639	127.1	53.284	96.3	1:01.859		2:46.782	152.8
4	50.825	131.5	52.494	88.0	57.267		2:40.586	150.4	17	51.510	131.5	53.415	80.2	Pit In		2:59.149	145.7
5	53.833	84.4	1:03.734	77.8	57.507		2:55.074	149.6	18	Pit Out	79.8	1:13.238	55.8	1:07.460		2:52.123	
6	50.874	127.4	53.222	71.6	57.687		2:41.783	157.0	19	51.096	129.7	52.932	84.8	57.507		2:41.535	155.8
7	56.690	100.6	1:00.768	76.7	Pit In		3:12.319	155.8	20	50.375	135.8	<u>52.190</u>	86.0	<u>57.234</u>		<u>2:39.799</u>	154.5
8	Pit Out	118.0	58.548	76.5	1:01.057		2:53.029		21	50.403	133.5	52.536	82.9	57.272		2:40.211	154.5
9	52.204	130.0	55.121	90.1	59.341		2:46.666	151.7	22	50.445	133.0	52.546	87.9	57.858		2:40.849	153.8
10	52.352	122.3	54.862	88.7	58.522		2:45.736	151.3	23	58.752	125.1	52.899	86.7	57.527		2:49.178	141.7
11	51.973	130.4	54.025	84.4	58.101		2:44.099	153.0	24	<u>50.062</u>	134.0	52.230	91.1	57.878		2:40.170	154.3
12	51.212	122.9	54.261	82.1	58.284		2:43.757	150.6	25	50.718	134.3	52.246	86.4	Pit In		2:50.706	150.6
13	51.547	131.4	53.690	87.0	58.423		2:43.660	153.6	26								

18 Barbosa-Marques-Silva-Reis-Silva-Valente								Citroen C1									
lap	Sect-1	Speed	Sect-2	Speed	Sect-3	Speed	lap time	Top Speed	lap	Sect-1	Speed	Sect-2	Speed	Sect-3	Speed	lap time	Top Speed
1	Pit Out	105.4	1:00.041	96.5	1:01.133		2:57.182		19	52.511	127.7	54.703	94.6	59.888		2:47.102	151.0
2	54.327	117.3	55.993	98.3	59.821		2:50.141	143.2	20	52.523	130.9	53.781	90.4	1:11.973		2:58.277	149.8
3	53.043	123.9	53.628	103.7	58.659		2:45.330	148.4	21	54.802	127.1	55.330	85.7	Pit In		3:03.999	139.4
4	51.715	122.6	53.850	107.6	59.378		2:44.943	152.5	22	Pit Out	129.5	53.470	82.5	59.640		4:47.764	
5	52.989	123.1	54.078	<u>107.7</u>	59.692		2:46.759	151.0	23	51.603	128.6	<u>53.332</u>	86.7	58.275		<u>2:43.210</u>	146.9
6	51.886	127.8	53.928	102.2	Pit In		3:00.113	<u>157.4</u>	24	<u>51.460</u>	121.3	55.058	82.8	59.125		2:45.643	149.8
7	Pit Out	102.0	59.273	81.7	1:04.104		10:53.505		25	54.669	118.0	55.704	67.5	1:00.592		2:50.965	149.8
8	56.269	96.3	58.982	78.1	1:01.916		2:57.167	141.5	26	52.103	121.9	54.080	93.8	Pit In		2:55.692	151.3
9	57.925	101.5	57.436	87.8	1:03.602		2:58.963	138.5	27	Pit Out	120.8	55.128	80.5	1:00.478		5:06.236	
10	54.953	102.5	57.849	72.1	1:02.916		2:55.718	148.6	28	52.975	113.8	55.365	78.7	59.127		2:47.467	147.9
11	55.441	104.1	58.375	83.8	Pit In		3:03.153	145.7	29	52.305	124.6	54.247	81.0	58.863		2:45.415	148.4
12	Pit Out	102.9	1:07.642	76.2	Pit In		6:12.533		30	52.154	124.7	53.630	75.5	58.699		2:44.483	149.4
13	Pit Out	109.5	55.068	88.6	59.706		6:38.818		31	51.941	127.1	53.385	85.9	58.534		2:43.860	149.6
14	53.653	118.8	54.216	85.1	59.279		2:47.148	135.7	32	51.820	126.9	54.022	79.0	1:00.032		2:45.874	150.0
15	52.197	128.0	53.844	87.1	58.857		2:44.898	152.1	33	51.978	130.0	53.622	77.3	58.653		2:44.253	148.4
16	52.862	126.6	53.781	91.7	Pit In		2:57.209	151.0	34	52.948	117.3	53.433	84.6	1:03.042		2:49.423	149.8
17	Pit Out	125.3	55.858	84.1	1:01.423		5:51.672		35	51.503	125.7	53.612	80.1	<u>58.265</u>		2:43.380	152.8
18	53.995	124.9	56.523	86.9	1:00.400		2:50.918	147.5	36								

20 Cardoso-Semêdo-Beirão da Veiga-Martins								Citroen C1									
lap	Sect-1	Speed	Sect-2	Speed	Sect-3	Speed	lap time	Top Speed	lap	Sect-1	Speed	Sect-2	Speed	Sect-3	Speed	lap time	Top Speed
1	Pit Out	130.8	52.308	99.1	57.870		2:38.837		17	53.030	122.0	54.730	90.1	1:01.096		2:48.856	150.2
2	50.463	134.2	<u>52.009</u>	97.7	57.665		2:40.137	149.8	18	53.063	129.0	55.386	78.8	1:00.349		2:48.798	150.6
3	50.565	133.7	52.170	92.3	57.731		<u>2:40.466</u>	150.0	19	52.593	129.5	53.861	86.4	59.111		2:45.565	150.8
4	54.230	98.7	55.979	82.5	Pit In		3:00.783	138.8	20	52.997	132.2	53.595	93.5	1:00.457		2:47.049	150.8
5	Pit Out	115.5	55.638	75.8	1:00.811		4:43.876		21	52.289	133.2	53.818	86.6	59.414		2:45.521	151.7
6	53.183	121.3	55.363	76.8	58.858		2:47.404	145.2	22	52.867	124.0	58.813	86.5	Pit In		3:06.338	149.4
7	52.588	123.9	54.595	77.9	58.911		2:46.094	149.2	23	Pit Out	130.8	53.198	96.0	59.020		8:36.589	
8	52.241	120.5	54.463	78.2	58.762		2:45.466	147.7	24	50.952	125.0	53.247	<u>99.7</u>	58.127		2:42.326	152.8



6 + 6 HORAS DO ALGARVE

6+6 Horas do Algarve

21 - 23 June 2019

Laps and Sector Times - Treino Cronometrado 1

Autodromo Internacional Algarve - 4652 mtr.

9	52.396	121.3	54.430	79.8	58.620	2:45.446	146.1	25	50.870	132.5	57.344	76.7	59.535	2:47.749	150.6
10	52.501	124.6	53.780	84.7	Pit In	2:54.496	147.5	26	<u>50.329</u>	134.3	53.160	90.0	57.719	2:41.208	152.3
11	Pit Out	92.0	1:01.602	83.3	1:10.996	14:44.429		27	50.409	134.2	52.494	91.7	<u>57.660</u>	2:40.563	153.6
12	1:00.331	94.7	1:00.152	76.0	1:05.720	3:06.203	137.2	28	51.086	129.2	52.530	93.8	57.792	2:41.408	150.4
13	1:00.813	102.0	59.303	78.1	1:03.333	3:03.449	128.6	29	51.269	132.4	52.733	91.4	Pit In	2:47.792	<u>154.3</u>
14	57.884	96.2	59.698	73.2	1:05.656	3:03.238	137.9	30	Pit Out	112.6	54.436	78.7	59.465	5:59.879	
15	56.192	96.4	59.146	78.1	Pit In	3:09.985	137.2	31	52.266	117.9	54.302	87.4	59.293	2:45.861	151.7
16	Pit Out	111.5	56.753	89.5	1:01.191	7:21.044		32	52.221	120.4	53.999	84.3	58.702	2:44.922	152.3

22 Moura-Couto-Lousada-Teixeira								Citroen C1									
lap	Sect-1	Speed	Sect-2	Speed	Sect-3	Speed	lap time	Top Speed	lap	Sect-1	Speed	Sect-2	Speed	Sect-3	Speed	lap time	Top Speed
1	Pit Out	97.9	59.081	87.5	1:00.665		2:52.427		18	51.724	129.7	52.718	88.9	57.805		2:42.247	152.3
2	51.215	127.1	53.928	90.8	58.028		2:43.171	155.2	19	50.726	119.2	54.193	91.9	57.828		2:42.747	155.8
3	51.654	124.4	52.615	93.0	57.797		2:42.066	153.4	20	50.700	128.1	53.045	91.5	57.749		2:41.494	153.0
4	<u>50.468</u>	129.8	52.612	92.9	57.871		<u>2:40.951</u>	155.4	21	55.663	128.9	52.870	92.5	Pit In		2:54.981	131.2
5	51.645	109.9	56.186	86.6	Pit In		2:55.727	152.3	22	Pit Out	118.7	53.480	94.2	58.442		4:34.323	
6	Pit Out	108.1	54.585	87.6	59.454		4:49.504		23	50.928	129.3	52.985	92.3	58.075		2:41.988	150.0
7	51.705	121.6	53.747	85.2	58.353		2:43.805	149.0	24	51.322	125.1	53.048	96.9	57.583		2:41.953	151.3
8	51.751	128.3	52.869	86.8	58.076		2:42.696	150.4	25	50.905	128.4	52.739	92.9	<u>57.451</u>		2:41.095	150.2
9	51.130	126.8	53.192	84.0	58.063		2:42.385	152.5	26	50.658	129.7	52.813	96.3	57.605		2:41.076	151.7
10	51.107	123.4	55.648	90.4	57.753		2:44.508	153.2	27	50.995	128.9	52.742	93.4	57.548		2:41.285	151.3
11	51.110	129.3	52.684	91.0	57.732		2:41.526	152.3	28	50.583	131.4	53.153	<u>97.0</u>	57.524		2:41.260	153.8
12	50.777	129.7	53.421	90.2	58.077		2:42.275	154.7	29	51.021	127.8	53.014	86.0	Pit In		2:50.220	152.8
13	51.209	134.3	53.117	93.5	58.161		2:42.487	151.0	30	Pit Out	91.8	1:01.578	81.8	1:00.222		5:48.274	
14	51.389	129.2	53.220	87.9	Pit In		2:54.760	152.3	31	52.516	90.5	1:04.802	72.8	1:01.554		2:58.872	150.0
15	Pit Out	126.3	53.166	91.8	57.998		5:27.033		32	50.863	127.7	<u>52.501</u>	96.1	57.593		2:40.957	<u>156.7</u>
16	51.242	123.9	53.422	91.4	57.811		2:42.475	155.8	33	50.747	129.3	52.595	96.6	Pit In		6:25.741	151.3
17	50.994	127.1	53.136	92.6	58.101		2:42.231	151.0	34								

24 Matos-Matos-Familiar-Moniz-Ávila								Citroen C1									
lap	Sect-1	Speed	Sect-2	Speed	Sect-3	Speed	lap time	Top Speed	lap	Sect-1	Speed	Sect-2	Speed	Sect-3	Speed	lap time	Top Speed
1	Pit Out	108.4	55.896	90.8	1:00.647		2:49.767		21	51.883	113.4	54.544	87.1	59.037		2:45.464	152.1
2	52.251	126.9	56.450	96.3	58.987		2:47.688	150.6	22	52.128	118.4	53.816	91.4	58.527		2:44.471	149.6
3	51.806	131.2	54.163	<u>98.3</u>	58.957		2:44.926	152.8	23	<u>51.145</u>	130.4	53.115	89.9	58.828		<u>2:43.088</u>	<u>153.6</u>
4	52.400	127.4	53.745	94.2	59.806		2:45.951	150.4	24	51.611	130.8	53.513	90.8	58.239		2:43.363	153.4
5	54.067	111.2	54.809	88.7	Pit In		2:54.648	149.4	25	51.485	126.2	54.391	84.4	<u>57.977</u>		2:43.853	150.6
6	Pit Out	113.0	56.039	87.0	59.468		5:35.262		26	51.429	130.1	<u>52.807</u>	90.2	Pit In		2:48.421	150.0
7	52.415	121.2	54.216	90.9	1:00.614		2:47.245	150.4	27	Pit Out	109.1	55.955	76.9	59.212		6:21.465	
8	52.485	118.4	54.115	78.9	58.476		2:45.076	145.6	28	52.023	120.7	53.766	85.4	58.520		2:44.309	152.1
9	51.991	117.6	54.397	82.6	58.459		2:44.847	150.6	29	52.226	126.0	54.113	85.3	58.575		2:44.914	152.1
10	52.256	127.2	53.694	85.0	58.784		2:44.734	150.2	30	52.873	126.2	53.909	91.1	58.839		2:45.621	150.6
11	52.628	126.6	53.900	86.5	59.944		2:46.472	150.0	31	51.893	126.6	53.865	94.1	58.825		2:44.583	150.8
12	52.149	127.1	53.764	82.8	58.570		2:44.483	150.0	32	52.293	121.1	53.543	89.0	58.308		2:44.144	151.0
13	51.979	122.7	53.587	85.1	Pit In		2:53.495	151.7	33	51.980	125.9	53.541	90.2	58.825		2:44.346	150.8
14	Pit Out	108.9	56.510	77.9	1:01.508		5:38.303		34	1:04.929	110.1	54.411	88.9	Pit In		3:12.527	137.6
15	53.652	104.9	55.525	78.0	59.587		2:48.764	152.3	35	Pit Out	106.5	56.595	90.4	1:01.494		5:18.551	
16	52.875	102.9	54.215	86.1	59.133		2:46.223	150.2	36	53.848	110.8	55.054	92.6	1:00.280		2:49.182	142.7
17	52.316	108.9	54.690	85.6	59.974		2:46.980	150.2	37	53.271	114.4	53.878	89.0	58.938		2:46.087	144.6
18	53.386	124.7	53.657	85.5	58.730		2:45.773	153.0	38	53.220	115.8	54.506	93.1	59.379		2:47.105	146.7
19	51.612	118.4	54.077	83.2	58.043		2:43.732	151.7	39	53.299	116.5	55.576	93.3	59.692		2:48.567	146.3
20	52.912	127.8	53.193	90.4	59.281		2:45.386	151.7	40								

26 Vilela-Negrais-Silva-Vinagre-Rebello Martins								Citroen C1									
lap	Sect-1	Speed	Sect-2	Speed	Sect-3	Speed	lap time	Top Speed	lap	Sect-1	Speed	Sect-2	Speed	Sect-3	Speed	lap time	Top Speed
1	Pit Out	126.3	53.275	98.2	58.320		2:41.392		15	50.237	129.3	52.319	90.8	Pit In		2:44.697	152.8
2	51.304	130.9	52.839	96.6	57.902		2:42.045	151.5	16	Pit Out	124.3	53.753	82.9	58.241		5:03.413	
3	51.075	129.0	52.597	102.1	58.446		2:42.118	150.8	17	50.980	125.9	52.754	88.8	57.466		2:41.200	151.0
4	51.777	129.7	52.582	98.9	57.472		2:41.831	<u>154.7</u>	18	51.187	124.3	53.097	83.1	57.474		2:41.758	151.5
5	51.030	130.4	52.348	100.2	57.890		2:41.268	153.2	19	50.809	121.3	53.206	80.2	57.269		2:41.284	151.7
6	51.188	130.6	53.416	84.9	Pit In		2:51.259	151.5	20	50.911	130.8	52.641	85.9	Pit In		2:48.151	152.5

6 + 6 HORAS DO ALGARVE

6+6 Horas do Algarve

21 - 23 June 2019

Laps and Sector Times - Treino Cronometrado 1

Autodromo Internacional Algarve - 4652 mtr.

7	Pit Out	128.4	53.314	83.4	58.049	4:46.955	21	Pit Out	124.0	52.992	78.4	57.753	4:45.784		
8	50.907	124.9	52.671	89.9	57.598	2:41.176	150.2	22	50.644	130.8	52.700	86.0	57.159	2:40.503	152.3
9	50.543	130.1	52.504	89.9	57.662	2:40.709	150.4	23	50.702	131.7	52.441	84.8	57.149	2:40.292	151.3
10	51.075	128.6	52.472	87.2	57.493	2:41.040	150.4	24	50.515	132.7	52.620	87.0	57.117	2:40.252	152.5
11	50.990	127.5	52.551	87.7	Pit In	2:45.651	151.0	25	50.666	133.0	52.394	88.5	Pit In	2:50.438	153.8
12	Pit Out	121.3	58.692	89.6	56.987	7:00.082	26	Pit Out	126.6	52.496	90.3	57.655	5:04.123		
13	50.459	125.4	52.550	88.2	57.080	2:40.089	153.8	27	51.471	123.4	52.225	104.8	57.290	2:40.986	152.1
14	50.179	124.6	52.874	88.7	56.895	2:39.948	154.1	28	50.505	130.9	51.987	90.7	56.936	2:39.428	150.8

32 Soares-Antas-Ferreira-Gago-de Sousa-Setas								Citroen C1									
lap	Sect-1	Speed	Sect-2	Speed	Sect-3	Speed	lap time	Top Speed	lap	Sect-1	Speed	Sect-2	Speed	Sect-3	Speed	lap time	Top Speed
1	Pit Out	117.1	54.698	86.3	58.800	2:45.312	18	51.113	119.5	53.376	100.7	57.758	2:42.247	153.4			
2	52.661	122.3	53.664	92.7	58.569	2:44.894	149.4	19	52.096	115.5	53.500	93.9	57.643	2:43.239	151.7		
3	51.972	124.3	53.607	96.1	58.130	2:43.709	151.7	20	50.946	130.9	52.993	97.8	58.288	2:42.227	154.7		
4	51.709	130.0	53.791	94.0	57.893	2:43.393	152.8	21	51.266	130.1	53.807	88.3	Pit In	2:53.432	152.3		
5	52.989	128.0	53.489	93.9	58.042	2:44.520	154.1	22	Pit Out	117.8	53.773	90.1	57.973	5:24.297			
6	51.439	126.8	53.478	95.1	58.142	2:43.059	153.0	23	51.472	121.9	53.595	88.5	58.463	2:43.530	151.5		
7	51.469	127.8	53.525	96.3	58.335	2:43.329	150.4	24	51.178	124.3	53.181	88.7	58.161	2:42.520	150.6		
8	52.128	123.6	53.577	97.7	58.731	2:44.436	150.8	25	51.864	124.1	52.982	87.4	58.127	2:42.973	150.8		
9	52.466	122.7	53.724	98.3	58.341	2:44.531	153.4	26	51.256	128.3	52.831	89.9	57.342	2:41.429	151.7		
10	51.808	123.4	53.755	100.0	58.439	2:44.002	150.8	27	51.346	130.9	53.676	86.3	57.799	2:42.821	151.9		
11	51.585	111.0	54.075	99.3	58.463	2:44.123	151.5	28	51.052	126.2	52.911	89.6	57.555	2:41.518	152.1		
12	51.425	124.3	53.794	92.2	Pit In	2:49.514	151.7	29	51.508	124.7	52.897	91.4	Pit In	2:47.927	151.9		
13	Pit Out	122.4	53.546	95.4	57.879	6:24.697	30	Pit Out	117.5	53.606	82.7	58.124	5:33.608				
14	51.429	125.3	53.628	102.8	57.961	2:43.018	152.5	31	50.957	118.0	53.873	84.0	58.110	2:42.940	152.1		
15	50.879	127.1	53.014	94.2	57.212	2:41.105	153.6	32	50.893	119.2	53.324	85.8	58.281	2:42.498	151.7		
16	50.460	126.9	53.164	93.7	57.716	2:41.340	154.5	33	51.258	124.1	53.317	86.3	Pit In	2:56.345	151.0		
17	51.294	131.2	52.531	93.1	57.713	2:41.538	153.8	34									

33 Ferreira-Simões-Pinho-Fernandes-Oliveira-Mesquita								Citroen C1									
lap	Sect-1	Speed	Sect-2	Speed	Sect-3	Speed	lap time	Top Speed	lap	Sect-1	Speed	Sect-2	Speed	Sect-3	Speed	lap time	Top Speed
1	Pit Out	122.9	54.669	73.8	58.555	2:45.559	19	51.802	122.6	58.163	76.4	58.694	2:48.659	152.1			
2	51.888	130.4	53.822	82.4	58.089	2:43.799	150.6	20	51.618	121.3	54.418	78.8	Pit In	5:33.723	151.7		
3	51.460	130.0	53.817	77.5	57.817	2:43.094	151.7	21	Pit Out	103.1	56.086	80.7	1:02.186	2:43.972			
4	51.573	130.8	53.225	82.1	57.748	2:42.546	151.9	22	52.893	125.7	54.077	87.0	59.658	2:46.628	150.0		
5	51.458	131.1	52.975	83.5	57.727	2:42.160	153.2	23	53.821	128.1	53.732	86.9	59.448	2:47.001	151.3		
6	51.679	129.8	53.162	79.2	57.552	2:42.393	155.2	24	52.829	127.8	53.941	82.1	Pit In	2:59.846	148.1		
7	50.769	132.4	53.692	79.9	57.826	2:42.287	155.4	25	Pit Out	119.3	54.037	79.8	58.756	4:35.774			
8	51.319	131.1	52.857	80.2	Pit In	2:49.971	152.8	26	52.327	124.4	54.053	81.5	58.875	2:45.255	153.2		
9	Pit Out	114.3	54.801	72.2	59.638	7:55.842	27	55.668	125.6	53.736	86.6	59.157	2:48.561	147.7			
10	50.839	128.1	53.089	84.6	58.045	2:41.973	156.1	28	52.644	125.7	54.197	89.7	Pit In	2:53.588	150.8		
11	51.264	130.4	53.119	77.3	57.715	2:42.098	151.0	29	Pit Out	115.0	55.958	89.6	59.896	6:21.584			
12	51.452	129.3	53.056	79.4	58.017	2:42.525	151.7	30	53.261	112.6	54.792	86.1	59.343	2:47.396	150.2		
13	51.114	129.8	53.034	80.8	58.363	2:42.511	151.9	31	54.226	116.4	55.191	83.4	Pit In	2:57.081	151.3		
14	53.573	105.6	54.542	83.1	Pit In	2:56.137	151.0	32	Pit Out	111.9	54.233	93.5	58.708	4:34.395			
15	Pit Out	119.9	54.286	74.2	58.779	6:26.799	33	51.947	125.4	53.140	95.7	58.406	2:43.493	149.4			
16	52.027	111.3	54.803	76.8	58.591	2:45.421	151.0	34	52.317	130.8	52.771	98.3	59.024	2:44.112	149.0		
17	51.950	122.7	53.733	75.1	58.460	2:44.143	152.3	35	51.409	130.1	52.812	98.1	58.676	2:42.897	150.4		
18	58.099	113.2	53.774	81.6	1:01.103	2:52.976	151.7	36									

34 Carvalho-Marques-Correia								Citroen C1									
lap	Sect-1	Speed	Sect-2	Speed	Sect-3	Speed	lap time	Top Speed	lap	Sect-1	Speed	Sect-2	Speed	Sect-3	Speed	lap time	Top Speed
1	Pit Out	111.6	55.257	80.2	58.290	2:45.817	13	51.066	130.9	52.594	86.8	57.890	2:41.550	151.0			
2	1:03.201	66.6	1:16.137	69.7	Pit In	3:38.257	150.2	14	51.091	131.7	52.504	88.1	57.753	2:41.348	151.9		
3	Pit Out	117.9	53.908	84.9	58.067	17:18.966	15	50.894	129.3	53.399	98.0	Pit In	2:47.819	153.2			
4	51.671	129.0	53.611	82.4	58.145	2:43.427	149.6	16	Pit Out	86.6	1:02.130	70.7	1:04.362	7:10.230			
5	50.853	129.0	53.148	86.1	58.001	2:42.002	152.3	17	56.449	98.7	59.761	75.7	1:01.991	2:58.201	145.0		
6	51.119	128.9	52.732	84.1	57.782	2:41.633	152.3	18	56.498	103.4	57.202	80.2	1:02.361	2:56.061	144.0		
7	51.905	129.0	53.012	83.2	58.582	2:43.499	151.0	19	56.618	112.9	58.134	81.0	1:00.726	2:55.478	147.1		
8	51.197	126.6	55.333	89.5	Pit In	2:50.728	151.9	20	54.192	110.0	56.443	83.9	Pit In	3:03.992	147.7		

6 + 6 HORAS DO ALGARVE

6+6 Horas do Algarve

21 - 23 June 2019

Laps and Sector Times - Treino Cronometrado 1

Autodromo Internacional Algarve - 4652 mtr.

9	Pit Out	117.3	54.141	81.1	58.319	8:08.595	21	Pit Out	109.8	56.256	87.2	1:01.614	7:18.020		
10	51.628	125.0	52.970	82.1	57.829	2:42.427	151.0	22	55.736	92.9	57.843	94.8	59.716	2:53.295	150.6
11	51.145	128.7	52.910	81.0	58.255	2:42.310	150.8	23	57.271	102.4	55.279	88.8	59.885	2:52.435	150.2
12	51.180	130.0	<u>52.422</u>	88.6	57.926	2:41.528	150.6	24	55.555	116.5	55.172	93.7	Pit In	3:04.995	149.0

40 Águas-Carrilho-Hilgers-Palos-Palos-Correira									Citroen C1								
lap	Sect-1	Speed	Sect-2	Speed	Sect-3	Speed	lap time	Top Speed	lap	Sect-1	Speed	Sect-2	Speed	Sect-3	Speed	lap time	Top Speed
1	52.133	117.9	54.270	93.5	58.793		2:45.196	149.8	19	Pit Out	125.1	3:16.548	76.0	1:01.240		9:53.029	
2	52.361	124.3	53.986	89.6	58.729		2:45.076	150.2	20	52.287	129.5	54.705	77.8	58.950		2:45.942	149.6
3	52.615	120.7	54.300	93.7	57.971		2:44.886	149.6	21	52.850	129.3	54.399	82.8	58.821		2:46.070	148.8
4	51.976	124.1	53.504	93.6	58.677		2:44.157	148.1	22	52.294	130.9	53.448	79.8	57.970		2:43.712	149.6
5	52.338	125.1	53.873	84.9	Pit In		<u>2:53.222</u>	148.8	23	51.421	130.1	53.311	84.2	58.060		2:42.792	152.8
6	Pit Out	119.5	53.590	85.0	59.773		5:14.439		24	51.384	131.5	53.157	86.1	58.024		2:42.565	152.3
7	<u>50.674</u>	128.3	53.478	81.4	57.809		2:41.961	152.5	25	51.585	130.9	56.100	85.4	Pit In		<u>2:53.233</u>	152.8
8	51.077	130.1	<u>52.521</u>	88.9	57.972		2:41.570	151.5	26	Pit Out	125.7	53.596	83.0	58.759		8:15.830	
9	50.977	130.0	52.999	84.0	58.202		2:42.178	151.9	27	52.158	129.2	53.794	84.0	58.127		2:44.079	149.6
10	50.919	130.8	52.555	84.8	57.878		<u>2:41.352</u>	151.9	28	51.515	130.3	54.426	88.1	58.133		2:44.074	150.4
11	51.139	130.3	52.760	80.2	<u>57.794</u>		2:41.693	151.3	29	51.418	118.4	55.012	79.9	Pit In		<u>2:57.581</u>	152.1
12	51.014	130.6	52.773	78.1	Pit In		2:47.829	152.5	30	Pit Out	117.5	53.988	84.9	58.833		4:54.139	
13	Pit Out	112.6	54.225	84.6	59.319		5:11.714		31	52.063	120.3	53.627	90.2	57.829		2:43.519	150.8
14	52.290	116.5	53.760	89.9	59.160		2:45.210	150.8	32	52.722	125.6	52.974	<u>100.0</u>	58.031		2:43.727	151.3
15	52.147	120.0	53.773	84.7	58.721		2:44.641	151.0	33	52.084	123.9	53.291	98.5	58.197		2:43.572	<u>153.6</u>
16	52.372	123.9	53.352	89.0	59.288		2:45.012	151.7	34	52.330	125.1	53.131	95.0	58.258		2:43.719	150.0
17	52.070	124.1	53.353	86.0	58.463		2:43.886	150.6	35	52.207	124.7	53.357	94.4	57.996		2:43.560	149.0
18	52.286	126.5	53.459	87.4	Pit In		<u>2:53.008</u>	151.3	36	51.579	124.4	53.386	92.2	57.956		2:42.921	153.0

41 Castanheira-Camelo-Pardal									Citroen C1								
lap	Sect-1	Speed	Sect-2	Speed	Sect-3	Speed	lap time	Top Speed	lap	Sect-1	Speed	Sect-2	Speed	Sect-3	Speed	lap time	Top Speed
1	Pit Out	85.4	1:02.735	67.7	Pit In		3:13.950		16	52.142	131.1	53.016	83.4	57.976		2:43.134	154.7
2	Pit Out	122.6	55.990	71.0	58.859		6:02.965		17	51.102	130.9	53.068	85.7	57.945		2:42.115	<u>155.4</u>
3	53.214	124.1	55.990	74.0	58.521		2:47.725	150.8	18	53.956	94.9	1:01.465	76.9	Pit In		3:07.640	150.6
4	51.979	127.8	53.841	88.4	58.704		2:44.524	150.4	19	Pit Out	101.0	55.397	78.4	58.949		6:14.507	
5	51.562	127.8	53.512	79.7	58.930		2:44.004	151.0	20	51.059	130.3	54.221	89.5	57.847		2:43.127	153.8
6	51.903	125.1	54.379	73.8	59.027		2:45.309	148.8	21	52.786	130.9	52.718	93.7	57.832		2:43.336	153.6
7	51.846	128.1	53.892	79.4	Pit In		2:51.025	149.4	22	<u>50.651</u>	137.6	53.255	94.7	57.575		2:41.481	154.1
8	Pit Out	125.6	54.543	77.4	59.616		10:48.687		23	51.004	132.8	52.784	96.9	58.347		2:42.135	151.9
9	51.848	131.1	53.147	78.1	58.811		2:43.806	149.8	24	51.371	130.4	<u>52.649</u>	94.6	<u>57.549</u>		<u>2:41.569</u>	151.3
10	51.237	128.4	53.505	76.0	58.351		2:43.093	151.0	25	54.528	112.0	56.119	<u>100.7</u>	Pit In		<u>2:56.092</u>	150.8
11	51.358	128.3	53.222	76.0	58.461		2:43.041	151.5	26	Pit Out	120.7	53.076	76.9	57.971		6:11.804	
12	51.075	128.1	53.543	79.4	Pit In		2:51.028	152.5	27	51.042	128.0	53.061	95.3	58.383		2:42.486	155.2
13	Pit Out	125.6	54.578	85.4	58.366		7:26.426		28	51.392	123.1	54.692	78.3	58.184		2:44.268	154.5
14	51.533	127.8	53.199	84.4	58.015		2:42.747	152.5	29	51.439	128.0	52.723	86.2	58.085		2:42.247	150.2
15	51.163	131.1	53.023	89.9	57.981		2:42.167	<u>155.4</u>	30	51.307	129.3	52.946	85.7	Pit In		<u>2:50.077</u>	153.8

44 Oliveira-Ribeiro-Carvalho									Citroen C1								
lap	Sect-1	Speed	Sect-2	Speed	Sect-3	Speed	lap time	Top Speed	lap	Sect-1	Speed	Sect-2	Speed	Sect-3	Speed	lap time	Top Speed
1	Pit Out	121.6	54.107	93.9	57.820		2:41.485		19	Pit Out		53.544	88.7	Pit In		3:55.067	
2	50.798	128.9	53.229	<u>108.7</u>	57.807		2:41.834	152.3	20	Pit Out	125.7	52.657	95.6	Pit In		5:32.194	
3	51.409	130.4	54.168	106.8	58.066		2:43.643	154.3	21	Pit Out	128.1	52.403	92.8	57.725		4:47.992	
4	51.096	128.9	53.449	98.8	58.042		2:42.587	153.4	22	50.621	128.4	52.160	94.7	57.385		2:40.166	151.3
5	50.759	128.6	53.339	100.3	57.919		2:42.017	153.2	23	50.942	129.0	52.190	87.1	57.454		2:40.586	151.7
6	51.139		54.405	89.5	57.493		2:43.037	150.2	24	50.636	128.7	52.080	87.2	<u>57.141</u>		<u>2:39.857</u>	151.0
7	51.189	125.3	54.212	93.1	Pit In		2:50.042	151.5	25	50.949	128.3	<u>52.076</u>	92.5	Pit In		2:47.904	152.3
8	Pit Out	127.4	53.622	93.3	57.557		14:19.632		26	Pit Out	120.7	53.225	87.9	57.842		5:04.389	
9	51.171	127.1	54.818	97.1	57.878		2:43.867	152.1	27	50.559		52.827	87.0	57.220		2:40.606	154.5
10	50.496	116.9	53.036	97.9	57.658		2:41.190	154.7	28	50.867		52.607	92.1	57.542		2:41.016	<u>155.4</u>
11	51.027	126.5	53.043	99.1	Pit In		2:48.358	154.3	29	<u>50.234</u>	126.5	52.754	86.9	Pit In		2:46.920	154.1
12	Pit Out	114.9	53.841	99.6	59.806		6:30.119		30	Pit Out	113.9	53.725	82.8	58.245		4:12.898	
13	50.900	120.9	52.730	91.1	58.003		2:41.633	151.5	31	51.529	122.7	53.391	86.9	58.212		2:43.132	152.5
14	50.970	126.0	52.808	88.6	57.662		2:41.440	151.5	32	51.246	121.8	53.050	87.2	57.613		2:41.909	151.9

6 + 6 HORAS DO ALGARVE

6+6 Horas do Algarve

21 - 23 June 2019

Laps and Sector Times - Treino Cronometrado 1

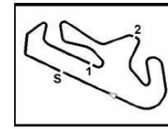
Autodromo Internacional Algarve - 4652 mtr.

15	50.956	125.9	52.773	96.3	58.601	2:42.330	151.9	33	51.393	127.2	52.981	86.2	58.012	2:42.386	152.1
16	50.663	125.6	52.529	94.9	58.018	2:41.210	152.5	34	51.371	120.4	52.579	90.1	57.926	2:41.876	153.8
17	50.671	118.4	53.013	92.8	58.031	2:41.715	152.3	35	51.127	121.6	52.885	84.7	57.980	2:41.992	152.5
18	50.538	126.5	52.589	98.5	Pit In	2:47.977	152.5	36							

77 Batina-Vaz-Sales								Citroen C1									
lap	Sect-1	Speed	Sect-2	Speed	Sect-3	Speed	lap time	Top Speed	lap	Sect-1	Speed	Sect-2	Speed	Sect-3	Speed	lap time	Top Speed
1	Pit Out	96.3	1:02.950	78.9	1:03.143		3:11.368		19	53.142	115.0	55.023	88.3	1:00.011		2:48.176	149.4
2	53.447	128.1	54.799	90.4	1:01.207		2:49.453	146.9	20	54.503	125.1	54.824	95.7	1:00.052		2:49.379	147.9
3	53.228	128.9	55.312	83.9	1:00.641		2:49.181	147.1	21	52.947	118.7	55.253	89.5	1:00.235		2:48.435	148.1
4	52.994	126.8	54.422	87.6	1:00.108		2:47.524	147.7	22	53.357	124.3	55.044	86.2	1:00.000		2:48.401	147.3
5	52.103	130.4	54.409	85.3	1:00.605		2:47.117	148.6	23	53.337	125.1	54.911	89.0	1:00.045		2:48.293	147.3
6	54.783	127.1	54.873	85.2	Pit In		3:02.523	148.4	24	54.012	125.9	54.814	85.0	59.629		2:48.455	150.2
7	Pit Out	112.0	55.817	82.6	1:01.876		6:48.303		25	53.353	125.6	55.032	91.1	59.968		2:48.353	145.9
8	52.775	128.9	55.333	84.0	59.558		2:47.666	149.2	26	53.300	125.9	55.585	84.7	59.937		2:48.822	147.5
9	53.022	127.7	54.501	91.3	1:00.088		2:47.611	149.2	27	53.402	127.4	54.866	94.1	1:00.037		2:48.305	147.7
10	52.519	129.2	54.963	98.0	59.415		2:46.897	147.5	28	52.865	127.8	54.635	91.0	Pit In		2:58.222	149.6
11	52.959	123.4	54.355	92.3	59.531		2:46.845	148.6	29	Pit Out	125.7	54.402	89.7	59.265		6:06.019	
12	52.166	127.4	54.316	96.7	59.379		2:45.861	149.4	30	57.706	77.2	58.950	81.6	1:01.575		2:58.231	149.0
13	52.172	127.5	54.774	87.7	59.992		2:46.938	149.8	31	52.041	128.6	54.308	84.2	1:00.932		2:47.281	149.2
14	52.310	129.2	53.969	94.5	59.400		2:45.679	146.5	32	51.848	130.8	53.837	92.8	59.050		2:44.735	146.9
15	52.241	129.2	54.078	97.8	59.428		2:45.747	147.7	33	52.002	130.0	53.884	91.1	58.889		2:44.775	146.9
16	52.544	129.0	56.826	92.5	Pit In		2:55.198	147.9	34	52.000	129.8	54.067	93.3	59.828		2:45.895	147.3
17	Pit Out	109.6	57.583	84.7	1:01.105		5:35.038		35	53.736	118.4	55.598	64.6	Pit In		2:57.274	149.6
18	53.695	114.0	55.982	81.8	1:01.214		2:50.891	144.8	36								

81 Rodrigues-Brandão-Hernandez-Benito Diéguez-Maia								Citroen C1									
lap	Sect-1	Speed	Sect-2	Speed	Sect-3	Speed	lap time	Top Speed	lap	Sect-1	Speed	Sect-2	Speed	Sect-3	Speed	lap time	Top Speed
1	Pit Out	106.9	57.492	89.7	59.026		2:51.386		14	50.846	133.5	52.341	95.1	57.823		2:41.010	155.6
2	51.423	130.6	52.752	92.5	58.435		2:42.610	151.9	15	50.718	132.0	52.545	93.3	Pit In		2:46.993	153.0
3	53.949	112.3	55.318	86.5	58.827		2:48.094	154.1	16	Pit Out	128.7	52.104	94.0	57.262		6:51.231	
4	50.255	128.6	52.084	94.1	57.490		2:39.829	154.5	17	50.247	133.2	51.721	98.3	56.983		2:38.951	154.5
5	56.541	111.3	1:00.493	61.6	Pit In		3:04.324	149.4	18	50.025	128.0	51.727	95.6	57.105		2:38.857	156.1
6	Pit Out	100.0	53.972	101.6	1:00.451		4:23.435		19	50.354	132.5	51.564	93.5	56.796		2:38.714	154.3
7	50.649	128.7	52.376	91.1	57.920		2:40.945	153.0	20	53.269	93.3	1:05.556	72.4	Pit In		3:15.728	155.6
8	50.696	135.3	51.966	97.4	57.806		2:40.468	153.0	21	Pit Out	133.7	52.028	83.1	1:01.849		5:09.999	
9	50.637	133.2	51.877	100.0	57.409		2:39.923	153.2	22	49.775	136.7	52.003	88.2	56.670		2:38.448	156.3
10	52.090	129.5	54.068	85.1	Pit In		2:57.237	154.5	23	49.775	135.7	51.304	93.3	56.500		2:37.579	154.5
11	Pit Out	129.2	57.616	86.1	1:02.339		7:30.219		24	49.846	137.4	51.312	96.4	56.651		2:37.809	157.7
12	50.852	128.4	52.100	95.5	1:00.070		2:43.022	153.4	25	55.511	108.0	58.696	70.8	Pit In		3:02.899	153.6
13	51.278	132.8	52.223	93.3	57.433		2:40.934	149.0	26								

88 Leão-Alface-Simões-Simões-Xarepa								Citroen C1									
lap	Sect-1	Speed	Sect-2	Speed	Sect-3	Speed	lap time	Top Speed	lap	Sect-1	Speed	Sect-2	Speed	Sect-3	Speed	lap time	Top Speed
1	Pit Out		54.335	97.2	58.365		2:51.233		15	50.691		53.282	88.2	57.965		2:41.938	155.8
2	51.372		52.938	94.1	57.907		2:42.217	150.4	16	52.748		54.278	96.6	Pit In		2:52.432	151.9
3	50.949		52.705	97.6	58.751		2:42.405	154.1	17	Pit Out		54.175	89.5	58.471		7:04.793	
4	51.040	129.8	53.191	102.1	58.588		2:42.819	151.5	18	51.970		53.364	90.5	58.049		2:43.383	151.0
5	51.069		52.941	98.2	Pit In		2:54.300	151.7	19	52.070		53.581	94.7	57.886		2:43.537	154.7
6	Pit Out		53.532	105.7	58.076		10:31.814		20	51.480		53.548	86.6	Pit In		2:55.721	154.9
7	50.688		53.210	105.3	58.117		2:42.015	149.8	21	Pit Out		55.565	73.1	59.268		12:19.726	
8	50.348		52.445	106.4	58.315		2:41.108	154.7	22	52.260		53.691	89.9	58.482		2:44.433	154.3
9	50.390		52.579	107.8	57.793		2:40.762	152.5	23	51.871		54.028	90.2	58.348		2:44.247	152.5
10	50.029		54.162	90.0	Pit In		2:51.549	154.5	24	51.685		53.995	79.8	57.958		2:43.638	151.9
11	Pit Out		53.037	99.2	58.668		8:34.093		25	51.447		53.973	78.9	58.837		2:44.257	154.3
12	51.087		53.007	107.6	58.546		2:42.640	153.4	26	51.190		55.477	81.7	57.902		2:44.569	158.4
13	50.847		53.172	98.5	58.478		2:42.497	151.3	27	52.295		53.724	77.6	Pit In		2:58.219	157.7
14	1:07.543		58.021	104.0	58.073		3:03.637	152.1	28								



6 + 6 HORAS DO ALGARVE

6+6 Horas do Algarve

21 - 23 June 2019

Laps and Sector Times - Treino Cronometrado 1

Autodromo Internacional Algarve - 4652 mtr.

99 Azevedo-Costa-Fernandes-Cunha								Citroen C1									
lap	Sect-1	Speed	Sect-2	Speed	Sect-3	Speed	lap time	Top Speed	lap	Sect-1	Speed	Sect-2	Speed	Sect-3	Speed	lap time	Top Speed
1	Pit Out		55.726	91.4	1:01.239		2:48.723		21	52.198		54.347	79.9	Pit In		2:56.456	149.8
2	52.994		55.120	78.3	1:00.047		2:48.161	146.1	22	Pit Out		53.394	87.1	58.366		6:59.742	
3	53.442		55.231	96.4	59.216		2:47.889	148.8	23	51.462	120.4	53.457	76.9	58.935		2:43.854	149.0
4	52.052		54.368	91.1	59.346		2:45.766	150.4	24	51.296	122.2	53.308	78.9	58.326		2:42.930	150.6
5	51.880		54.119	92.6	59.234		2:45.233	150.6	25	51.686	127.1	53.633	90.2	58.265		2:43.584	148.4
6	52.019		53.420	100.7	59.191		2:44.630	151.0	26	51.407		53.132	81.9	57.997		<u>2:42.536</u>	150.2
7	52.328		53.878	94.6	Pit In		2:58.805	150.8	27	51.318	120.3	<u>52.908</u>	88.9	58.053		2:42.279	150.2
8	Pit Out		57.348	69.1	1:00.844		5:13.599		28	51.709	127.4	53.570	77.0	58.293		2:43.572	148.6
9	53.281		56.024	71.4	59.946		2:49.251	147.9	29	52.267		53.124	91.8	58.159		2:43.550	148.6
10	52.830		55.315	69.8	59.849		2:47.994	149.2	30	52.131		53.385	97.1	58.401		2:43.917	153.2
11	53.811		54.968	72.0	59.771		2:48.550	149.4	31	52.926		53.008	85.6	59.696		2:45.630	154.5
12	53.207		56.691	66.9	1:00.511		2:50.409	150.2	32	52.635	129.2	52.942	88.5	Pit In		<u>2:51.258</u>	150.8
13	53.369		56.785	65.8	Pit In		<u>3:04.253</u>	149.2	33	Pit Out		53.501	97.8	58.948		<u>5:18.297</u>	
14	Pit Out		57.016	81.2	59.856		5:21.782		34	51.869		54.008	<u>105.5</u>	59.008		2:44.885	150.4
15	52.482		54.610	78.2	59.125		2:46.217	149.6	35	1:03.321		53.461	104.4	59.627		2:56.409	149.2
16	52.664		54.586	80.1	58.808		2:46.058	151.3	36	52.798		53.492	88.4	58.210		2:44.500	150.2
17	53.380		55.350	82.1	58.719		2:47.449	<u>154.7</u>	37	51.668		53.462	97.6	58.355		2:43.485	152.5
18	52.193		54.079	80.2	58.597		2:44.869	150.4	38	52.273		54.292	97.7	59.179		2:45.744	150.4
19	52.261		53.925	84.2	58.597		2:44.783	151.5	39	52.282		53.825	98.0	58.838		2:44.945	149.2
20	52.057		54.103	80.5	58.681		2:44.841	152.8	40								

111 Pinto-Escarigo-Godinho-Gomes								Citroen C1									
lap	Sect-1	Speed	Sect-2	Speed	Sect-3	Speed	lap time	Top Speed	lap	Sect-1	Speed	Sect-2	Speed	Sect-3	Speed	lap time	Top Speed
1	Pit Out	95.3	56.588	83.7	59.174		2:49.768		21	51.223	132.4	52.606	95.4	Pit In		2:49.183	152.1
2	53.538	115.5	55.477	86.1	59.021		2:48.036	146.9	22	Pit Out	122.2	55.626	73.9	59.569		4:53.221	
3	52.958	118.3	53.339	87.5	58.256		2:44.553	148.8	23	52.659	128.4	54.593	76.9	59.041		2:46.293	146.9
4	51.841	129.0	52.502	90.2	57.988		2:42.331	151.3	24	52.532	130.6	53.764	82.2	58.713		2:45.009	152.8
5	<u>51.072</u>	129.7	53.025	87.4	<u>57.873</u>		2:41.970	<u>155.4</u>	25	52.150	130.8	53.348	88.3	58.775		2:44.273	154.5
6	51.134	126.2	53.922	84.4	58.070		2:43.126	153.2	26	52.653	130.6	53.570	81.9	58.618		2:44.841	146.9
7	52.287	125.3	56.339	89.8	1:00.346		2:48.972	148.6	27	51.903	131.5	53.734	81.3	58.764		2:44.401	146.7
8	51.455	131.1	52.929	83.9	58.089		2:42.473	149.4	28	52.271	129.7	54.112	80.5	59.427		2:45.810	146.9
9	51.248	125.6	53.011	77.8	58.285		2:42.544	151.0	29	52.399	125.6	53.701	83.7	58.693		2:44.793	147.1
10	51.344	125.9	<u>52.349</u>	96.9	58.270		<u>2:41.963</u>	149.0	30	52.335	126.5	53.859	81.0	58.745		2:44.939	154.5
11	53.501	116.1	1:00.648	81.4	Pit In		<u>3:06.044</u>	148.8	31	54.157	130.0	53.714	89.0	Pit In		<u>2:55.473</u>	148.4
12	Pit Out	106.8	54.226	85.9	59.221		5:48.432		32	Pit Out	79.8	58.932	79.1	1:00.265		<u>5:49.236</u>	
13	51.925	128.3	53.223	89.0	58.681		2:43.829	150.6	33	52.714	122.2	54.687	77.2	1:05.441		2:52.842	147.3
14	51.805	129.5	53.138	81.6	58.248		2:43.191	150.2	34	52.268	129.3	53.790	78.3	58.768		2:44.826	146.9
15	52.471	127.5	52.996	<u>99.4</u>	58.478		2:43.945	154.9	35	52.023	126.0	53.473	81.0	58.861		2:44.357	148.6
16	52.062	129.0	52.757	89.9	58.162		2:42.981	149.4	36	52.661	127.1	53.080	90.5	58.275		2:44.016	150.4
17	52.177	119.6	57.564	94.1	Pit In		<u>3:02.654</u>	149.6	37	51.440	130.0	53.381	87.2	58.803		2:43.624	150.8
18	Pit Out	129.8	53.180	80.4	58.593		4:48.336		38	51.525	128.7	53.209	87.8	59.014		2:43.748	149.2
19	51.813	130.9	52.782	91.7	58.507		2:43.102	149.8	39	51.206	131.9	53.379	81.6	58.344		2:42.929	154.5
20	52.231	131.5	53.386	95.5	57.984		2:43.601	149.6	40	51.656	128.4	53.848	87.9	58.773		2:44.277	150.4

126 Melo-Pereira-Silva-Castro								Citroen C1									
lap	Sect-1	Speed	Sect-2	Speed	Sect-3	Speed	lap time	Top Speed	lap	Sect-1	Speed	Sect-2	Speed	Sect-3	Speed	lap time	Top Speed
1	Pit Out	116.0	56.407	90.1	1:02.166		2:51.976		20	50.846	130.1	52.615	95.4	57.859		<u>2:41.320</u>	154.5
2	53.555	120.5	55.124	87.1	1:00.116		2:48.795	145.9	21	51.059	134.3	53.487	86.6	58.269		2:42.815	155.4
3	52.145	124.4	54.824	91.3	1:00.318		2:47.287	149.6	22	56.658	113.8	56.992	93.9	Pit In		<u>3:00.673</u>	<u>157.0</u>
4	52.729	119.1	54.354	97.3	59.911		2:46.994	148.4	23	Pit Out	128.7	53.792	88.8	59.800		<u>5:20.293</u>	
5	52.163	126.6	54.187	95.5	59.787		2:46.137	152.3	24	52.007	127.8	53.546	94.7	58.606		2:44.159	149.0
6	52.481	130.0	54.739	92.9	1:00.378		2:47.598	150.2	25	51.853	128.6	53.175	101.2	58.606		2:43.634	150.4
7	53.205	129.8	54.250	93.8	Pit In		2:57.548	149.6	26	51.706	129.8	53.494	88.2	58.557		2:43.757	150.2
8	Pit Out	126.6	53.612	82.3	59.184		6:28.502		27	51.529	131.4	53.522	91.6	58.415		2:43.466	150.6
9	52.069	131.5	53.068	88.2	59.072		2:44.209	149.6	28	51.440	132.7	52.812	99.4	58.927		2:43.179	151.0
10	51.937	128.9	52.891	84.8	58.281		2:43.109	143.4	29	51.315	131.4	53.726	84.4	Pit In		<u>2:52.503</u>	151.9
11	51.792	132.5	<u>52.506</u>	90.7	59.013		2:43.311	152.3	30	Pit Out	125.0	54.367	85.6	59.281		<u>6:19.722</u>	
12	<u>50.754</u>	131.5	52.875	89.9	58.716		2:42.345	154.7	31	51.670	132.4	52.756	98.2	58.914		2:43.340	152.1

6 + 6 HORAS DO ALGARVE

6+6 Horas do Algarve

21 - 23 June 2019

Laps and Sector Times - Treino Cronometrado 1

Autodromo Internacional Algarve - 4652 mtr.

13	51.225	132.2	52.877	92.5	58.692	2:42.794	150.4	32	51.264	133.7	53.353	95.4	58.731	2:43.348	152.1
14	53.914	112.0	58.902	87.4	Pit In	3:06.383	150.8	33	51.461	132.0	52.764	98.3	58.451	2:42.676	151.9
15	Pit Out	126.0	54.971	<u>103.3</u>	58.900	7:03.361		34	52.628	129.7	53.178	103.1	58.887	2:44.693	155.4
16	51.051	130.6	53.683	73.1	59.789	2:44.523	151.0	35	51.342	131.2	54.233	85.5	57.983	2:43.558	151.7
17	51.544	123.9	53.546	84.6	58.409	2:43.499	151.9	36	51.235	130.4	52.672	100.7	58.627	2:42.534	154.3
18	51.169	131.7	53.043	98.4	57.816	2:42.028	153.0	37	50.978	129.3	55.708	87.0	Pit In	2:55.863	150.8
19	51.127	133.7	52.826	96.1	<u>57.551</u>	2:41.504	153.6	38							

188 Teixeira-Oliveira-Xavier-DeLgado								Citroen C1									
lap	Sect-1	Speed	Sect-2	Speed	Sect-3	Speed	lap time	Top Speed	lap	Sect-1	Speed	Sect-2	Speed	Sect-3	Speed	lap time	Top Speed
1	Pit Out	108.0	53.775	92.1	58.699		2:46.732		18	52.404	122.2	53.965	89.6	58.429		2:44.798	151.7
2	50.782	129.8	53.376	92.7	57.158		2:41.316	<u>156.3</u>	19	52.424	116.5	54.256	93.9	58.514		2:45.194	152.8
3	50.665	131.4	53.011	90.3	57.193		2:40.869	155.4	20	52.137	118.8	54.176	89.5	58.675		2:44.988	152.8
4	50.343	130.6	<u>51.856</u>	91.1	57.122		<u>2:39.321</u>	154.5	21	52.467	126.9	53.752	81.9	58.025		2:44.244	152.8
5	51.424	128.3	52.555	84.6	Pit In		2:50.082	156.1	22	51.526	122.9	54.141	86.6	59.112		2:44.779	153.6
6	Pit Out	104.2	56.941	79.5	59.807		7:28.464		23	52.543	123.7	54.013	82.3	Pit In		2:59.212	151.5
7	52.139	125.0	53.455	81.1	58.622		2:44.216	149.4	24	Pit Out	124.4	52.868	84.8	57.215		5:01.435	
8	51.598	122.9	53.194	84.6	58.370		2:43.162	150.0	25	50.162	135.2	52.932	86.5	57.080		2:40.174	152.8
9	54.946	131.5	52.650	89.0	58.986		2:46.582	152.8	26	50.324	129.2	52.798	82.6	57.941		2:41.063	152.3
10	51.141	131.9	52.515	96.1	58.683		2:42.339	153.4	27	55.758	124.6	53.252	81.3	Pit In		4:23.686	121.9
11	51.535	131.1	52.723	93.8	58.566		2:42.824	152.3	28	Pit Out	129.2	52.329	85.2	56.817		17:45.547	
12	51.529	130.1	52.352	<u>98.7</u>	58.927		2:42.808	152.5	29	<u>50.127</u>	134.2	52.383	87.3	<u>56.816</u>		2:39.326	153.2
13	51.273	129.7	52.687	86.2	58.246		2:42.206	153.4	30	50.417	129.5	52.772	83.0	56.908		2:40.097	151.5
14	51.162	132.0	52.797	95.2	Pit In		2:48.811	154.3	31	50.206	126.0	52.810	83.1	56.972		2:39.988	151.0
15	Pit Out	105.1	56.082	85.8	1:01.368		5:12.976		32	50.713	128.4	52.366	87.0	56.962		2:40.041	151.0
16	54.531	114.4	55.553	88.0	59.305		2:49.389	146.1	33	50.614	128.1	52.488	87.4	Pit In		2:47.408	151.3
17	53.277	117.6	54.731	89.0	58.613		2:46.621	153.2	34								

248 Martins-Figueiredo-Alves								Citroen C1									
lap	Sect-1	Speed	Sect-2	Speed	Sect-3	Speed	lap time	Top Speed	lap	Sect-1	Speed	Sect-2	Speed	Sect-3	Speed	lap time	Top Speed
1	Pit Out	116.0	54.875	82.4	58.582		2:50.784		19	52.188	130.1	53.849	79.1	58.288		2:44.325	149.8
2	51.701	130.3	53.578	92.4	58.096		2:43.375	149.0	20	51.874	128.6	53.646	82.6	58.408		2:43.928	150.4
3	50.945	133.2	52.837	87.7	57.948		2:41.730	151.9	21	51.273	128.1	53.044	82.3	57.422		2:41.739	151.3
4	50.741	130.8	52.628	<u>96.9</u>	58.018		2:41.387	152.1	22	50.864	133.7	52.723	81.0	57.594		2:41.181	153.8
5	50.898	122.4	53.385	85.3	57.871		2:42.154	152.5	23	50.671	133.8	52.730	82.3	57.562		2:40.963	154.3
6	52.930	118.8	54.411	85.9	Pit In		2:54.596	153.4	24	51.306	134.0	52.883	80.3	57.541		2:41.730	155.2
7	Pit Out	100.5	57.487	87.0	1:01.599		8:32.880		25	50.861	133.2	52.507	86.5	Pit In		2:49.221	152.3
8	52.827	117.5	54.185	85.9	58.958		2:45.970	148.6	26	Pit Out	125.9	52.937	83.9	57.697		13:15.819	
9	52.091	124.0	54.492	88.8	58.721		2:45.304	151.0	27	50.733	121.1	53.109	86.7	<u>57.185</u>		2:41.027	153.4
10	51.820	119.2	53.552	91.7	58.196		2:43.568	150.8	28	50.843	132.7	52.280	89.3	57.546		2:40.669	<u>157.7</u>
11	51.781	117.5	54.178	89.5	57.974		2:43.933	152.8	29	51.023	128.7	52.551	89.0	57.917		2:41.491	151.9
12	51.546	126.5	54.193	94.2	58.289		2:44.028	151.5	30	50.620	132.0	52.285	93.0	57.663		2:40.568	152.1
13	51.468	127.2	53.643	95.0	58.553		2:43.664	152.3	31	52.293	122.7	53.279	79.8	58.549		2:44.121	153.2
14	51.553	126.3	53.093	95.1	58.406		2:43.052	151.9	32	<u>50.488</u>	132.8	<u>51.852</u>	96.6	57.483		<u>2:39.823</u>	153.6
15	51.262	128.3	53.803	90.0	58.243		2:43.308	151.0	33	52.904	107.8	1:02.186	83.8	Pit In		3:03.767	151.9
16	51.483	126.2	54.020	89.5	58.451		2:43.954	152.1	34	Pit Out	129.2	52.697	80.5	57.624		4:33.598	
17	51.402	126.5	53.398	91.4	Pit In		2:51.976	151.5	35	50.874	132.5	52.428	90.4	57.413		2:40.715	151.7
18	Pit Out	124.3	53.968	81.1	59.229		7:30.132		36								

266 Cidrais-de Sousa-Pinto-Brites-Macedo-Carvalho								Citroen C1									
lap	Sect-1	Speed	Sect-2	Speed	Sect-3	Speed	lap time	Top Speed	lap	Sect-1	Speed	Sect-2	Speed	Sect-3	Speed	lap time	Top Speed
1	51.300	124.1	53.172	83.6	57.633		2:42.105	150.6	16	50.522	131.7	<u>51.641</u>	95.1	57.896		2:40.059	150.6
2	51.295	130.3	52.926	98.0	58.117		2:42.338	151.5	17	50.361	131.4	52.140	88.4	56.977		2:39.478	152.1
3	50.951	130.6	52.734	92.6	58.378		2:42.063	152.1	18	1:00.742	100.3	55.851	78.7	57.082		2:53.675	137.2
4	51.796	129.2	52.735	96.8	Pit In		2:49.910	144.8	19	50.809	128.3	52.734	84.5	57.610		2:41.153	154.9
5	Pit Out	107.4	56.941	81.0	1:01.734		4:40.772		20	51.051	130.8	52.295	84.9	57.266		2:40.612	146.5
6	52.088	117.5	54.027	83.8	59.178		2:45.293	153.0	21	51.620	120.3	52.618	84.4	Pit In		2:47.592	148.8
7	51.265	116.5	53.740	85.0	59.849		2:44.854	153.8	22	Pit Out	125.6	52.698	<u>98.7</u>	57.538		4:36.940	
8	51.387	122.0	53.307	94.7	58.669		2:43.363	153.6	23	52.915	132.7	52.988	98.2	57.505		2:43.408	155.2
9	51.450	122.6	53.353	89.9	Pit In		2:51.158	152.3	24	50.007	132.0	52.294	93.9	Pit In		2:54.474	<u>156.1</u>

6 + 6 HORAS DO ALGARVE

6+6 Horas do Algarve

21 - 23 June 2019

Laps and Sector Times - Treino Cronometrado 1

Autodromo Internacional Algarve - 4652 mtr.

10	Pit Out	123.7	53.311	95.4	58.579	5:32.604		25	Pit Out	77.4	1:11.153	75.7	1:04.820	30:15.433	
11	54.133	124.9	54.732	84.1	58.726	2:47.591	149.8	26	49.902	128.0	52.159	83.9	56.817	2:38.878	154.7
12	50.600	130.0	52.389	92.5	57.592	2:40.581	153.2	27	50.244	128.4	52.315	82.3	56.968	2:39.527	151.3
13	53.345	120.9	52.672	90.1	Pit In	2:51.982	154.7	28	50.645	129.8	52.363	81.8	56.724	2:39.732	149.8
14	Pit Out	122.0	52.508	98.1	58.342	7:31.013		29	50.310	130.4	52.211	80.0	Pit In	2:47.339	152.1
15	51.105	127.1	51.979	94.0	56.818	2:39.902	149.4	30							

311 Moura-Monteiro-Baptista-Baptista									Citroen C1								
lap	Sect-1	Speed	Sect-2	Speed	Sect-3	Speed	lap time	Top Speed	lap	Sect-1	Speed	Sect-2	Speed	Sect-3	Speed	lap time	Top Speed
1	Pit Out	104.5	52.536	86.0	58.429		2:46.161		18	51.726	116.8	54.161	77.5	1:00.088		2:45.975	154.3
2	50.866	117.4	53.816	86.4	56.742		2:41.424	157.9	19	50.777	115.8	54.571	75.2	58.148		2:43.496	154.9
3	50.656	116.6	52.121	92.8	56.588		2:39.365	154.9	20	51.129	129.3	53.504	82.1	57.162		2:41.795	151.9
4	50.095	127.8	51.885	86.5	57.021		2:39.001	150.8	21	50.457	129.5	53.315	83.0	Pit In		2:51.164	155.6
5	50.023	126.2	51.678	85.7	56.173		2:37.874	149.6	22	Pit Out	124.1	53.592	81.5	58.101		6:10.883	
6	49.847	122.7	51.694	92.2	56.334		2:37.875	156.7	23	50.656	126.9	53.376	78.0	57.482		2:41.514	151.5
7	49.986	129.2	51.631	85.4	Pit In		2:45.337	151.3	24	50.686	123.3	53.137	79.5	57.345		2:41.168	152.1
8	Pit Out	121.6	56.636	72.0	57.738		4:44.813		25	50.289	125.6	53.028	81.3	56.865		2:40.182	151.9
9	50.924	122.0	53.258	75.3	57.575		2:41.757	154.1	26	51.964	131.2	52.805	81.8	Pit In		2:52.211	157.0
10	54.403	116.0	54.094	70.1	58.349		2:46.846	152.3	27	Pit Out	129.8	52.397	81.9	57.095		9:02.502	
11	51.148	124.4	53.946	71.5	57.614		2:42.708	151.0	28	50.007	131.4	52.653	79.7	56.556		2:39.216	152.1
12	50.907	122.7	54.022	68.1	57.712		2:42.641	151.0	29	50.064	129.7	51.959	86.7	56.841		2:38.864	154.9
13	51.029	127.5	54.123	75.0	57.112		2:42.264	153.8	30	49.857	133.3	52.846	85.3	57.022		2:39.725	163.1
14	50.657	126.9	53.612	73.7	Pit In		2:58.651	155.8	31	50.132	130.3	52.647	79.6	56.526		2:39.305	152.1
15	Pit Out	121.5	54.832	74.8	58.456		5:44.238		32	49.471	133.2	52.469	86.5	56.714		2:38.654	156.7
16	52.306	113.1	55.027	80.4	59.178		2:46.511	153.8	33	50.150	131.9	52.982	82.0	Pit In		2:59.058	151.7
17	51.739	110.3	54.370	82.7	57.956		2:44.065	150.2	34								

321 Gameiro-Passanha-Molarinho-Horta-Passanha									Citroen C1								
lap	Sect-1	Speed	Sect-2	Speed	Sect-3	Speed	lap time	Top Speed	lap	Sect-1	Speed	Sect-2	Speed	Sect-3	Speed	lap time	Top Speed
1	52.544	123.7	53.044	98.4	57.904		2:43.492	146.1	20	50.927	128.6	52.395	98.4	Pit In		2:46.873	150.4
2	50.905	128.4	53.029	99.8	57.924		2:41.858	152.1	21	Pit Out	126.5	53.462	92.4	58.928		5:05.589	
3	50.626	127.4	53.201	97.3	57.893		2:41.720	153.2	22	51.341	127.2	53.112	106.4	58.722		2:43.175	150.2
4	51.170	128.3	52.478	102.1	Pit In		2:48.202	152.1	23	51.228	129.0	52.889	99.0	58.426		2:42.543	150.8
5	Pit Out	117.0	53.426	91.4	58.431		6:10.504		24	51.478	128.6	53.155	93.2	58.728		2:43.361	149.8
6	51.493	120.7	53.291	95.9	58.241		2:43.025	150.2	25	51.904	128.7	52.953	94.2	58.231		2:43.088	150.4
7	51.405	123.3	52.992	93.3	57.958		2:42.355	151.3	26	51.191	124.4	53.519	92.3	Pit In		2:52.184	152.8
8	51.286	127.8	52.731	95.7	57.615		2:41.632	151.7	27	Pit Out	121.2	53.109	89.6	58.454		4:33.886	
9	50.975	117.4	54.302	91.2	Pit In		2:53.075	153.8	28	51.482	114.8	1:06.447	58.9	1:06.521		3:04.450	149.6
10	Pit Out	124.9	53.594	90.8	58.236		5:56.446		29	52.159	123.1	52.791	92.2	58.245		2:43.195	150.0
11	51.700	117.4	53.912	92.5	58.262		2:43.874	150.6	30	51.851	126.0	52.647	94.7	57.580		2:42.078	153.2
12	51.498	116.0	53.976	87.7	58.358		2:43.832	152.3	31	50.747	128.4	52.711	96.9	57.849		2:41.307	154.7
13	51.345	121.2	52.951	89.8	57.969		2:42.265	150.4	32	51.544	127.1	52.558	98.1	Pit In		2:53.291	149.2
14	51.088	122.9	52.613	103.2	57.866		2:41.567	151.0	33	Pit Out	126.8	53.286	93.5	57.873		5:27.505	
15	51.330	125.4	52.603	95.2	Pit In		2:47.935	151.5	34	51.240	128.7	53.392	106.3	58.183		2:42.815	151.9
16	Pit Out	127.7	53.064	91.1	58.393		4:40.813		35	51.364	126.6	52.796	101.0	58.297		2:42.457	149.6
17	51.645	124.4	52.788	89.6	58.109		2:42.542	152.3	36	51.242	128.6	52.815	98.5	57.949		2:42.006	149.6
18	51.224	124.9	53.030	96.7	58.028		2:42.282	151.0	37	51.526	128.0	52.913	96.3	58.085		2:42.524	149.6
19	52.001	127.2	52.722	97.9	58.112		2:42.835	151.7	38	50.742	127.4	52.526	103.8	58.158		2:41.426	150.2

330 Antunes-Lutas-Silva-Gaivão									Citroen C1								
lap	Sect-1	Speed	Sect-2	Speed	Sect-3	Speed	lap time	Top Speed	lap	Sect-1	Speed	Sect-2	Speed	Sect-3	Speed	lap time	Top Speed
1	51.795	126.6	52.737	93.5	57.935		2:42.467	145.9	19	51.354	128.0	53.086	96.2	58.061		2:42.501	148.4
2	51.171	130.3	52.842	95.2	58.539		2:42.552	149.8	20	51.420	126.3	56.368	86.5	Pit In		2:53.523	149.4
3	51.600	127.7	53.341	97.9	57.858		2:42.799	143.2	21	Pit Out		104.7	58.273		4:36.120		
4	50.993	129.5	52.398	100.0	Pit In		2:49.569	153.4	22	51.260	Pit In	53.624	84.4	57.511		2:42.395	151.3
5	Pit Out	121.8	55.751	85.4	1:02.254		4:46.472		23	50.901		53.792		57.723		2:42.416	151.9
6	51.340	134.3	53.164	102.0	58.285		2:42.789	150.4	24	51.089	130.3	52.663	85.3	57.733		2:41.485	149.6
7	51.949	126.9					2:44.136	152.3	25	51.331	132.7	53.581	83.3	Pit In		4:48.089	149.4
8	51.424	129.0	52.947	100.8	58.741		2:43.112	148.1	26	Pit Out	127.7	52.971	95.7	58.659		9:08.171	
9	51.602	129.8	54.897	93.8	Pit In		2:55.259	148.1	27	52.400	127.8	53.166	104.8	58.301		2:43.867	147.3

6 + 6 HORAS DO ALGARVE

6+6 Horas do Algarve

21 - 23 June 2019

Laps and Sector Times - Treino Cronometrado 1

Autodromo Internacional Algarve - 4652 mtr.

10	Pit Out	53.963	81.9	58.723	6:09.699	28	51.323	131.7	53.471	82.9	57.610	2:42.404	149.8		
11	51.742	128.9	54.546	82.9	58.201	2:44.489	<u>154.3</u>	29	<u>50.715</u>	131.2	52.774	91.1	57.689	<u>2:41.178</u>	153.6
12	51.267	128.6	53.764	80.8	58.211	2:43.242	152.3	30		Pit In	94.9	Pit In	<u>2:54.040</u>	151.9	
13	51.270	128.3	53.598	83.3	58.022	2:42.890	150.0	31	Pit Out	127.7	53.463	82.6	58.180	<u>5:36.583</u>	
14	51.350	127.8	53.935	77.4	Pit In	2:49.903	150.0	32	52.297		53.553	81.6	57.833	2:43.683	150.0
15	Pit Out	54.890	82.6	58.775	6:24.907	33	51.468		53.582	84.4	57.602	2:42.652	153.4		
16	52.000	122.7	53.349	90.8	58.255	2:43.604	149.2	34	50.888	130.1	53.257	83.1	<u>57.391</u>	2:41.536	151.9
17	51.330		53.291	96.3	58.223	2:42.844	150.4	35	51.058	126.3	53.175	85.8	57.564	2:41.797	150.2
18	50.988		53.535	90.4	58.582	2:43.105	151.5	36	56.367	121.6	53.410	85.0	57.840	2:47.617	153.8

333 Martins-Resina Carvalho-Castro Duarte								Citroen C1									
lap	Sect-1	Speed	Sect-2	Speed	Sect-3	Speed	lap time	Top Speed	lap	Sect-1	Speed	Sect-2	Speed	Sect-3	Speed	lap time	Top Speed
1	Pit Out		1:02.474	71.7	Pit In		3:13.465		14	51.360	130.6	55.065	94.8	58.606		2:45.031	149.0
2	Pit Out		56.752	79.6	1:00.364		4:01.172		15	51.888		54.313	88.4	59.244		2:45.445	153.6
3	53.472		54.875	84.2	59.675		2:48.022	149.6	16	52.427		53.785	97.8	Pit In		<u>2:56.147</u>	149.0
4	52.236		54.187	86.7	58.904		2:45.327	151.7	17	Pit Out		55.395	94.7	59.284		<u>7:22.582</u>	
5	54.916		55.074	85.7	58.845		2:48.835	151.9	18	51.771	127.4	<u>53.769</u>	97.8	59.042		2:44.582	149.8
6	52.404		54.392	92.1	59.023		2:45.819	<u>154.3</u>	19	51.604	129.2	54.060	95.6	58.619		<u>2:44.283</u>	149.8
7	53.301		54.342	90.2	<u>58.503</u>		2:46.146	148.1	20	52.667	124.3	54.695	90.3	58.925		2:46.287	149.4
8	51.847		54.405	93.3	58.878		2:45.130	152.1	21	52.868	128.7	54.162	90.1	59.097		2:46.127	140.4
9	53.805		54.027	90.5	Pit In		2:54.811	152.3	22	52.745		56.021	90.1	58.986		2:47.752	149.0
10	Pit Out		55.261	90.2	59.549		9:03.884		23	52.771	128.3	54.984	85.1	59.231		2:46.986	145.2
11	52.064	127.2	54.093	87.4	59.273		2:45.430	148.8	24	<u>51.213</u>	129.2	54.293	93.7	59.297		2:44.803	152.3
12	52.664		54.121	89.9	58.554		2:45.339	149.2	25	51.845	130.6	53.929	97.0	58.727		2:44.501	151.0
13	51.707	132.5	54.169	89.6	58.821		2:44.697	149.4	26	52.068		54.250	<u>98.6</u>	Pit In		<u>2:56.427</u>	149.0

444 Madrugã-França-Paiva-Moleiro-Beirão da Veiga								Citroen C1									
lap	Sect-1	Speed	Sect-2	Speed	Sect-3	Speed	lap time	Top Speed	lap	Sect-1	Speed	Sect-2	Speed	Sect-3	Speed	lap time	Top Speed
1	Pit Out		58.296	91.0	Pit In		3:00.148		21	52.646		53.728	99.5	1:00.794		2:47.168	148.6
2	Pit Out	120.4	54.290	91.1	58.693		3:20.443		22	52.019		53.827	91.8	59.878		2:45.724	147.7
3	51.697		53.202	93.1	58.557		2:43.456	151.0	23	54.171	105.4	55.821	95.9	59.370		2:49.362	149.6
4	51.504	129.0	52.589	97.7	58.431		2:42.524	151.5	24	51.913		54.314	77.3	Pit In		<u>2:54.734</u>	152.1
5	51.545		52.744	103.3	58.747		2:43.036	152.5	25	Pit Out		54.474	89.6	59.686		<u>4:29.568</u>	
6	<u>50.753</u>	128.7	52.686	95.8	58.583		2:42.022	154.3	26	56.064		55.000	89.6	1:04.157		2:55.221	153.6
7	51.001		53.320	100.6	<u>58.069</u>		2:42.390	152.3	27	51.937		53.044	93.1	59.198		2:44.179	150.4
8	59.146		59.799	83.1	Pit In		3:09.535	128.4	28	51.793		53.685	88.2	59.846		2:45.324	151.3
9	Pit Out		56.644	78.6	1:00.717		<u>5:13.837</u>		29	52.615		53.383	86.9	59.229		2:45.227	150.6
10	52.871		55.501	86.3	1:00.365		2:48.737	151.7	30	52.619		53.350	88.4	59.366		2:45.335	150.6
11	52.366		54.805	91.2	59.490		2:46.661	150.8	31	53.040		53.576	80.4	Pit In		<u>2:57.525</u>	148.6
12	52.507		55.399	82.0	1:01.134		2:49.040	151.5	32	Pit Out		53.518	97.3	58.144		<u>5:48.702</u>	
13	52.742		56.134	80.8	1:03.217		2:52.093	<u>154.7</u>	33	51.268		52.644	101.3	58.080		2:41.992	150.8
14	52.744		54.651	88.0	58.776		2:46.171	153.8	34	51.637		52.614	102.7	58.446		2:42.697	150.2
15	52.438		54.396	79.9	59.519		2:46.353	152.8	35	52.299	124.6	53.141	<u>107.9</u>	58.421		2:43.861	150.2
16	52.517		55.023	79.6	59.576		2:47.116	152.1	36	51.318		<u>52.460</u>	104.7	58.093		<u>2:41.871</u>	151.3
17	58.191	72.2	1:09.319	73.1	Pit In		3:38.556	146.5	37	51.106		52.559	107.5	58.245		2:41.910	152.8
18	Pit Out		55.115	96.4	1:00.717		5:44.900		38	51.115	128.9	52.590	104.4	58.299		2:42.004	151.7
19	53.407		54.654	99.4	59.456		2:47.517	149.8	39	51.678		52.834	99.4	58.276		2:42.788	150.8
20	52.472		53.888	91.8	59.550		2:45.910	150.4	40								

777 Pires-Pires-Monteiro da Costa-Cardoso-Rodrigues								Citroen C1									
lap	Sect-1	Speed	Sect-2	Speed	Sect-3	Speed	lap time	Top Speed	lap	Sect-1	Speed	Sect-2	Speed	Sect-3	Speed	lap time	Top Speed
1	Pit Out	119.2	53.408	87.4	58.016		2:41.824		14	50.512	128.1	<u>52.259</u>	<u>95.5</u>	58.383		2:41.154	153.2
2	50.664	128.3	52.389	89.3	57.683		2:40.736	151.9	15	56.331	61.2	1:21.626	71.8	1:16.683		3:34.640	151.5
3	50.798		1:04.218	66.9	1:00.164		2:55.180	153.4	16	57.961	70.3	1:12.692	63.8	1:05.645		3:16.298	152.3
4	50.624	128.7	52.527	88.5	57.666		2:40.817	152.3	17	50.441	128.1	52.514	87.9	<u>57.296</u>		<u>2:40.251</u>	151.0
5	51.187	117.4	53.925	81.6	Pit In		2:53.052	153.0	18	50.654	129.3	52.624	87.0	Pit In		<u>2:51.480</u>	152.8
6	Pit Out	119.7	53.261	78.5	58.225		6:46.118		19	Pit Out	117.8	54.282	78.8	58.095		<u>8:05.864</u>	
7	54.125	101.5	54.851	81.8	58.092		2:47.068	150.4	20	50.553	119.1	53.856	76.6	58.040		2:42.449	152.5
8	51.382	125.0	52.758	82.7	57.926		2:42.066	151.3	21	51.239	126.0	53.006	82.3	57.542		2:41.787	150.2
9	<u>50.427</u>	125.7	52.804	88.5	57.790		2:41.021	152.3	22	50.451	120.1	53.840	77.6	58.543		2:42.834	153.0

6 + 6 HORAS DO ALGARVE

6+6 Horas do Algarve

21 - 23 June 2019

Laps and Sector Times - Treino Cronometrado 1

Autodromo Internacional Algarve - 4652 mtr.

10	50.498	127.8	52.441	85.6	57.539	2:40.478	151.7	23	51.433	122.6	53.123	86.7	57.582	2:42.138	<u>155.4</u>
11	52.127	111.7	54.655	83.9	Pit In	2:52.944	153.0	24	50.902	124.3	52.414	88.0	57.859	2:41.175	152.1
12	Pit Out	98.6	1:01.321	86.5	58.559	15:19.020		25	51.315	128.0	56.276	59.9	Pit In	6:48.696	152.8
13	51.426	127.8	1:10.374	66.7	1:02.071	3:03.871	151.3	26							

808 Marques-Simões-Fernandes-Zeferino-Frazae								Citroen C1									
lap	Sect-1	Speed	Sect-2	Speed	Sect-3	Speed	lap time	Top Speed	lap	Sect-1	Speed	Sect-2	Speed	Sect-3	Speed	lap time	Top Speed
1	Pit Out	129.8	53.169	96.0	57.692		2:43.751		20	52.078		56.623	75.4	Pit In		2:59.805	148.8
2	51.424		1:05.581	93.3	58.071		2:55.076	149.6	21	Pit Out		55.432	87.2	59.086		5:45.126	
3	52.033		<u>52.516</u>	93.2	58.046		2:42.595	149.6	22	52.429	126.6	54.690	79.5	58.566		2:45.685	147.5
4	51.240		52.677	90.2	57.835		2:41.752	150.4	23	51.903		53.631	89.0	58.151		2:43.685	149.4
5	50.862		1:00.115	94.7	Pit In		2:58.762	151.5	24	52.168	132.0	53.520	89.5	58.663		2:44.351	149.4
6	Pit Out		54.384	86.3	1:00.731		5:32.989		25	52.272	132.8	54.181	89.3	58.683		2:45.136	149.2
7	52.792		52.965	96.3	59.296		2:45.053	147.9	26	52.280		55.247	85.9	59.102		2:46.629	152.1
8	52.476		53.252	97.0	59.144		2:44.872	149.8	27	52.244		54.084	94.6	58.672		2:45.000	148.4
9	52.842		52.781	<u>101.6</u>	59.185		2:44.808	149.6	28	56.860		1:07.090	57.7	Pit In		3:22.852	150.0
10	52.970		53.863	80.2	Pit In		2:54.657	149.2	29	Pit Out		53.061	94.7	57.659		5:17.960	
11	Pit Out		54.209	83.0	59.943		5:43.475		30	50.990		52.928	93.7	58.046		2:41.964	149.2
12	51.224	128.9	53.116	91.9	58.445		2:42.785	149.8	31	52.132	130.0	1:02.233	74.6	1:03.267		2:57.632	151.0
13	51.781	121.5	53.304	92.5	58.413		2:43.498	150.0	32	51.070		52.546	98.0	58.214		2:41.830	149.0
14	53.029		54.129	94.6	59.067		2:46.225	150.2	33	51.149	131.2	52.593	96.9	58.169		2:41.911	149.6
15	52.024	126.5	53.424	95.3	Pit In		2:51.993	149.6	34	51.461	131.4	52.774	91.8	58.043		2:42.278	150.4
16	Pit Out		54.911	81.5	59.261		5:53.707		35	51.140		52.687	92.9	57.666		2:41.493	150.4
17	51.620		54.103	85.2	58.786		2:44.509	147.5	36	<u>50.769</u>	129.5	52.797	85.8	57.892		<u>2:41.458</u>	<u>152.3</u>
18	51.909	133.0	53.648	88.5	58.522		2:44.079	148.4	37	51.576	130.4	53.221	92.0	57.700		2:42.497	147.9
19	51.611		54.896	73.5	59.509		2:46.016	150.6	38	51.302		52.751	92.6	57.579		2:41.632	149.6

811 Sardo-Rodrigues-Sousa-Maia-Martins								Citroen C1									
lap	Sect-1	Speed	Sect-2	Speed	Sect-3	Speed	lap time	Top Speed	lap	Sect-1	Speed	Sect-2	Speed	Sect-3	Speed	lap time	Top Speed
1	Pit Out		56.541		59.766		2:51.177		14	52.414		54.650		59.301		2:46.365	
2	7:14.366		55.777		59.417		9:09.560		15	52.621		55.605		58.858		2:47.084	
3	52.952		54.797		59.330		2:47.079		16	52.737		53.927		58.573		2:45.237	
4	54.299		54.579		59.360		2:48.238		17	<u>51.680</u>		54.253		58.738		2:44.671	
5	53.736		54.771		1:00.693		2:49.200		18	6:17.611		54.664		58.880		8:11.155	
6	53.449		55.462		59.578		2:48.489		19	53.692		56.631		58.701		2:49.024	
7	7:08.527		55.015		59.033		9:02.575		20	52.252		53.881		59.169		2:45.302	
8	9:45.562		54.405		58.606		11:38.573		21	17:47.193		54.584		1:01.194		19:42.971	
9	51.810		53.182		<u>57.915</u>		<u>2:42.907</u>		22	53.045		55.253		59.572		2:47.870	
10	52.081		52.878		58.286		2:43.245		23	52.461		53.720		58.907		2:45.088	
11	52.982		<u>52.735</u>		58.720		2:44.437		24	52.103		53.374		58.624		2:44.101	
12	51.929		53.401		58.109		2:43.439		25	52.106		54.097		58.839		2:45.042	
13	5:40.940		56.637		1:00.293		7:37.870		26	51.991		53.799		59.427		2:45.217	

888 Goncalves-Goncalves-Candeias-lopess-Oliveira								Citroen C1									
lap	Sect-1	Speed	Sect-2	Speed	Sect-3	Speed	lap time	Top Speed	lap	Sect-1	Speed	Sect-2	Speed	Sect-3	Speed	lap time	Top Speed
1	Pit Out	116.9	55.567	91.8	1:00.002		2:47.789		17	Pit Out	107.8	55.390	82.6	59.055		5:58.437	
2	52.251	123.1	54.437	95.2	59.344		2:46.032	150.2	18	52.916	125.4	53.439	92.1	<u>58.140</u>		2:44.495	150.8
3	52.215	124.9	54.886	95.2	59.556		2:46.657	150.6	19	53.895	128.3	53.871	98.2	58.160		2:45.926	153.6
4	52.384	124.6	54.995	84.2	59.062		2:46.441	151.5	20	51.894	125.1	53.259	102.0	58.213		<u>2:43.366</u>	151.3
5	52.338	126.6	54.125	82.9	Pit In		2:55.781	151.7	21	<u>51.488</u>	129.0	53.780	<u>102.2</u>	58.383		2:43.651	149.6
6	Pit Out	109.0	56.062	98.2	1:02.834		12:54.281		22	51.959	130.0	54.545	94.2	58.904		2:45.408	151.5
7	57.323	119.6	54.831	88.2	59.606		2:51.760	144.6	23	51.885	128.9	53.553	99.7	58.683		2:44.121	146.7
8	53.537	121.3	55.204	86.3	59.716		2:48.457	150.2	24	52.047	129.3	53.476	94.8	Pit In		2:52.347	150.2
9	53.791	116.9	56.545	89.3	59.542		2:49.878	149.8	25	Pit Out	116.1	57.491	77.8	1:01.192		5:55.868	
10	53.511	123.3	54.918	93.2	Pit In		2:56.434	150.6	26	53.427	129.0	55.192	90.2	1:00.576		2:49.195	152.5
11	Pit Out	109.3	55.062	94.9	59.709		6:18.622		27	53.774	127.4	55.027	89.6	1:00.334		2:49.135	149.2
12	53.830	119.2	1:03.966	87.7	1:00.556		2:58.352	147.9	28	52.580	128.1	54.302	91.0	1:00.218		2:47.100	149.8
13	53.427	120.1	56.054	83.6	58.591		2:48.072	148.8	29	56.283	112.3	56.084	81.8	Pit In		3:12.091	130.3
14	53.893	129.8	<u>53.193</u>	101.6	59.139		2:46.225	<u>154.3</u>	30	Pit Out	120.9	55.533	82.8	58.975		7:08.420	
15	53.147	128.0	54.887	99.2	58.772		2:46.806	151.0	31	51.973	126.2	53.551	81.7	58.159		2:43.683	153.0

6 + 6 HORAS DO ALGARVE

6+6 Horas do Algarve

21 - 23 June 2019

Laps and Sector Times - Treino Cronometrado 1

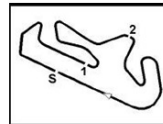
Autodromo Internacional Algarve - 4652 mtr.

16	53.228	124.0	54.672	91.2	Pit In	2:57.694	149.0	32	51.855	129.0	53.957	86.0	58.298	2:44.110	148.8
----	--------	-------	--------	------	--------	----------	-------	----	--------	-------	--------	------	--------	----------	-------

911 Antunes-Costa-Teixeira-Nunes-Carvalho								Citroen C1									
lap	Sect-1	Speed	Sect-2	Speed	Sect-3	Speed	lap time	Top Speed	lap	Sect-1	Speed	Sect-2	Speed	Sect-3	Speed	lap time	Top Speed
1	Pit Out	118.0	53.352	88.8	58.219		2:42.612		20	50.490	132.2	52.768	82.2	57.745		2:41.003	153.8
2	50.645	124.9	52.935	<u>99.5</u>	58.290		2:41.870	156.1	21	50.769	135.7	52.795	82.1	57.750		2:41.314	154.7
3	50.285	123.9	53.645	88.7	57.543		2:41.473	<u>159.3</u>	22	52.434	122.2	56.052	75.6	Pit In		2:55.604	153.6
4	50.314	129.2	52.455	91.0	57.260		2:40.029	154.1	23	Pit Out	109.0	53.821	88.4	58.463		8:01.108	
5	50.361	132.2	52.592	82.3	57.500		2:40.453	155.2	24	51.398		52.839	92.0	58.242		2:42.479	151.3
6	51.045	130.6	52.612	88.5	57.729		2:41.386	152.3	25	51.419	131.4	52.686	99.4	58.338		2:42.443	151.5
7	51.175	129.3	52.970	82.6	Pit In		2:48.274	153.2	26	51.310		52.915	91.5	57.999		2:42.224	152.1
8	Pit Out	129.0	53.004	91.8	58.236		6:12.819		27	51.270	127.5	53.245	85.0	57.668		2:42.183	153.0
9	51.728	132.0	52.583	97.2	58.450		2:42.761	152.8	28	51.216	102.2	54.676	92.9	58.260		2:44.152	152.3
10	51.158	131.2	52.984	93.0	57.924		2:42.066	153.0	29	52.083		52.777	93.2	Pit In		2:50.052	141.5
11	51.472	130.8	52.260	96.9	57.736		2:41.468	155.4	30	Pit Out	123.3	54.513	96.3	59.928		5:21.470	
12	52.490		52.710	92.1	57.995		2:43.195	157.7	31	51.639	124.0	53.215	93.7	59.280		2:44.134	153.6
13	51.413	129.5	52.358	98.2	58.081		2:41.852	151.9	32	51.146	129.2	54.314	89.9	1:00.482		2:45.942	158.4
14	51.063	133.0	52.105	96.3	Pit In		3:13.712	153.4	33	54.267	118.8	57.568	89.6	Pit In		3:01.809	149.6
15	Pit Out		53.194	89.5	1:00.634		5:52.348		34	Pit Out		53.208	86.7	57.120		6:42.014	
16	50.571		53.071	86.4	57.905		2:41.547	152.1	35	50.308	133.8	<u>52.083</u>	90.7	57.053		2:39.444	152.8
17	50.745	131.2	52.684	81.8	58.239		2:41.668	153.4	36	50.084	133.8	52.178	92.0	<u>56.859</u>		<u>2:39.121</u>	153.2
18	50.987	132.8	52.523	90.5	57.811		2:41.321	154.7	37	<u>49.984</u>	131.1	52.195	92.5	57.229		2:39.408	156.1
19	50.782	137.1	52.894	85.9	57.745		2:41.421	154.1	38								

917 Marques-Reis-Dal Maso-Farinha-Nobre-Cruz								Citroen C1									
lap	Sect-1	Speed	Sect-2	Speed	Sect-3	Speed	lap time	Top Speed	lap	Sect-1	Speed	Sect-2	Speed	Sect-3	Speed	lap time	Top Speed
1	Pit Out		57.432	67.8	1:02.562		2:54.087		21	Pit Out		54.528	83.6	1:00.172		4:40.120	
2	53.803		55.712	88.9	59.867		2:49.382	144.2	22	52.422		54.360	88.1	1:00.304		2:47.086	147.3
3	54.575		55.589	85.2	59.866		2:50.030	<u>154.1</u>	23	52.127		54.732	79.2	59.749		2:46.608	148.6
4	52.373		55.406	100.1	1:01.004		2:48.783	152.1	24	52.151		54.939	83.1	59.600		2:46.690	148.1
5	53.085		54.681	86.7	Pit In		2:53.824	147.5	25	52.139		<u>53.614</u>	96.7	1:00.234		2:45.987	148.8
6	Pit Out		57.649	81.1	59.545		4:26.029		26	52.546		54.390	85.8	Pit In		5:24.525	148.1
7	53.063		54.277	95.2	1:00.329		2:47.669	145.9	27	Pit Out		1:00.150	83.5	1:00.541		5:28.212	
8	52.669		53.904	83.5	58.857		<u>2:45.430</u>	149.2	28	54.787	108.2	58.976	87.9	1:00.396		2:54.159	146.5
9	52.668		54.218	89.0	<u>58.754</u>		2:45.640	147.5	29	53.284		56.463	92.2	1:00.598		2:50.345	147.1
10	54.443		56.592	85.6	Pit In		3:01.686	149.0	30	53.058		56.299	96.5	1:00.649		2:50.006	147.1
11	Pit Out		55.966	75.7	1:01.743		5:28.295		31	53.007		54.953	87.9	59.791		2:47.751	147.5
12	52.968		55.669	82.3	59.637		2:48.274	150.8	32	53.147		1:03.044	86.6	1:01.828		2:58.019	146.5
13	52.069		54.538	77.7	59.828		2:46.435	149.8	33	52.720		55.848	92.4	59.442		2:48.010	150.2
14	52.649		54.240	79.9	1:00.099		2:46.988	148.8	34	52.609		54.187	<u>101.4</u>	59.205		2:46.001	150.8
15	53.853		54.381	80.6	Pit In		2:55.694	147.7	35	52.778		54.419	100.7	1:00.857		2:48.054	149.2
16	Pit Out		56.545	73.0	1:02.728		5:32.036		36	53.665		54.530	93.6	59.136		2:47.331	146.3
17	54.315		55.229	70.0	1:00.993		2:50.537	147.9	37	52.418	106.7	54.545	90.0	58.899		2:45.862	147.5
18	54.006		55.117	78.2	1:00.982		2:50.105	142.3	38	53.470		54.014	96.4	59.477		2:46.961	148.6
19	53.004		56.784	72.6	1:00.190		2:49.978	148.8	39	<u>52.024</u>		54.807	96.9	59.212		2:46.043	150.8
20	55.261		54.542	80.5	Pit In		2:54.623	146.9	40								

997 Manahu-Castro-Manahu-Freitas								Citroen C1									
lap	Sect-1	Speed	Sect-2	Speed	Sect-3	Speed	lap time	Top Speed	lap	Sect-1	Speed	Sect-2	Speed	Sect-3	Speed	lap time	Top Speed
1	Pit Out	121.8	54.479	82.0	Pit In		2:50.046		14	51.790	127.5	53.321	87.2	Pit In		2:50.573	154.1
2	Pit Out	107.4	54.278	87.7	1:00.961		3:52.694		15	Pit Out	112.5	53.795	88.7	58.380		5:15.545	
3	51.140	129.5	53.520	80.2	58.192		2:42.852	154.1	16	53.390	130.1	52.793	84.6	57.556		2:43.739	152.8
4	51.424	129.2	53.381	92.1	58.447		2:43.252	152.3	17	50.604	128.6	52.763	77.4	57.866		2:41.233	<u>156.1</u>
5	51.177	131.2	53.126	87.2	57.851		2:42.154	153.0	18	<u>50.552</u>	131.1	53.474	85.1	57.520		2:41.546	155.4
6	52.139	128.3	53.130	102.6	58.749		2:44.018	154.1	19	50.641	128.1	52.572	87.7	<u>57.224</u>		<u>2:40.437</u>	155.6
7	51.109	130.3	<u>52.553</u>	<u>108.4</u>	58.775		2:42.437	153.8	20	51.278	121.8	52.962	89.7	Pit In		2:52.473	155.4
8	52.056	128.9	54.211	101.6	58.358		2:44.625	153.8	21	Pit Out	123.1	54.690	82.4	59.657		4:44.264	
9	54.955	132.2	52.975	96.1	Pit In		2:51.686	151.7	22	51.930	122.6	54.069	80.8	58.850		2:44.849	153.4
10	Pit Out	111.1	56.054	81.1	1:01.973		5:26.192		23	52.022	127.4	53.898	81.4	58.778		2:44.698	152.8
11	52.044	121.3	55.801	71.5	58.833		2:46.678	153.0	24	51.985	126.6	54.145	78.9	58.437		2:44.567	152.5



6 + 6 HORAS DO ALGARVE

6+6 Horas do Algarve

21 - 23 June 2019

Laps and Sector Times - Treino Cronometrado 1

Autodromo Internacional Algarve - 4652 mtr.

12	51.612	125.3	54.034	86.5	58.177	2:43.823	153.4	25	51.840	130.3	53.672	82.0	58.968	2:44.480	153.6
13	51.398	128.7	54.004	86.5	57.799	2:43.201	153.4	26							

999 Nunes-Loureiro-Teixeira-Soares								Citroen C1									
lap	Sect-1	Speed	Sect-2	Speed	Sect-3	Speed	lap time	Top Speed	lap	Sect-1	Speed	Sect-2	Speed	Sect-3	Speed	lap time	Top Speed
1	Pit Out	97.2	59.004	85.0	1:00.175		2:50.443		7	52.494	130.6	54.233	100.9	59.022		2:45.749	151.0
2	52.716	118.6	55.129	94.0	59.410		2:47.255	155.6	8	51.749	130.9	53.190	100.5	58.776		2:43.715	150.2
3	51.478	125.1	53.827	88.8	58.710		2:44.015	153.6	9	51.843	130.8	52.976	100.2	58.440		2:43.259	149.8
4	51.637	128.4	54.452	97.8	58.680		2:44.769	156.3	10	52.056	130.6	53.040	98.6	58.131		2:43.227	150.4
5	52.302	130.1	54.164	95.7	59.423		2:45.889	149.2	11	51.435	131.4	53.519	98.5	58.023		2:42.977	150.2
6	51.757	132.5	53.079	96.6	59.022		2:43.858	154.7	12	51.301	130.9	52.636	99.4	Pit In		2:50.790	149.8