

## Superprix Zolder 2018

Result of Supercar Challenge - Race 1  
Provisional Result Race 1

29 June - 1 July 2018  
Zolder - 4000 mtr.

### GT Division Min. 3.4 Kg per HP

Pos	Nbr	Name	Car	Gap	Diff	Best Lapttime Km/h	In	Race Time Km/h
1	111	Sluys-Schouten Ward Sluys-Bas Schouten	BMW M4 Silhouette	-- 34 laps --		1:36.328 149.49	6	1:00:19.307 135.27
2	182	Wauters-Wauters Koen Wauters-Kris Wauters	Porsche 991 GT3 Cup	16.954	16.954	1:37.748 147.32	8	1:00:36.261 134.64
3	188	John de Wilde John de Wilde	Porsche 991 GT3 Cup	35.392	18.438	1:37.069 148.35	18	1:00:54.699 133.96
4	106	Bob Herber Bob Herber	Porsche 991 GT3 Cup	40.924	5.532	1:38.389 146.36	14	1:01:00.231 133.76
5	180	Cenk Ceyisakar Cenk Ceyisakar	Porsche 991 GT3 Cup	51.245	10.321	1:38.346 146.42	19	1:01:10.552 133.38
6	126	Jos Jansen Jos Jansen	Porsche 997 Cup	1:05.797	14.552	1:37.746 147.32	8	1:01:25.104 132.85
7	199	Verhagen-Meijer Michael Verhagen-Willem Meijer	BMW M4 Silhouette 3.2	-- 33 laps --		1:37.806 147.23	7	1:00:48.668 130.23
8	108	Martin Lanting Martin Lanting	BMW M3 GTMR	3.227	3.227	1:41.132 142.39	13	1:00:51.895 130.12
9	116	Paul Sieljes Paul Sieljes	Porsche 997 GT3 Cup+	-- 32 laps --		1:40.511 143.27	7	1:01:09.199 125.58
10	186	Meulders-Renmans Willem Meulders-Rik Renmans	Porsche 991 GT3 Cup	-- 25 laps --		1:38.061 146.85	13	46:06.298 130.13
<b>Not Classified in Class GT Classification limit (75% of 34 Laps) = 25 Laps</b>								
DNC	107	Daan Meijer Daan Meijer	Porsche 991 GT3 Cup	-- 1 laps --		1:44.051 138.39	1	1:46.168 135.63

### Supersport Division Min. 4.1 Kg per HP

Pos	Nbr	Name	Car	Gap	Diff	Best Lapttime Km/h	In	Race Time Km/h
1	259	van de Maat-Schreurs Marcel van de Maat-Peter Schreurs	BMW E46 GTR	-- 33 laps --		1:41.158 142.35	12	1:00:54.406 130.03
2	201	de Borst-van Oord Dennis de Borst-Stan van Oord	Leon Cupra TCR	14.754	14.754	1:41.458 141.93	7	1:01:09.160 129.51
3	246	Ruud Olij Ruud Olij	BMW E92 M3	27.648	12.894	1:41.143 142.37	9	1:01:22.054 129.05
4	245	van den Berg-van den Berg Robert van den Berg-Benjamin van den Berg	BMW E90	28.797	1.149	1:40.985 142.60	10	1:01:23.203 129.01
5	208	Ted van Vliet Ted van Vliet	BMW E92 V8	38.441	9.644	1:42.021 141.15	12	1:01:32.847 128.68
6	202	René Steenmetz René Steenmetz	Leon Cupra TCR	59.275	20.834	1:42.382 140.65	10	1:01:53.681 127.95
7	263	van der Kooi-Speelman Jan van der Kooi-Pricilla Speelman	Lotus Exige	-- 32 laps --		1:43.960 138.51	7	1:01:04.124 125.75
8	203	Stephan Polderman Stephan Polderman	Leon Cupra TCR	15.893	15.893	1:42.757 140.14	8	1:01:20.017 125.21
9	266	Veels-van der Ende Max Veels-Jack van der Ende	Seat Sport Leon Cup Racer	2:58.762	2:42.869	1:42.908 139.93	8	1:04:02.886 119.90



Fastest time : 1:36.328 in lap 6 by nbr. 111 : JR Motorsport (BMW M4 Silhouette)

Publication-time

Results: [www.getraceresults.com](http://www.getraceresults.com)

Timekeeping by : RSTime by TimeService.nl

Time Printed 30-06-2018 - 16:24

Race Director  Bobbe Veldkamp	Steward  Gerard du Pré	Timekeeper  Floortje Snoek	
Page 1 of 2			

## Superprix Zolder 2018

### Result of Supercar Challenge - Race 1

29 June - 1 July 2018

#### Provisional Result Race 1

Zolder - 4000 mtr.

10	222	van Loon-van Loon	BMW E46 M3	-- 29 laps --	1:42.833	23	54:39.666
		Ronald van Loon-Luuk van Loon			140.03		127.33

Not Classified in Class SS1		Classification limit (75% of 33 Laps) = 24 Laps					
DNC	262	Roelant de Waard	Lotus Exige V6	-- 22 laps --	1:43.331	17	43:42.942
		Roelant de Waard			139.36		120.78

#### SuperSport 2 Division: Min. 4.8 Kg per HP

Pos	Nbr	Name	Car	Gap	Diff	Best Laptime Km/h	In	Race Time Km/h
1	355	de Vreede-de Leeuw	BMW E46 M3	-- 32 laps --		1:45.857	6	1:02:02.363
		Patrick de Vreede-Rogier de Leeuw				136.03		123.79

Not Classified in Class SS2		Classification limit (75% of 32 Laps) = 24 Laps						
DNC	381	Nicolas Delencre	Peugeot 308 CUP	-- 12 laps --		1:45.618	6	24:14.579
		Nicolas Delencre				136.34		118.79
DNC	373	Nick Sanderson	Seat Leon Supercopa MK11	-- 1 laps --		0.00		3:16.490
		Nick Sanderson						73.28

#### Sport Division Min. 5.6 Kg per HP

Pos	Nbr	Name	Car	Gap	Diff	Best Laptime Km/h	In	Race Time Km/h
1	402	Rob Nieman	Renault Clio 1.6 Turbo	-- 31 laps --		1:49.172	11	1:01:30.394
		Rob Nieman				131.90		120.96
2	404	Bart Drost	Renault Clio 1.6 Turbo	16.078	16.078	1:50.254	6	1:01:46.472
		Bart Drost				130.61		120.43
3	401	Voet-van den Broeck	Peugeot RCZ Cup	36.630	20.552	1:49.955	9	1:02:07.024
		Chris Voet-Bart van den Broeck				130.96		119.77
4	403	van der Voort-van der Sloot	Alfa 147	-- 30 laps --		1:49.300	27	1:00:56.026
		John van der Voort-Sandra van der Sloot				131.75		118.16
5	444	Pascal Ehlert	Renault Clio RS 3	11.864	11.864	1:52.784	11	1:01:07.890
		Pascal Ehlert				127.68		117.77

Car #126: 20 sec time penalty - overtaking under yellow



Fastest time : 1:36.328 in lap 6 by nbr. 111 : JR Motorsport (BMW M4 Silhouette)

Publication-time

Results: [www.getraceresults.com](http://www.getraceresults.com)

Timekeeping by : RSTime by TimeService.nl

Time Printed 30-06-2018 - 16:24

Race Director	Steward	Timekeeper	 Floortje Snoek	
Bobbe Veldkamp	Gerard du Pré			
Page 2 of 2				