



24H Cycling @ Zolder 2018

24H Cycling @ Zolder
Result of 24H

16 - 17 June 2018
Zolder - fietsen - 4000 mtr.

Started: 143 Not Started: 0 Classified: 143 Not Classified: 0


Pos	Nbr	Name	Cls	PIC	Gap	Total time	Fastest	In	Avg. Speed
1	851	Bikes Claessens Racing Ream 1	O+	1	-- 247 laps --	24:03:30.105	5:19.899	100	41.06
2	810	2550CC A	O	1	-- 245 laps --	24:02:24.849	5:19.718	44	40.76
3	825	Bikes Claessens Racing Team 2	O	2	-- 244 laps --	24:03:30.114	5:19.063	43	40.56
4	811	Hemingways 1	O	3	-- 243 laps --	24:02:31.415	5:19.915	98	40.42
5	823	Niels Albert Bike Store	O	4	0.006	24:02:31.421	5:21.065	65	40.42
6	808	Brasschaat Racing 1	O	5	0.396	24:02:31.811	5:20.810	66	40.42
7	853	KNOETCYCLINGTEAM A	O+	2	0.947	24:02:32.362	5:21.540	65	40.42
8	456	RABC	Q+	1	-- 242 laps --	24:02:32.047	5:19.623	43	40.26
9	450	Crabbé CT 1	Q+	2	2:25.910	24:04:57.957	5:28.161	27	40.19
10	820	Crabbé CT 2	O	6	2:26.741	24:04:58.788	5:20.313	43	40.19
11	850	Club Kwaremont Dessel	O+	3	-- 241 laps --	24:02:31.989	5:25.076	43	40.09
12	400	Skeuvel Professional Cycling Team	Q	1	0.094	24:02:32.083	5:27.369	67	40.09
13	410	Team Coren	Q	2	0.165	24:02:32.154	5:26.891	56	40.09
14	872	Team Ostendekoerst	O+	4	1.132	24:02:33.121	5:31.402	37	40.09
15	412	Brasschaat Racing 4	Q	3	2.617	24:02:34.606	5:20.392	96	40.09
16	411	Vreegdaag 1	Q	4	-- 240 laps --	24:02:31.754	5:27.983	27	39.92
17	824	Milc optimum rebuild	O	7	0.177	24:02:31.931	5:21.509	94	39.92
18	99	Rogiers Joris BGFT	S	1	5.758	24:02:37.512	5:16.193	42	39.92
19	812	De Vikings	O	8	-- 239 laps --	24:04:59.046	5:27.809	27	39.69
20	909	EssecBNS	O	9	-- 238 laps --	24:03:03.149	5:26.980	65	39.58
21	911	TTHZ Sport	O+	5	1:54.166	24:04:57.315	5:26.431	65	39.53
22	451	Polderknievers	Q+	3	-- 237 laps --	24:04:58.895	5:28.945	43	39.36
23	814	WTC Het Fietspompke	O	10	-- 236 laps --	24:02:31.306	5:25.623	43	39.26
24	859	Galva Power Ieper	O+	6	3.954	24:02:35.260	5:28.129	27	39.26
25	912	Essec-WCUP	O+	7	4.237	24:02:35.543	5:20.424	93	39.26
26	405	De Kroeme Gedon	Q	5	8.960	24:02:40.266	5:31.093	43	39.26
27	826	Brueghelbikers 1	O	11	32.694	24:03:04.000	5:23.458	43	39.24
28	406	Vaneyck Dadizele	Q	6	2:27.295	24:04:58.601	5:29.967	123	39.19
29	804	Look Pro Go Slow	O	12	-- 234 laps --	24:02:32.375	5:27.467	27	38.93
30	831	DEMOGO 1	O	13	1.392	24:02:33.767	5:31.691	99	38.93
31	834	Vreegdaag 2	O	14	-- 233 laps --	24:02:35.791	5:22.461	42	38.76
32	401	Acht Limoenen op het Asfalt	Q	7	4:29.475	24:07:05.266	5:19.916	95	38.64
33	806	Accentis	O	15	-- 232 laps --	24:02:33.897	5:21.290	62	38.59
34	830	2550CC B	O	16	0.056	24:02:33.953	5:28.729	123	38.59
35	907	SASS STOONS TEAM 1	Q	8	2:26.090	24:04:59.987	5:20.123	95	38.53
36	403	Meurice	Q	9	-- 231 laps --	24:07:04.425	5:29.629	27	38.31
37	809	HIBOU39	O	17	-- 230 laps --	24:02:35.613	5:20.519	93	38.26
38	908	The Eagles	O	18	2:22.529	24:04:58.142	5:29.393	42	38.20
39	854	KNOETCYCLINGTEAM B	O+	8	-- 228 laps --	24:02:43.382	5:28.344	94	37.92
40	815	De Fietsknuppelen	O	19	2:21.363	24:05:04.745	5:25.193	63	37.86
41	800	Brokkoljon cycling team	O	20	-- 225 laps --	24:02:32.342	5:27.176	63	37.43

Fastest time : 5:16.193 in lap 42 by nbr. 99 : Rogiers Joris BGFT ()

Publication-time

Results: www.gettracereults.com

Timekeeping by : RSTime by Timeservice.nl

Clerk of the Course	Steward	Timekeeper	
		Flortje Snoek - TimeService.nl	
Page 1 of 4	Results remain provisional pending technical examination and decisions from the stewards of the meeting		



24H Cycling @ Zolder 2018

24H Cycling @ Zolder
Result of 24H

16 - 17 June 2018
Zolder - fietsen - 4000 mtr.

Started: 143 Not Started: 0 Classified: 143 Not Classified: 0


Pos	Nbr	Name	Cls	PIC	Gap	Total time	Fastest	In	Avg. Speed
42	805	cycling team venic	O	21	1.822	24:02:34.164	5:28.859	26	37.43
43	409	Team Coren A	Q	10	1:58.778	24:04:31.120	5:28.330	27	37.38
44	801	De Balletjes	O	22	-- 222 laps --	24:02:32.036	5:30.490	89	36.93
45	858	WTC JAZ	O+	9	6.101	24:02:38.137	5:25.830	27	36.93
46	867	De Katoentrappers	O+	10	-- 221 laps --	24:02:33.003	5:32.978	43	36.76
47	871	De Schreef Aalst	O+	11	2.449	24:02:35.452	5:26.931	63	36.76
48	906	SASS STOONS TEAM 2	O	23	-- 220 laps --	24:04:59.976	5:30.861	27	36.53
49	822	Alles kan beter	O	24	1.422	24:05:01.398	5:28.872	25	36.53
50	835	Hemingways 2	O	25	-- 219 laps --	24:02:36.135	5:30.003	42	36.43
51	818	NG Elec 2	O	26	0.801	24:02:36.936	5:35.376	206	36.43
52	873	Brueghelbikers 2	O+	12	4.008	24:02:40.143	5:33.566	116	36.43
53	875	RABC 8	O+	13	7.650	24:02:43.785	5:29.726	40	36.43
54	861	ABC-groep	O+	14	2:24.513	24:05:00.648	5:27.136	91	36.37
55	459	Team TechNicCycles 2	Q+	4	-- 218 laps --	24:02:33.022	5:26.686	62	36.26
56	408	WTT 2	Q	11	4:41.924	24:07:14.946	5:34.131	45	36.15
57	505	Brasschaat Female	W	1	-- 217 laps --	24:02:43.692	5:26.967	63	36.09
58	856	Terumo Team 1	O+	15	4:22.713	24:07:06.405	5:31.715	89	35.98
59	874	DEMOGO 2	O+	16	-- 216 laps --	24:02:33.422	5:31.523	27	35.93
60	813	Lineas	O	27	2.561	24:02:35.983	5:28.413	88	35.93
61	86	Martin Broxterman	S	2	-- 215 laps --	24:05:11.971	5:28.001	65	35.70
62	910	ERM - Environmental Resources Management	O+	17	3:54.455	24:09:06.426	5:28.088	82	35.60
63	828	VDR Bikes	O	28	-- 213 laps --	24:05:00.012	5:31.058	51	35.37
64	829	Servilux	O	29	4:05.004	24:09:05.016	5:27.482	164	35.27
65	404	De brackeeetjes	Q	12	-- 212 laps --	24:02:32.579	5:28.871	38	35.27
66	827	Hoppa Cycling	O	30	2:36.183	24:05:08.762	5:36.852	64	35.20
67	819	Amelie Cycling Team 2	O	31	-- 211 laps --	24:05:01.302	5:32.213	51	35.04
68	458	Team TechNicCycles 1	Q+	5	2:10.234	24:07:11.536	5:35.683	20	34.99
69	832	Galibier Boys 2	O+	18	-- 210 laps --	24:02:46.265	5:35.389	197	34.93
70	855	Lineas II	O+	19	2:25.141	24:05:11.406	5:38.345	128	34.87
71	413	Aminolabs	Q	13	4:27.030	24:07:13.295	5:38.251	27	34.82
72	455	Galibier Boys 1	Q+	6	-- 209 laps --	24:02:33.143	5:37.615	55	34.77
73	28	Michael Langer	S+	1	4:39.915	24:07:13.058	5:37.295	27	34.65
74	868	Hegge 2	O+	20	-- 208 laps --	24:02:34.895	5:38.091	194	34.60
75	26	Gunther Boeckx	S+	2	2:59.007	24:05:33.902	5:31.038	64	34.53
76	817	NG Elec 1	O	32	-- 207 laps --	24:04:56.283	5:25.477	60	34.38
77	415	Aloha Chickies	W	2	-- 205 laps --	24:07:08.335	5:42.833	2	33.99
78	402	Allemaal Liegen Over Het Amusement	Q	14	0.245	24:07:08.580	5:43.343	2	33.99
79	407	Luzerne	Q	15	-- 204 laps --	24:02:53.715	5:41.357	4	33.93
80	860	Bookie	O+	21	2:40.243	24:05:33.958	5:30.906	62	33.86
81	833	WTT 1	O	33	5:55.248	24:08:48.963	5:42.505	2	33.79
82	816	Milc all stars	O	34	7:26.635	24:10:20.350	5:30.092	39	33.75

Fastest time : 5:16.193 in lap 42 by nbr. 99 : Rogiers Joris BGFT ()

Publication-time

Results: www.gettraceresults.com

Timekeeping by : RSTime by Timeservice.nl

Clerk of the Course	Steward	Timekeeper	
		Floortje Snoek - TimeService.nl	
Page 2 of 4	Results remain provisional pending technical examination and decisions from the stewards of the meeting		



24H Cycling @ Zolder 2018

24H Cycling @ Zolder
Result of 24H

16 - 17 June 2018
Zolder - fietsen - 4000 mtr.

Started: 143 Not Started: 0 Classified: 143 Not Classified: 0


Pos	Nbr	Name	Cls	PIC	Gap	Total time	Fastest	In	Avg. Speed
83	862	Celis Cycling Team	O+	22	-- 202 laps --	24:04:58.672	5:35.136	78	33.55
84	803	PSBikers	O	35	-- 200 laps --	24:03:49.907	5:39.786	89	33.24
85	90	Christophe Meeus	S	3	3:18.903	24:07:08.810	5:30.279	27	33.16
86	807	Wava meets the BikerBitches	O	36	-- 199 laps --	24:05:10.723	5:37.540	115	33.04
87	852	DEMOGO 3	O+	23	2:03.138	24:07:13.861	5:39.195	57	33.00
88	865	Team Pieken Dalen	O+	24	2:11.640	24:07:22.363	5:39.962	8	32.99
89	23	Milc randoneur	S+	3	-- 198 laps --	24:10:20.340	5:35.259	26	32.76
90	857	Eut de Weug	O+	25	-- 195 laps --	24:02:41.641	5:36.294	181	32.43
91	202	Wava Cyding feat. Bepi	D	1	7:36.015	24:10:17.656	5:38.877	4	32.26
92	821	Chickenwings	O	37	-- 194 laps --	24:02:44.862	5:28.248	150	32.27
93	460	JBC 2	Q+	7	-- 193 laps --	24:04:59.440	5:51.299	40	32.05
94	863	ACT 1	O+	26	2:09.749	24:07:09.189	5:48.067	61	32.00
95	864	Hegge 1	O+	27	-- 191 laps --	24:10:17.702	5:29.994	37	31.60
96	46	Heuvens Kliekske	S+	4	-- 190 laps --	24:07:09.809	5:30.460	27	31.50
97	869	Hegge 3	O+	28	-- 188 laps --	24:03:04.693	5:39.884	4	31.26
98	201	The Exceptional Conditions	D	2	-- 185 laps --	24:07:06.303	5:34.029	44	30.68
99	88	Il Falco	S	4	-- 184 laps --	23:46:39.012	5:26.155	26	30.95
100	83	Matthias Pelgrims	S	5	-- 182 laps --	24:02:43.194	5:38.982	4	30.27
101	457	JBC	Q+	8	-- 180 laps --	24:04:59.428	6:24.293	8	29.89
102	72	Maryywilke	SW	1	-- 179 laps --	24:03:28.557	5:39.084	27	29.76
103	870	Terumo Team 2	O+	29	-- 178 laps --	24:02:53.424	5:42.576	2	29.60
104	31	Brueghelbikers Solo	S+	5	-- 170 laps --	24:05:01.741	5:27.350	27	28.23
105	414	TM Metal Design - Live Power	Q	16	-- 168 laps --	24:03:35.528	6:45.230	52	27.93
106	96	XOD-Leste Coll Solo	S	6	-- 164 laps --	24:04:56.776	5:33.346	41	27.23
107	85	Aminolabs	S	7	-- 160 laps --	24:07:09.146	5:51.674	5	26.53
108	866	TTHZ CT FUN2	O+	30	-- 159 laps --	24:05:00.898	5:29.637	37	26.40
109	227	DM cycling Duo	D+	1	-- 157 laps --	24:11:34.779	6:31.845	35	25.95
110	24	Platrijers Tom	S+	6	-- 156 laps --	24:07:12.879	5:51.265	5	25.87
111	42	Optops	S+	7	-- 154 laps --	24:04:57.521	5:52.582	5	25.57
112	452	TTHZ CT FUN	O+	31	-- 153 laps --	24:05:02.059	5:29.121	41	25.41
113	25	Best Friends Tom (WTC 2010 Geetbets)	S+	8	-- 136 laps --	24:07:32.105	6:35.541	14	22.54
114	98	Platrijers Kevin	S	8	-- 134 laps --	24:07:04.187	5:51.732	5	22.22
115	454	DM Cycling	Q+	9	-- 132 laps --	24:11:34.843	6:53.265	58	21.82
116	32	Gunther Daman	S+	9	-- 130 laps --	24:06:10.999	6:04.072	18	21.57
117	44	Andreas Menzel	S+	10	-- 128 laps --	24:03:17.255	8:02.648	5	21.28
118	40	Supergrover	S+	11	7.771	24:03:25.026	7:38.928	5	21.28
119	91	Tommy Weemaes	S	9	-- 127 laps --	23:29:11.581	5:38.863	4	21.62
120	47	Klingenberger	S+	12	-- 126 laps --	24:01:05.566	7:48.968	13	20.98
121	43	Team Braegel	S+	13	7:44.276	24:08:49.842	6:54.534	9	20.87
122	97	Martin	S	10	-- 117 laps --	24:10:13.203	5:32.536	10	19.36
123	87	Team Sport Import	S	11	-- 114 laps --	24:03:28.846	5:24.103	43	18.95

Fastest time : 5:16.193 in lap 42 by nbr. 99 : Rogiers Joris BGFT ()

Publication-time

Results: www.gettraceresults.com

Timekeeping by : RSTime by Timeservice.nl

Clerk of the Course	Steward	Timekeeper	
		Flortje Snoek - TimeService.nl	
Page 3 of 4	Results remain provisional pending technical examination and decisions from the stewards of the meeting		



24H Cycling @ Zolder 2018

24H Cycling @ Zolder
Result of 24H

16 - 17 June 2018
Zolder - fietsen - 4000 mtr.

Started: 143 Not Started: 0 Classified: 143 Not Classified: 0


Pos	Nbr	Name	Cls	PIC	Gap	Total time	Fastest	In	Avg. Speed
124	48	Hoppa Solo	S+	14	-- 110 laps --	24:08:49.798	8:10.379	6	18.22
125	38	Radon Jentschura Oliver	S+	15	-- 105 laps --	22:08:53.617	6:38.481	66	18.96
126	36	Radon Jentschura Gerhard	S+	16	0.187	22:08:53.804	6:38.577	66	18.96
127	200	Hemingways 3	D	3	-- 102 laps --	24:03:02.110	6:30.526	49	16.96
128	50	Reinhardswaldbiker	S+	17	-- 101 laps --	20:29:36.407	5:42.019	7	19.71
129	92	Team Thunderbird Solo 2	S	12	-- 97 laps --	24:04:59.349	5:35.410	37	16.11
130	35	Peppe	S+	18	-- 93 laps --	24:03:36.568	5:43.931	2	15.46
131	79	Rogiers Lucas	S	13	-- 87 laps --	24:02:25.381	5:32.201	34	14.47
132	84	Christian	S	14	-- 68 laps --	24:11:32.546	6:29.655	8	11.24
133	94	Team Texas Ranger	S	15	-- 67 laps --	6:55:25.043	5:25.465	27	38.70
134	29	Andreas Otto	S+	19	17:09:02.117	24:04:27.160	7:17.634	22	11.13
135	37	Team STR	S+	20	-- 63 laps --	24:03:17.347	8:31.871	2	10.47
136	34	Kris Baekelandt	S+	21	-- 58 laps --	6:42:06.703	5:28.361	27	34.61
137	73	Tini	SW	2	17:29:25.986	24:11:32.689	8:03.373	7	9.58
138	74	Conny Fricke	SW	3	-- 56 laps --	24:04:27.165	9:13.556	2	9.30
139	82	Tom	S	16	-- 52 laps --	24:03:30.643	5:32.878	5	8.64
140	33	Best Friends 2	S+	22	-- 51 laps --	20:22:39.964	6:35.549	14	10.01
141	228	THE DRIVING FORCE	D+	2	2:06:32.263	22:29:12.227	5:41.984	7	9.07
142	93	Aleks Mychaux	S	17	-- 21 laps --	4:50:15.105	6:39.036	2	17.36
143	27	personen met een beperking zijn niet anders	S+	23	-- 7 laps --	57:48.267	6:40.353	2	29.06

Fastest time : 5:16.193 in lap 42 by nbr. 99 : Rogiers Joris BGFT ()

Publication-time

Results: www.getraceresults.com

Timekeeping by : RSTime by Timeservice.nl

Clerk of the Course	Steward	Timekeeper	
		Floortje Snoek - TimeService.nl	
Page 4 of 4	Results remain provisional pending technical examination and decisions from the stewards of the meeting		