

## Track Day AUTO - AIA - DRIVERS LEGION

Autódromo Internacional do Algarve

Track Day AUTO - AIA - DRIVERS LEGION

28 November - 2 December 2018

Laps and Sector Times - 02-12-2018

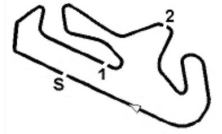
Autodromo Internacional Algarve - 4652 mtr.

1 Jorge Cunha (PT)																	
lap	Sect-1	Speed	Sect-2	Speed	Sect-3	Speed	lap time	Top Speed	lap	Sect-1	Speed	Sect-2	Speed	Sect-3	Speed	lap time	Top Speed
1	Pit Out		48.260	88.6	51.554		2:29.530		25	42.456		44.123	91.1	49.501		2:16.080	205.3
2	45.737		47.509	89.8	54.475		2:27.721	180.9	26	43.283		44.737	91.8	54.784		2:22.804	216.9
3	45.048		45.203	102.4	50.035		2:20.286	200.0	27	1:00.753		1:03.873	54.2	Pit In		3:28.010	109.9
4	41.308		43.733	97.5	48.666		2:13.707	207.3	28	Pit Out		48.091	83.9	51.968		10:42.206	
5	41.594		43.199	94.2	48.636		2:13.429	200.7	29	48.219		46.138	89.4	48.785		2:23.142	164.9
6	41.931		43.409	95.0	48.886		2:14.226	210.9	30	40.199		43.249	99.0	48.688		2:12.136	212.2
7	41.596		45.211	100.7	48.050		2:14.857	204.9	31	40.179		43.138	93.9	48.240		2:11.557	213.9
8	40.465		43.285	95.4	50.480		2:14.230	216.4	32	40.359		43.070	89.3	47.647		2:11.076	212.6
9	40.701		42.940	99.5	48.527		2:12.168	213.0	33	48.618		58.280	72.8	Pit In		2:54.887	199.3
10	58.478		1:06.339	76.8	Pit In		3:20.544	181.5	34	Pit Out		52.892	92.5	54.066		01:48.052	
11	Pit Out		49.690	90.2	51.532		01:06.879		35	40.502		43.924	91.1	48.432		2:12.858	213.9
12	41.272		43.317	104.0	49.324		2:13.913	204.9	36	50.415		47.539	94.9	48.186		2:26.140	213.4
13	41.178		43.877	99.9	49.149		2:14.204	216.9	37	43.495		44.024	93.1	Pit In		2:34.853	203.8
14	40.608		42.916	96.9	48.054		2:11.578	216.4	38	Pit Out		49.307	82.2	47.310		17:38.380	
15	40.552		43.927	101.3	47.957		2:12.436	215.1	39	38.488		41.069	90.8	45.333		2:04.890	229.3
16	40.687		45.575	96.3	1:11.066		2:37.328	217.7	40	39.325		41.514	100.7	46.208		2:07.047	228.8
17	1:04.969		1:04.416	91.6	48.465		2:57.850	100.5	41	37.879		39.801	96.9	45.274		2:02.954	229.8
18	40.325		42.715	103.3	48.365		2:11.405	217.4	42	37.917		57.770	63.8	1:08.193		2:43.880	229.3
19	58.253		1:01.333	78.2	Pit In		3:17.425	187.5	43	56.365		46.929	78.4	47.536		2:30.830	103.2
20	Pit Out		44.869	95.9	48.876		56:25.489		44	37.757		39.886	97.6	45.647		2:03.290	230.3
21	42.891		44.337	94.0	48.048		2:15.276	204.2	45	37.904		40.891	85.1	45.097		2:03.892	232.3
22	40.650		42.311	92.9	47.912		2:10.873	209.3	46	38.800		40.041	100.7	45.044		2:03.885	230.8
23	40.228		42.809	90.1	47.932		2:10.969	215.1	47	39.359		52.508	78.7	Pit In		2:47.149	224.1
24	40.769		44.069	93.0	48.288		2:13.126	212.6	48								

2 Pedro Toco (PT)																	
lap	Sect-1	Speed	Sect-2	Speed	Sect-3	Speed	lap time	Top Speed	lap	Sect-1	Speed	Sect-2	Speed	Sect-3	Speed	lap time	Top Speed
1	Pit Out		53.681	80.4	54.477		2:40.671		5	44.722		49.158	81.4	53.163		2:27.043	204.5
2	46.805		48.955	82.0	55.020		2:30.780	193.5	6	45.738		47.114	92.1	54.226		2:27.078	200.0
3	43.567		59.670	79.7	51.802		2:35.039	199.3	7	43.921		50.619	69.7	54.955		2:29.495	197.1
4	45.050		49.942	84.6	52.700		2:27.692	201.9	8	1:02.194		1:11.042	73.7	Pit In		3:47.425	149.8

4 José Maria Amaral (PT)																	
lap	Sect-1	Speed	Sect-2	Speed	Sect-3	Speed	lap time	Top Speed	lap	Sect-1	Speed	Sect-2	Speed	Sect-3	Speed	lap time	Top Speed
1	Pit Out		53.980	97.4	53.627		3:07.955		19	Pit Out		50.237	102.2	54.121		01:27.954	
2	49.186		50.379	96.4	Pit In		3:22.024	165.4	20	48.108		52.069	106.0	54.173		2:34.350	165.9
3	Pit Out		52.389	92.5	54.928		19:07.838		21	48.361		53.571	87.6	53.988		2:35.920	166.4
4	49.253		48.871	107.8	53.642		2:31.766	167.2	22	48.591		49.483	110.3	54.349		2:32.423	166.4
5	47.492		48.762	96.3	54.227		2:30.481	170.1	23	48.371		49.827	101.5	53.886		2:32.084	165.4
6	47.907		48.416	106.5	54.131		2:30.454	170.1	24	47.417		49.224	105.3	54.794		2:31.435	167.4
7	47.688		48.550	103.8	53.681		2:29.919	167.4	25	47.317		49.037	100.8	55.750		2:32.104	166.9
8	47.560		48.783	105.1	53.552		2:29.895	170.6	26	49.357		49.637	98.1	Pit In		2:50.004	147.5
9	47.967		49.247	108.4	53.697		2:30.911	171.7	27	Pit Out		49.741	110.5	54.576		00:24.502	
10	1:11.609		1:12.056	72.8	Pit In		3:51.281	166.2	28	48.658		49.128	114.2	53.811		2:31.597	166.4
11	Pit Out		51.998	74.8	56.197		59:11.095		29	48.082		49.150	105.2	54.651		2:31.883	167.4
12	49.257		49.586	109.5	54.388		2:33.231	161.9	30	48.808		49.666	99.6	54.587		2:33.061	159.1
13	48.366		50.082	107.0	54.516		2:32.964	164.9	31	48.886		48.886	108.1	54.635		2:32.407	168.0
14	48.119		49.084	107.7	54.134		2:31.337	166.2	32	47.954		49.466	102.6	Pit In		3:05.378	160.2
15	48.087		48.859	110.2	54.434		2:31.380	166.4	33	Pit Out		49.604	111.0	53.928		6:21.870	
16	49.327		49.085	99.2	54.300		2:32.712	169.0	34	47.915		49.746	110.0	54.023		2:31.684	162.4
17	49.172		48.869	93.7	54.423		2:32.464	150.6	35	49.212		49.064	110.8	53.964		2:32.240	157.4
18	47.701		49.380	105.3	Pit In		2:39.686	165.9	36	47.859		49.082	111.0	Pit In		3:08.902	162.4

5 Douglas Guilma (PT)																	
lap	Sect-1	Speed	Sect-2	Speed	Sect-3	Speed	lap time	Top Speed	lap	Sect-1	Speed	Sect-2	Speed	Sect-3	Speed	lap time	Top Speed
1	Pit Out		50.288	101.7	54.469		2:34.935		18	49.248		49.180	91.2	Pit In		2:49.076	164.4
2	47.476		50.498	83.7	Pit In		3:04.925	172.5	19	Pit Out		51.791	98.6	55.002		00:18.625	
3	Pit Out		53.576	87.0	55.286		19:35.314		20	48.307		49.952	97.4	56.248		2:34.507	171.2
4	47.819		49.770	109.1	55.571		2:33.160	166.2	21	47.448		49.974	98.4	54.632		2:32.054	176.2
5	47.530		50.362	99.5	56.073		2:33.965	171.4	22	47.661		49.872	99.9	54.012		2:31.545	173.6
6	47.345		49.723	102.5	54.347		2:31.415	172.2	23	48.711		49.967	97.0	53.588		2:32.266	175.0
7	47.478		51.936	99.5	54.400		2:33.814	172.2	24	46.814		49.569	101.3	53.657		2:30.040	175.6
8	48.640		50.792	93.4	55.182		2:34.614	175.9	25	47.336		50.303	99.2	53.816		2:31.455	176.5



## Track Day AUTO - AIA - DRIVERS LEGION

Autódromo Internacional do Algarve

### Track Day AUTO - AIA - DRIVERS LEGION

28 November - 2 December 2018

Laps and Sector Times - 02-12-2018

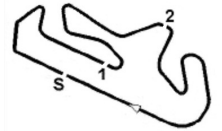
Autodromo Internacional Algarve - 4652 mtr.

9	49.046	50.797	93.8	55.017	2:34.860	165.1	26	47.412	49.816	106.4	55.816	2:33.044	175.9
10	59.142	1:09.131	72.4	Pit In	3:34.028	163.1	27	46.960	53.946	70.1	Pit In	2:53.979	173.9
11	Pit Out	52.533	76.5	56.855	59:13.072		28	Pit Out	50.474	87.6	54.694	59:17.954	
12	50.201	49.905	97.8	54.345	2:34.451	159.1	29	47.077	48.760	91.9	53.403	2:29.240	169.8
13	48.230	50.378	92.5	54.206	2:32.814	169.0	30	47.702	48.681	92.6	54.720	2:31.103	172.0
14	47.696	49.740	94.5	54.623	2:32.059	171.2	31	47.323	49.653	92.4	54.202	2:31.178	166.9
15	47.313	50.864	96.0	54.105	2:32.282	165.1	32	48.442	49.685	87.2	55.368	2:33.495	171.7
16	47.800	50.902	89.5	55.694	2:34.396	169.0	33	48.135	59.569	81.0	Pit In	3:22.654	167.4
17	47.245	49.762	97.1	55.588	2:32.595	170.6	34						

6 Ferenando Ferreira (PT)																	
lap	Sect-1	Speed	Sect-2	Speed	Sect-3	Speed	lap time	Top Speed	lap	Sect-1	Speed	Sect-2	Speed	Sect-3	Speed	lap time	Top Speed
1	Pit Out		50.287	88.3	56.970		2:37.401		18	Pit Out		53.147	83.3	1:00.765		00:26.011	
2	49.447		50.653	83.7	Pit In		3:09.945	161.7	19	52.185		52.428	81.6	55.265		2:39.878	150.0
3	Pit Out		54.653	83.1	59.752		19:58.805		20	49.028		50.844	80.4	55.547		2:35.419	152.3
4	50.435		52.283	82.5	55.904		2:38.622	146.1	21	48.226		50.537	86.5	55.642		2:34.405	170.1
5	49.059		49.509	96.3	54.995		2:33.563	165.4	22	48.204		49.957	87.7	55.566		2:33.727	171.4
6	48.440		50.778	94.2	55.619		2:34.837	168.5	23	47.738		49.827	85.8	54.967		2:32.532	168.2
7	50.213		50.303	94.2	54.868		2:35.384	164.1	24	47.986		49.748	89.8	56.007		2:33.741	171.4
8	48.261		50.207	79.2	59.224		2:37.692	168.5	25	48.826		50.239	85.6	Pit In		2:59.780	162.4
9	50.544		1:00.222	69.9	Pit In		3:22.560	169.0	26	Pit Out		55.027	88.1	Pit In		01:15.926	
10	Pit Out		52.233	96.7	57.544		01:34.898		27	Pit Out		52.212	88.0	56.286		3:36.871	
11	50.624		51.542	93.3	55.953		2:38.119	160.0	28	50.046		51.047	91.9	56.378		2:37.471	158.4
12	48.581		50.323	91.4	54.981		2:33.885	167.4	29	49.299		50.957	96.6	55.617		2:35.873	162.7
13	48.782		50.080	94.1	54.837		2:33.699	165.1	30	49.693		51.818	87.2	Pit In		3:07.165	167.7
14	48.762		51.104	89.9	55.396		2:35.262	166.7	31	Pit Out		50.867	95.6	55.782		6:35.311	
15	48.163		50.936	98.8	54.553		2:33.652	166.9	32	49.713		50.247	85.4	54.997		2:34.957	160.2
16	48.299		49.806	97.3	55.114		2:33.219	166.2	33	49.002		52.253	94.5	55.721		2:36.976	166.4
17	48.693		54.312	89.6	Pit In		3:09.153	169.3	34	50.090		1:01.559	81.6	Pit In		3:17.203	162.4

7 Luís Batalha (PT)																	
lap	Sect-1	Speed	Sect-2	Speed	Sect-3	Speed	lap time	Top Speed	lap	Sect-1	Speed	Sect-2	Speed	Sect-3	Speed	lap time	Top Speed
1	Pit Out		48.916	87.7	53.634		2:34.132		21	45.414		50.811	74.9	53.702		2:29.927	189.1
2	50.233		51.620	84.5	54.998		2:36.851	186.9	22	44.644		47.631	85.3	52.034		2:24.309	188.5
3	44.220		46.609	92.1	55.259		2:26.088	189.1	23	44.819		46.151	100.0	51.465		2:22.435	192.5
4	45.900		49.181	93.0	55.263		2:30.344	191.5	24	45.246		52.980	91.0	Pit In		2:56.427	188.2
5	46.182		48.044	96.4	53.470		2:27.696	189.8	25	Pit Out		48.201	93.0	51.796		57:51.270	
6	52.468		55.385	86.1	Pit In		3:12.135	169.8	26	45.483		47.871	90.8	51.995		2:25.349	191.2
7	Pit Out		51.117	86.1	54.574		00:24.362		27	44.358		46.615	94.4	50.475		2:21.448	187.8
8	1:04.510		1:07.793	65.8	Pit In		4:03.966	111.7	28	44.085		47.874	85.4	51.995		2:23.954	194.9
9	Pit Out		53.673	90.5	54.721		16:50.649		29	44.491		45.895	90.8	50.506		2:20.892	195.3
10	47.829		47.051	102.7	51.941		2:26.821	185.6	30	43.471		46.589	98.5	50.778		2:20.838	193.5
11	47.693		49.698	94.3	53.340		2:30.731	190.5	31	44.191		46.178	99.0	50.759		2:21.128	193.9
12	47.500		49.086	96.3	51.517		2:28.103	190.1	32	44.580		49.533	91.2	Pit In		2:38.275	193.5
13	44.191		49.193	98.2	53.755		2:27.139	190.8	33	Pit Out		54.968	78.4	55.055		03:38.933	
14	44.249		46.533	100.0	51.308		2:22.090	191.5	34	44.215		45.830	94.1	50.634		2:20.679	191.8
15	44.410		49.030	88.7	55.740		2:29.180	192.5	35	43.484		47.166	91.8	50.684		2:21.334	193.2
16	44.615		51.610	84.4	Pit In		2:51.773	189.8	36	42.996		45.611	92.3	50.114		2:18.721	193.5
17	Pit Out		49.481	82.0	53.750		02:28.129		37	44.101		45.241	105.3	53.447		2:22.789	193.5
18	45.889		47.549	85.2	54.555		2:27.993	190.8	38	46.271		45.537	101.9	50.219		2:22.027	162.4
19	48.235		46.917	97.4	52.754		2:27.906	186.5	39	43.331		1:07.405	66.2	Pit In		3:30.707	190.5
20	47.760		48.361	85.7	55.251		2:31.372	191.8	40								

8 Francisco Duarte (PT)																	
lap	Sect-1	Speed	Sect-2	Speed	Sect-3	Speed	lap time	Top Speed	lap	Sect-1	Speed	Sect-2	Speed	Sect-3	Speed	lap time	Top Speed
1	Pit Out		54.312	67.0	56.434		2:46.002		23	43.512		50.255	61.7	Pit In		2:50.231	203.8
2	44.800		46.722	90.0	54.049		2:25.571	182.1	24	Pit Out		47.178	94.3	51.721		6:23.252	
3	42.992		48.497	98.4	50.510		2:21.999	198.9	25	43.671		45.301	95.3	50.415		2:19.387	201.1
4	43.432		48.899	92.9	51.301		2:23.632	209.3	26	42.291		44.705	89.1	50.965		2:17.961	212.6
5	42.229		46.293	96.4	49.935		2:18.457	213.0	27	42.162		44.414	95.9	Pit In		2:49.730	211.8
6	43.883		45.734	93.8	49.775		2:19.392	213.9	28	Pit Out		49.373	87.9	53.504		02:27.471	
7	42.021		46.613	93.5	52.622		2:21.256	205.3	29	44.557		46.419	98.9	50.336		2:21.312	189.8
8	42.091		47.036	93.3	Pit In		2:48.260	211.8	30	41.986		45.689	94.2	50.677		2:18.352	208.9
9	Pit Out		49.598	93.3	51.692		08:20.666		31	43.951		45.211	95.6	50.159		2:19.321	210.5
10	42.229		45.732	92.8	51.310		2:19.271	201.1	32	42.106		45.586	102.9	51.202		2:18.894	213.4
11	41.701		44.973	96.7	49.919		2:16.593	209.7	33	43.487		45.407	95.8	49.809		2:18.703	209.7



## Track Day AUTO - AIA - DRIVERS LEGION

Autódromo Internacional do Algarve

### Track Day AUTO - AIA - DRIVERS LEGION

28 November - 2 December 2018

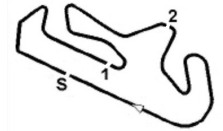
Laps and Sector Times - 02-12-2018

Autodromo Internacional Algarve - 4652 mtr.

12	44.992	46.010	90.8	50.207	2:21.209	180.6	34	42.345	44.694	94.5	50.015	2:17.054	213.4
13	41.801	44.743	<u>104.0</u>	50.339	2:16.883	210.9	35	42.229	45.130	95.9	51.468	2:18.827	213.9
14	46.579	55.833	77.4	Pit In	2:59.084	<u>215.1</u>	36	42.814	51.517	79.4	Pit In	2:51.250	210.9
15	Pit Out	48.026	86.5	Pit In	00:46.110		37	Pit Out	49.913	90.9	54.455	05:32.008	
16	Pit Out	47.483	90.5	50.910	7:33.425		38	44.460	46.392	87.3	50.809	2:21.661	194.2
17	42.355	45.637	97.6	51.517	2:19.509	208.9	39	44.541	46.328	84.2	51.022	2:21.891	193.5
18	42.620	44.808	91.8	50.482	2:17.910	207.3	40	44.430	47.092	97.5	51.301	2:22.823	202.2
19	44.038	<u>44.402</u>	98.0	50.136	2:18.576	194.9	41	42.994	44.945	90.1	49.834	2:17.773	210.5
20	41.774	45.496	86.5	52.523	2:19.793	214.3	42	56.768	1:12.530	52.0	Pit In	3:22.979	193.9
21	47.959	59.281	77.9	Pit In	3:07.774	208.5	43	Pit Out	47.303	83.5	Pit In	5:11.418	
22	Pit Out	49.205	89.2	51.514	59:39.502		44						

9		Daniel Moreira (PT)															
lap	Sect-1	Speed	Sect-2	Speed	Sect-3	Speed	lap time	Top Speed	lap	Sect-1	Speed	Sect-2	Speed	Sect-3	Speed	lap time	Top Speed
1	Pit Out		58.126	69.5	59.084		2:55.585		35	41.274		43.610	98.9	49.897		2:14.781	200.4
2	49.077		49.946	84.0	54.558		2:33.581	127.2	36	41.778		43.522	97.9	48.456		2:13.756	200.4
3	50.360		48.997	88.6	52.677		2:32.034	135.7	37	41.381		43.884	103.9	48.082		2:13.347	200.7
4	43.057		45.233	91.0	Pit In		2:28.809	201.1	38	41.052		44.065	95.3	48.979		2:14.096	200.7
5	Pit Out		48.843	84.1	52.577		36:01.686		39	42.627		45.142	101.5	Pit In		2:48.311	201.5
6	43.134		44.757	93.8	50.099		2:17.990	197.1	40	Pit Out		45.575	82.3	50.855		5:32.758	
7	42.501		43.874	98.7	51.737		2:18.112	201.9	41	41.178		43.325	<u>104.1</u>	48.638		2:13.141	199.3
8	41.126		44.416	93.3	50.765		2:16.307	202.6	42	42.845		49.968	81.1	Pit In		2:46.538	200.0
9	41.683		44.031	95.5	48.548		2:14.262	206.5	43	Pit Out		46.900	88.5	51.309		40:53.707	
10	41.691		44.689	94.3	52.078		2:18.458	204.9	44	41.456		43.585	99.2	48.309		2:13.350	198.9
11	48.987		56.953	72.2	Pit In		3:01.794	190.8	45	41.738		43.984	97.5	48.027		2:13.749	199.6
12	Pit Out		46.693	94.0	50.519		56:18.219		46	41.449		44.344	88.2	49.259		2:15.052	200.4
13	48.237		46.773	89.6	50.824		2:25.834	201.5	47	41.513		44.252	94.0	48.167		2:13.932	200.7
14	1:00.591		1:10.249	84.0	Pit In		3:29.634	102.8	48	43.970		44.728	97.3	48.145		2:16.843	200.7
15	Pit Out		46.647	101.2	50.096		6:45.890		49	41.292		44.587	94.2	48.220		2:14.099	200.7
16	42.657		46.006	100.5	50.888		2:19.551	204.5	50	41.648		44.513	94.8	48.438		2:14.599	200.7
17	41.016		44.068	102.1	49.225		2:14.309	204.9	51	41.191		43.768	94.8	48.366		2:13.325	200.0
18	41.614		45.615	91.4	50.574		2:17.803	<u>206.9</u>	52	41.237		43.284	100.2	48.006		2:12.527	200.7
19	41.653		50.716	90.2	Pit In		2:45.389	200.4	53	41.010		<u>42.931</u>	100.3	48.416		2:12.357	201.1
20	Pit Out		47.277	89.9	49.398		01:58.960		54	41.014		43.414	93.0	48.322		2:12.750	200.0
21	40.773		46.817	83.9	Pit In		2:42.142	201.1	55	40.865		43.373	99.4	<u>47.893</u>		<u>2:12.131</u>	200.4
22	Pit Out		44.313	100.5	48.063		5:09.354		56	40.675		43.798	99.2	48.620		2:13.093	200.4
23	40.691		45.067	98.5	49.079		2:14.837	201.5	57	42.155		43.805	100.9	48.350		2:14.310	193.5
24	42.715		44.656	80.8	50.069		2:17.440	194.6	58	40.825		48.347	85.0	50.561		2:19.733	200.7
25	<u>40.505</u>		50.560	62.7	Pit In		2:45.110	201.9	59	41.299		44.131	99.8	49.267		2:14.697	200.4
26	Pit Out		47.094	88.7	49.932		03:53.874		60	41.878		45.102	97.9	48.902		2:15.882	200.4
27	41.336		43.665	99.1	48.097		2:13.098	201.5	61	41.313		45.736	98.1	48.285		2:15.334	198.9
28	40.832		43.215	99.2	49.402		2:13.449	201.5	62	41.226		43.707	99.7	49.105		2:14.038	199.3
29	40.511		43.457	99.5	48.897		2:12.865	201.1	63	41.415		44.134	99.5	49.106		2:14.655	199.3
30	40.583		44.411	102.8	48.164		2:13.158	201.9	64	41.597		44.701	100.1	49.002		2:15.300	198.5
31	41.520		45.045	103.1	49.186		2:15.751	201.5	65	41.731		44.079	96.0	48.463		2:14.273	196.0
32	41.349		44.816	99.2	49.521		2:15.686	201.1	66	41.685		45.795	85.6	50.370		2:17.850	199.3
33	41.474		44.528	97.3	Pit In		2:32.680	201.1	67	46.409		59.455	85.3	Pit In		2:58.432	197.8
34	Pit Out		44.990	95.6	48.764		06:44.717		68								

10		António Santos (PT)															
lap	Sect-1	Speed	Sect-2	Speed	Sect-3	Speed	lap time	Top Speed	lap	Sect-1	Speed	Sect-2	Speed	Sect-3	Speed	lap time	Top Speed
1	Pit Out		57.785	73.1	1:13.874		3:05.616		19	52.219		59.963	81.1	Pit In		2:59.146	227.8
2	55.344		47.882	82.8	Pit In		2:42.999	142.7	20	Pit Out		56.855	77.6	56.369		02:53.695	
3	Pit Out		43.548	96.6	50.049		5:01.730		21	39.106		40.919	100.6	45.132		2:05.157	228.8
4	40.709		44.181	91.0	51.734		2:16.624	208.9	22	38.283		41.643	96.0	Pit In		2:41.801	233.3
5	41.623		45.366	97.6	48.080		2:15.069	209.3	23	Pit Out		41.631	99.9	46.860		5:57.566	
6	40.076		42.863	94.0	46.148		2:09.087	207.3	24	38.528		53.719	77.0	58.549		2:30.796	233.3
7	38.161		41.887	97.7	46.487		2:06.535	232.8	25	43.926		41.679	101.2	46.941		2:12.546	226.4
8	1:05.004		1:10.976	58.7	Pit In		3:52.540	145.9	26	1:02.659		58.758	81.0	Pit In		3:17.613	134.7
9	Pit Out		47.605	88.9	51.018		05:19.620		27	Pit Out		43.835	105.4	46.561		00:34.223	
10	39.473		43.520	90.8	48.885		2:11.878	227.4	28	37.765		40.612	96.2	46.784		2:05.161	231.3
11	39.454		41.217	101.2	<u>44.741</u>		2:05.412	228.3	29	37.829		41.081	96.9	48.681		2:07.591	232.8
12	<u>37.318</u>		<u>40.135</u>	101.3	45.267		<u>2:02.720</u>	233.3	30	38.580		40.886	<u>107.1</u>	45.335		2:04.801	230.3
13	38.526		59.118	74.5	59.823		2:37.467	<u>238.9</u>	31	37.912		40.497	106.2	45.359		2:03.768	235.3
14	58.117		59.931	75.6	Pit In		3:12.891	137.1	32	50.636		57.024	87.3	Pit In		2:49.919	181.8
15	Pit Out		45.180	85.2	Pit In		00:43.051		33	Pit Out		41.748	101.5	46.037		13:20.411	



## Track Day AUTO - AIA - DRIVERS LEGION

Autódromo Internacional do Algarve

### Track Day AUTO - AIA - DRIVERS LEGION

28 November - 2 December 2018

Laps and Sector Times - 02-12-2018

Autodromo Internacional Algarve - 4652 mtr.

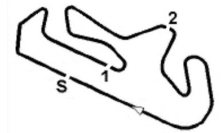
16	Pit Out	43.825	99.6	46.765	9:08.870	34	38.104	43.933	97.5	46.646	2:08.683	228.3	
17	39.161	40.950	102.2	45.652	2:05.763	231.8	35	37.516	41.203	105.4	Pit In	2:20.023	229.3
18	38.160	40.778	106.5	45.943	2:04.881	229.8	36	Pit Out	47.299	101.6	Pit In	12:53.778	

11		Nuno Oliveira (PT)															
lap	Sect-1	Speed	Sect-2	Speed	Sect-3	Speed	lap time	Top Speed	lap	Sect-1	Speed	Sect-2	Speed	Sect-3	Speed	lap time	Top Speed

12		Francisco Gonçalves (PT)															
lap	Sect-1	Speed	Sect-2	Speed	Sect-3	Speed	lap time	Top Speed	lap	Sect-1	Speed	Sect-2	Speed	Sect-3	Speed	lap time	Top Speed
1	Pit Out		47.650	88.6	52.125		2:20.784		4	Pit Out		50.711	78.2	51.465		50:02.590	
2	1:00.299		1:08.828	67.0	Pit In		3:27.252	144.6	5	42.616		1:07.594	60.1	Pit In		3:24.447	206.5
3	Pit Out		57.076	92.1	Pit In		8:43.469		6								

13		António Machado (PT)															
lap	Sect-1	Speed	Sect-2	Speed	Sect-3	Speed	lap time	Top Speed	lap	Sect-1	Speed	Sect-2	Speed	Sect-3	Speed	lap time	Top Speed
1	Pit Out		55.909	80.9	1:01.456		2:48.654		18	49.608		50.661	87.2	55.870		2:36.139	174.5
2	49.202		50.647	87.6	53.934		2:33.783	163.9	19	48.204		49.955	92.1	55.220		2:33.379	174.5
3	47.934		50.017	77.9	54.326		2:32.277	169.0	20	48.026		49.142	90.6	54.226		2:31.394	173.6
4	47.288		50.556	94.2	56.812		2:34.656	170.3	21	46.282		49.171	88.2	53.904		2:29.357	174.8
5	47.768		48.723	97.2	53.744		2:30.235	172.2	22	46.590		50.241	97.7	53.730		2:30.561	175.9
6	47.300		48.771	95.2	54.129		2:30.200	172.8	23	46.130		48.533	97.1	53.310		2:27.973	176.2
7	47.682		49.320	89.3	Pit In		2:57.715	174.8	24	47.792		51.635	85.4	Pit In		3:02.726	
8	Pit Out		52.314	91.3	Pit In		02:54.287		25	Pit Out		55.793	85.6	54.527		00:39.803	
9	Pit Out		52.942	82.4	54.250		20:41.680		26	47.660		50.455	88.8	53.217		2:31.332	172.5
10	49.522		50.329	83.4	54.804		2:34.655	179.1	27	46.618		49.888	89.3	54.119		2:30.625	177.9
11	46.838		49.752	85.4	53.715		2:30.305	176.8	28	48.477		49.984	88.9	53.405		2:31.866	
12	47.550		48.267	88.4	53.214		2:29.031	177.9	29	47.067		49.409	95.1	53.172		2:29.648	
13	46.123		48.681	91.7	53.927		2:28.731	178.5	30	46.845		50.223	96.5	52.970		2:30.038	175.3
14	46.986		49.335	90.3	53.700		2:30.021	174.8	31	46.747		48.918	97.6	53.107		2:28.772	178.8
15	46.261		49.877	83.5	54.372		2:30.510		32	47.047		50.318	95.7	Pit In		2:51.802	180.3
16	1:07.226		1:03.761	64.9	Pit In		3:38.873	161.0	33			48.968	105.1	55.406		05:40.654	172.8
17	Pit Out		58.725	75.8	58.869		00:16.198		34	47.573		50.950	82.3	53.554		2:32.077	172.2

14		Ryzhak Dmytro (DE)															
lap	Sect-1	Speed	Sect-2	Speed	Sect-3	Speed	lap time	Top Speed	lap	Sect-1	Speed	Sect-2	Speed	Sect-3	Speed	lap time	Top Speed
1	Pit Out		45.173	109.9	50.239		2:21.847		31	39.792		41.490	91.7	46.301		2:07.583	204.5
2	42.788		43.469	106.9	47.167		2:13.424	201.1	32	39.945		42.464	91.7	45.960		2:08.369	205.3
3	39.836		42.403	105.2	48.090		2:10.329	203.8	33	39.833		40.002	100.7	46.644		2:06.479	204.9
4	39.808		43.163	94.5	47.198		2:10.169	208.5	34	40.908		40.484	95.9	47.029		2:08.421	204.9
5	39.465		41.876	103.1	Pit In		2:19.606	208.1	35	39.978		40.888	103.7	46.833		2:07.699	204.5
6	Pit Out		41.706	100.4	47.113		3:00.057		36	39.313		40.340	101.9	46.146		2:05.799	203.8
7	42.099		41.540	98.3	47.141		2:10.780	201.5	37	39.613		39.738	105.0	45.615		2:04.966	204.5
8	41.022		42.150	94.2	46.570		2:09.742	208.5	38	39.055		42.517	92.9	Pit In		2:57.921	206.1
9	39.793		41.176	98.6	48.549		2:09.518	207.7	39	Pit Out		45.239	102.8	47.383		02:54.663	
10	50.929		59.362	77.7	Pit In		3:11.584	170.3	40	39.511		41.192	103.5	45.297		2:06.000	209.3
11	Pit Out		45.730	84.7	50.410		00:19.010		41	38.712		40.515	111.2	45.683		2:04.910	211.4
12	42.335		44.192	86.2	48.679		2:15.206	205.3	42	40.887		43.275	100.5	46.805		2:10.967	213.0
13	40.653		43.878	95.3	47.524		2:12.055	213.4	43	41.396		41.654	97.9	46.805		2:09.855	212.2
14	40.946		42.061	96.9	46.963		2:09.970	206.5	44	38.789		40.538	107.5	47.261		2:06.588	210.9
15	40.005		41.288	101.5	47.071		2:08.364	204.9	45	41.042		41.731	100.7	46.684		2:09.457	211.8
16	40.465		41.364	101.2	46.510		2:08.339	208.5	46	39.292		41.357	100.0	46.565		2:07.214	206.5
17	39.867		42.823	98.2	45.900		2:08.590	208.1	47	39.408		42.314	94.9	46.686		2:08.408	210.9
18	39.553		40.424	98.5	45.441		2:05.418	206.9	48	40.605		41.636	109.0	Pit In		2:30.127	211.4
19	42.851		42.286	98.2	46.181		2:11.318	210.9	49	Pit Out		43.740	91.7	48.834		07:43.843	
20	58.028		58.070	75.6	Pit In		3:13.388	120.8	50	43.432		42.057	106.7	47.510		2:12.999	183.4
21	Pit Out		44.259	92.2	47.841		00:58.968		51	40.065		40.507	100.0	47.061		2:07.633	203.4
22	40.497		41.740	101.3	46.183		2:08.420	213.9	52	39.196		40.348	102.8	46.459		2:06.003	206.1
23	40.533		41.939	94.3	47.342		2:09.814	208.5	53	39.989		42.030	110.7	49.563		2:11.582	202.6
24	40.103		40.702	106.3	46.023		2:06.828	209.3	54	42.219		43.122	89.9	48.405		2:13.746	198.9
25	39.481		41.863	107.7	46.692		2:08.036	207.7	55	41.420		40.054	108.1	47.822		2:09.296	200.0
26	39.062		42.242	107.7	45.983		2:07.287	206.1	56	41.433		41.141	95.3	47.388		2:09.962	201.5
27	39.734		41.771	103.5	45.808		2:07.313	209.7	57	39.698		41.042	102.4	46.275		2:07.015	201.1
28	40.960		40.347	110.9	46.196		2:07.503	210.9	58	39.522		41.579	101.8	47.881		2:08.982	199.3
29	39.012		41.696	108.1	Pit In		2:20.977	206.9	59	49.892		53.090	82.4	Pit In		2:54.293	174.8
30	Pit Out		43.004	98.2	48.890		57:00.891		60								



## Track Day AUTO - AIA - DRIVERS LEGION

Autódromo Internacional do Algarve

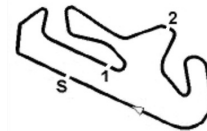
Track Day AUTO - AIA - DRIVERS LEGION  
Laps and Sector Times - 02-12-2018

28 November - 2 December 2018  
Autodromo Internacional Algarve - 4652 mtr.

15 Pedro Rosa (PT)																	
lap	Sect-1	Speed	Sect-2	Speed	Sect-3	Speed	lap time	Top Speed	lap	Sect-1	Speed	Sect-2	Speed	Sect-3	Speed	lap time	Top Speed
1	Pit Out		50.995	85.8	53.643		2:36.054		22	Pit Out		48.875	86.3	52.153		59:24.274	
2	44.363		47.205	92.2	54.259		2:25.827	196.4	23	44.576		48.875	85.6	52.715		2:26.166	190.5
3	47.554		47.596	79.9	56.796		2:31.946	193.9	24	44.102		50.665	81.1	Pit In		3:15.688	200.4
4	44.395		48.244	100.6	51.922		2:24.561	189.1	25	Pit Out		47.729	100.2	52.208		5:31.720	
5	43.736		46.341	96.3	51.819		2:21.896	191.8	26	43.889		46.694	98.5	52.420		2:23.003	198.9
6	43.906		46.555	95.3	53.025		2:23.486	196.7	27	43.866		46.885	92.6	52.514		2:23.265	199.3
7	45.292		47.089	90.5	51.737		2:24.118	191.5	28	53.799		1:12.896	58.9	Pit In		3:36.932	197.8
8	43.797		46.662	93.4	51.435		2:21.894	200.7	29	Pit Out		48.560	82.6	53.534		01:43.257	
9	44.198		48.860	85.6	Pit In		2:43.850	190.5	30	43.639		46.814	90.6	52.814		2:23.267	200.0
10	Pit Out		52.024	70.9	53.814		09:42.808		31	45.495		47.198	90.7	51.771		2:24.464	194.2
11	47.201		50.128	86.3	52.242		2:29.571	174.8	32	44.581		48.534	90.7	52.965		2:26.080	196.7
12	43.539		46.574	96.7	52.396		2:22.509	199.6	33	43.552		47.856	90.2	52.732		2:24.140	202.2
13	43.839		47.268	88.7	56.046		2:27.153	193.5	34	44.524		47.327	100.8	52.123		2:23.974	200.7
14	44.627		48.848	92.6	Pit In		2:47.607	186.9	35	43.636		47.411	87.3	55.292		2:26.339	201.1
15	Pit Out		47.150	102.5	52.467		00:03.599		36	43.555		48.446	91.2	Pit In		2:51.809	199.3
16	48.113		54.565	79.8	Pit In		3:20.947	190.1	37	Pit Out		54.657	73.8	57.632		07:34.603	
17	Pit Out		46.991	91.9	52.841		7:11.482		38	43.079		46.367	92.9	51.411		2:20.857	198.5
18	43.608		46.494	92.4	51.108		2:21.210	199.6	39	44.577		46.288	93.8	52.747		2:23.612	200.0
19	44.132		46.616	90.7	51.646		2:22.394	192.5	40	43.318		46.259	92.4	51.161		2:20.738	198.2
20	43.942		48.245	87.4	52.359		2:24.546	196.0	41	43.284		46.666	87.2	Pit In		2:47.144	194.9
21	44.003		46.710	88.7	Pit In		2:52.940	190.8	42								

16 Duarte Franco (PT)																	
lap	Sect-1	Speed	Sect-2	Speed	Sect-3	Speed	lap time	Top Speed	lap	Sect-1	Speed	Sect-2	Speed	Sect-3	Speed	lap time	Top Speed
1	Pit Out		51.292	71.1	56.077		2:35.061		18	46.145		47.800	95.7	52.538		2:26.483	175.9
2	1:08.072		1:09.615	58.6	Pit In		4:11.200	107.5	19	1:00.605		1:08.063	67.1	Pit In		3:26.480	172.5
3	Pit Out		53.995	77.2	54.770		17:40.978		20	Pit Out		52.520	77.2	54.396		58:12.980	
4	45.663		47.893	92.8	54.294		2:27.850	178.2	21	49.875		51.598	79.4	53.499		2:34.972	170.6
5	48.928		49.124	90.2	52.922		2:30.974	168.5	22	46.628		50.599	79.8	53.748		2:30.975	179.7
6	46.544		48.099	93.6	52.670		2:27.313	165.4	23	47.628		51.104	88.3	54.181		2:32.913	163.1
7	46.134		48.910	86.9	53.912		2:28.956	178.8	24	47.882		49.706	87.0	56.193		2:33.781	174.8
8	47.581		49.499	95.1	53.859		2:30.939	173.4	25	46.471		49.372	85.1	55.177		2:31.020	172.0
9	45.896		47.920	91.3	52.591		2:26.407	178.5	26	48.215		50.059	89.2	53.601		2:31.875	174.8
10	57.551		1:00.771	74.2	Pit In		3:16.553	178.5	27	47.891		49.264	81.9	53.738		2:30.893	176.5
11	Pit Out		1:00.219	82.1	57.022		59:12.720		28	47.998		49.362	88.7	53.675		2:31.035	171.2
12	48.225		48.013	95.6	53.308		2:29.546	151.7	29	54.297		57.702	75.8	Pit In		3:12.697	139.0
13	45.862		47.993	97.8	52.677		2:26.532	177.0	30	Pit Out		54.977	88.2	56.098		55:47.662	
14	45.813		47.811	92.8	55.081		2:28.705	175.9	31	48.167		49.187	88.8	53.436		2:30.790	174.5
15	46.690		50.199	85.4	52.132		2:29.021	178.5	32	47.460		48.588	82.7	53.872		2:29.920	175.3
16	48.341		50.593	95.3	52.897		2:31.831	175.3	33	47.946		49.157	98.8	53.187		2:30.290	176.5
17	47.315		51.468	88.7	53.668		2:32.451	168.2	34	46.433		48.167	94.0	52.698		2:27.298	176.5

17 Miguel Abreu (PT)																	
lap	Sect-1	Speed	Sect-2	Speed	Sect-3	Speed	lap time	Top Speed	lap	Sect-1	Speed	Sect-2	Speed	Sect-3	Speed	lap time	Top Speed
1	Pit Out		55.998	86.5	55.290		2:38.841		20	49.452		51.980	81.5	55.968		2:37.400	169.3
2	52.442		1:11.896	60.8	Pit In		3:52.467	163.1	21	49.879		52.095	88.7	55.043		2:37.017	169.3
3	Pit Out		52.704	89.6	55.666		18:31.938		22	49.848		51.830	85.3	55.643		2:37.321	168.0
4	50.779		52.666	91.5	56.448		2:39.893	168.5	23	48.650		51.168	85.6	55.034		2:34.852	168.5
5	49.659		51.128	92.3	54.846		2:35.633	165.6	24	49.006		51.110	87.0	54.947		2:35.063	168.5
6	49.515		51.044	91.3	55.933		2:36.492	167.4	25	49.587		51.602	85.2	54.642		2:35.831	168.2
7	49.285		52.568	98.5	57.857		2:39.710	168.2	26	49.003		50.897	84.0	55.278		2:35.178	169.0
8	50.147		52.214	87.0	56.395		2:38.756	168.2	27	59.685		1:06.821	73.7	Pit In		4:10.637	104.3
9	49.593		51.872	93.2	Pit In		3:04.622	157.9	28	Pit Out		53.274	78.3	57.034		55:42.409	
10	Pit Out		55.365	81.6	57.664		01:03.154		29	50.090		53.772	78.5	58.303		2:42.165	167.2
11	48.898		51.317	83.0	56.695		2:36.910	159.3	30	49.432		51.931	89.5	56.891		2:38.254	167.2
12	50.195		52.011	90.5	56.279		2:38.485	168.5	31	50.636		51.430	88.2	55.702		2:37.768	167.2
13	49.610		51.089	95.2	1:20.042		3:00.741	164.1	32	49.946		51.161	83.7	1:02.215		2:43.322	162.4
14	51.368		51.849	86.1	56.351		2:39.568	150.0	33	51.798		1:21.519	62.6	Pit In		3:53.269	137.9
15	50.957		50.845	91.4	55.952		2:37.754	167.7	34	Pit Out		51.587	87.2	55.447		5:12.874	
16	49.367		50.991	89.9	55.497		2:35.855	167.7	35	49.743		51.094	92.1	55.790		2:36.627	164.1
17	49.029		51.497	88.2	Pit In		3:43.144	169.0	36	50.585		51.315	88.9	55.867		2:37.767	166.2
18	Pit Out		58.002	80.4	58.957		58:33.063		37	1:02.794		1:05.911	74.3	Pit In		3:34.279	97.6
19	56.312		54.013	86.9	54.973		2:45.298	165.6	38								



## Track Day AUTO - AIA - DRIVERS LEGION

Autódromo Internacional do Algarve

Track Day AUTO - AIA - DRIVERS LEGION  
Laps and Sector Times - 02-12-2018

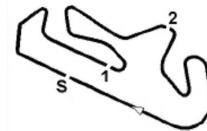
28 November - 2 December 2018  
Autodromo Internacional Algarve - 4652 mtr.

18		José Archer (PT)															
lap	Sect-1	Speed	Sect-2	Speed	Sect-3	Speed	lap time	Top Speed	lap	Sect-1	Speed	Sect-2	Speed	Sect-3	Speed	lap time	Top Speed
1	Pit Out		58.637	67.8	57.163		44:17.075		14	47.138		50.367	92.1	57.132		2:34.637	176.2
2	50.744		51.029	85.9	54.458		2:36.231	168.2	15	47.310		51.002	90.5	53.890		2:32.202	171.2
3	48.246		51.636	79.5	54.266		2:34.148	172.5	16	51.965		58.662	78.3	Pit In		3:10.709	174.8
4	48.631		58.783	82.9	57.945		2:45.359	173.9	17	Pit Out		52.661	92.9	<u>53.416</u>		58:08.989	
5	48.791		51.940	86.0	55.479		2:36.210	172.2	18	47.452		49.362	92.5	53.719		2:30.533	176.5
6	50.181		53.673	90.2	53.589		2:37.443	172.8	19	47.316		51.326	84.8	53.694		2:32.336	177.9
7	47.478		51.582	86.5	Pit In		2:44.459	175.6	20	46.903		49.714	95.3	53.893		2:30.510	175.0
8	Pit Out		51.026	79.3	53.506		01:06.594		21	46.918		<u>48.778</u>	<u>104.0</u>	53.874		<u>2:29.570</u>	177.6
9	<u>46.838</u>		51.334	97.9	53.797		2:31.969	173.4	22	47.886		5:04.373	80.6	Pit In		7:06.591	<u>178.8</u>
10	47.569		53.952	88.9	54.433		2:35.954	174.8	23	Pit Out		50.034	89.9	55.903		4:44.798	
11	47.229		49.254	88.3	53.460		2:29.943	174.2	24	49.389		50.980	91.7	54.829		2:35.198	161.9
12	47.068		54.375	82.6	53.932		2:35.375	173.9	25	50.024		55.349	75.5	Pit In		3:02.756	157.0
13	47.348		50.650	97.0	54.278		2:32.276	173.1	26								

19		Luís Teixeira (PT)															
lap	Sect-1	Speed	Sect-2	Speed	Sect-3	Speed	lap time	Top Speed	lap	Sect-1	Speed	Sect-2	Speed	Sect-3	Speed	lap time	Top Speed
1	Pit Out		55.263	100.3	56.195		2:39.908		18	Pit Out		51.417	89.3	55.256		58:52.993	
2	56.823		1:11.397	56.8	Pit In		3:57.290	158.6	19	50.683		51.080	85.8	54.538		2:36.301	159.8
3	Pit Out		52.648	88.2	55.968		18:28.038		20	48.372		50.535	99.6	57.080		2:35.987	162.7
4	48.932		49.637	99.8	54.265		2:32.834	157.4	21	48.268		50.444	96.1	54.836		2:33.548	161.0
5	48.924		49.855	<u>108.7</u>	54.866		2:33.645	162.4	22	48.117		50.515	90.5	55.854		2:34.486	160.0
6	48.149		49.577	100.8	54.245		2:31.971	163.1	23	48.704		51.137	96.0	55.341		2:35.182	159.5
7	48.313		49.386	100.0	54.892		2:32.591	153.6	24	48.772		50.007	102.5	55.099		2:33.878	161.0
8	48.343		53.654	96.5	54.684		2:36.681	161.9	25	48.284		50.190	104.8	55.365		2:33.839	161.0
9	47.984		49.412	103.1	Pit In		2:46.341	162.2	26	48.907		59.324	65.5	Pit In		3:10.491	160.7
10	Pit Out		52.556	92.2	56.295		03:30.854		27	Pit Out		53.268	86.1	57.674		59:30.345	
11	49.387		50.017	88.6	55.911		2:35.315	162.4	28	48.932		50.047	97.0	55.653		2:34.632	159.8
12	48.539		49.389	90.5	56.018		2:33.946	161.4	29	49.221		52.471	98.5	55.080		2:36.772	160.7
13	48.098		<u>48.992</u>	94.4	<u>54.128</u>		<u>2:31.218</u>	158.4	30	48.450		51.261	100.7	55.435		2:35.146	158.4
14	49.494		50.185	103.0	54.486		2:34.165	<u>163.4</u>	31	49.481		52.160	101.2	55.472		2:37.113	158.4
15	<u>47.612</u>		49.970	86.1	54.567		2:32.149	161.2	32	52.094		1:17.846	62.0	Pit In		3:55.870	158.1
16	48.315		49.293	101.6	54.459		2:32.067	162.4	33	Pit Out		54.666	92.3	Pit In		5:22.803	
17	48.193		58.924	87.9	Pit In		3:03.640	<u>163.4</u>	34								

20		Bernardo Teixeira (PT)															
lap	Sect-1	Speed	Sect-2	Speed	Sect-3	Speed	lap time	Top Speed	lap	Sect-1	Speed	Sect-2	Speed	Sect-3	Speed	lap time	Top Speed
1	Pit Out		55.782	93.5	55.875		2:45.092		16	Pit Out		50.228	96.4	55.251		57:45.558	
2	52.726		1:13.450	60.0	Pit In		3:54.737	163.1	17	52.350		49.342	94.1	54.586		2:36.278	161.9
3	Pit Out		53.783	92.6	58.270		19:16.444		18	47.837		49.022	96.1	55.192		2:32.051	163.9
4	50.575		51.279	92.3	56.955		2:38.809	158.6	19	<u>47.813</u>		49.380	96.3	56.188		2:33.381	162.4
5	49.417		51.755	99.0	56.017		2:37.189	161.0	20	48.984		49.719	86.6	55.517		2:34.220	164.6
6	50.073		53.372	98.2	58.768		2:42.213	161.9	21	47.940		49.211	97.9	54.686		<u>2:31.837</u>	165.4
7	49.546		55.159	89.9	Pit In		2:54.791	159.1	22	48.476		49.690	96.8	<u>54.341</u>		2:32.507	<u>168.0</u>
8	Pit Out		53.990	90.7	56.983		07:38.230		23	48.591		<u>48.979</u>	<u>100.5</u>	54.497		2:32.067	164.4
9	49.810		51.665	84.1	56.070		2:37.545	160.2	24	48.891		57.084	84.5	Pit In		3:00.244	165.6
10	50.209		52.464	86.6	55.029		2:37.702	161.0	25	Pit Out		53.582	94.7	57.253		59:52.430	
11	49.056		50.728	90.9	54.805		2:34.589	161.7	26	49.389		50.413	99.4	55.757		2:35.559	160.2
12	48.751		50.953	87.4	54.379		2:34.083	161.7	27	48.606		54.798	98.0	55.234		2:38.638	160.2
13	48.868		51.768	89.3	55.108		2:35.744	162.9	28	49.357		50.775	98.9	54.794		2:34.926	162.2
14	48.468		52.547	86.9	55.201		2:36.216	162.4	29	48.694		1:01.985	66.7	Pit In		3:21.235	163.6
15	52.843		1:18.457	63.9	Pit In		3:38.787	161.2	30								

21		Ivan Gonçalves (PT)															
lap	Sect-1	Speed	Sect-2	Speed	Sect-3	Speed	lap time	Top Speed	lap	Sect-1	Speed	Sect-2	Speed	Sect-3	Speed	lap time	Top Speed
1	Pit Out		53.223	99.5	58.962		2:47.823		17	Pit Out		50.086	90.2	53.721		15:51.901	
2	52.492		48.253	<u>110.8</u>	53.948		2:34.693	155.6	18	46.842		48.350	94.5	54.320		2:29.512	176.5
3	46.767		49.261	97.2	53.742		2:29.770	175.6	19	46.535		48.295	91.4	52.257		2:27.087	180.3
4	47.694		49.116	97.8	54.124		2:30.934	177.9	20	45.618		47.680	102.6	52.706		2:26.004	183.7
5	48.932		49.651	94.8	54.826		2:33.409	170.1	21	46.742		47.987	96.6	52.984		2:27.713	180.3
6	47.893		50.034	98.6	55.911		2:33.838	163.6	22	45.376		47.948	102.6	53.216		2:26.540	184.9
7	46.878		49.617	89.4	55.525		2:32.020	165.1	23	46.116		<u>47.258</u>	104.5	52.517		2:25.891	179.1
8	47.654		49.244	86.1	56.859		2:33.757	172.2	24	45.885		57.037	85.0	Pit In		3:00.130	<u>185.9</u>



## Track Day AUTO - AIA - DRIVERS LEGION

Autódromo Internacional do Algarve

### Track Day AUTO - AIA - DRIVERS LEGION

28 November - 2 December 2018

Laps and Sector Times - 02-12-2018

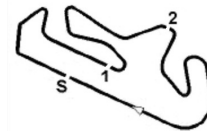
Autodromo Internacional Algarve - 4652 mtr.

9	1:10.493	1:13.348	62.8	Pit In	4:00.142	99.1	25	Pit Out	50.608	86.4	55.737	06:24.529	
10	Pit Out	50.465	86.5	55.021	05:10.091		26	47.246	48.519	98.8	52.992	2:28.757	177.9
11	47.003	48.551	93.5	54.427	2:29.981	173.9	27	45.872	47.857	103.0	53.283	2:27.012	180.3
12	46.088	48.244	105.2	53.874	2:28.206	180.0	28	45.830	47.706	98.6	52.698	2:26.234	185.9
13	46.217	48.272	96.1	53.310	2:27.799	181.8	29	45.142	47.807	98.3	Pit In	3:03.550	184.3
14	46.544	48.337	95.1	52.774	2:27.655	183.7	30	Pit Out	47.886	97.9	52.066	5:21.245	
15	59.165	1:09.411	70.3	Pit In	3:38.954	180.3	31	<u>44.972</u>	47.421	100.9	52.408	<u>2:24.801</u>	180.6
16	Pit Out	3:19.454	77.8	Pit In	24:00.051		32	45.465	51.952	79.2	Pit In	2:58.698	181.8

22		David João (PT)															
lap	Sect-1	Speed	Sect-2	Speed	Sect-3	Speed	lap time	Top Speed	lap	Sect-1	Speed	Sect-2	Speed	Sect-3	Speed	lap time	Top Speed
1	Pit Out		51.513	74.8	58.795		2:44.833		19	43.167		45.850	97.4	52.571		2:21.588	210.9
2	49.467		52.318	95.4	59.613		2:41.398	161.2	20	46.851		46.518	92.2	52.383		2:25.752	181.8
3	46.353		53.868	77.8	59.852		2:40.073	189.8	21	43.484		45.298	98.5	Pit In		2:45.890	191.5
4	44.175		47.488	96.7	50.880		2:22.543	205.3	22	Pit Out		52.552	88.8	54.720		01:59.345	
5	42.286		45.928	88.4	51.880		2:20.094	199.3	23	42.191		45.702	89.1	Pit In		2:40.543	209.7
6	43.099		47.902	77.9	56.443		2:27.444	210.5	24	Pit Out		45.602	90.8	51.749		5:37.145	
7	41.767		44.794	95.4	50.588		2:17.149	208.9	25	41.346		44.033	<u>101.4</u>	49.292		2:14.671	208.9
8	51.462		57.618	79.0	58.851		2:47.931	197.8	26	41.147		44.191	85.3	<u>48.925</u>		<u>2:14.263</u>	213.4
9	41.443		44.414	87.5	Pit In		2:45.449	209.3	27	47.517		55.668	75.7	Pit In		2:56.537	<u>217.3</u>
10	Pit Out		57.438	81.9	58.206		09:19.526		28	Pit Out		53.871	74.4	54.614		28:07.457	
11	49.051		55.133	86.0	53.828		2:38.012	150.4	29	46.376		47.834	82.9	50.784		2:24.994	157.4
12	42.066		45.170	95.7	50.465		2:17.701	208.9	30	41.089		44.294	91.8	49.857		2:15.240	210.9
13	41.084		47.019	77.5	52.357		2:20.460	215.1	31	<u>40.946</u>		<u>43.726</u>	93.0	49.965		2:14.637	212.2
14	43.091		46.889	77.1	Pit In		2:42.690	208.9	32	41.619		45.031	93.8	Pit In		2:31.003	202.2
15	Pit Out		52.781	81.0	1:03.123		00:05.056		33	Pit Out		44.936	86.5	51.356		6:20.708	
16	52.870		55.055	74.1	Pit In		3:14.231	162.9	34	41.488		43.899	98.0	49.225		2:14.612	213.0
17	Pit Out		47.670	85.4	52.004		7:15.215		35	41.348		43.935	95.2	Pit In		2:28.412	213.0
18	41.385		44.421	96.3	50.708		2:16.514	215.1	36								

23		Ricardo Almeida (PT)															
lap	Sect-1	Speed	Sect-2	Speed	Sect-3	Speed	lap time	Top Speed	lap	Sect-1	Speed	Sect-2	Speed	Sect-3	Speed	lap time	Top Speed
1	Pit Out		50.685	85.1	51.846		2:32.354		23	38.722		41.717	100.7	46.889		2:07.328	221.3
2	49.850		46.970	85.6	49.065		2:25.885	155.4	24	<u>38.362</u>		40.679	101.8	46.220		2:05.261	223.1
3	40.587		43.812	86.7	49.863		2:14.262	212.2	25	45.807		1:11.459	63.4	Pit In		3:26.210	<u>226.4</u>
4	55.755		53.115	92.7	48.345		2:37.215	212.6	26	Pit Out		43.436	103.3	47.423		01:05.247	
5	39.951		42.754	90.5	47.630		2:10.335	213.0	27	39.764		42.138	<u>104.0</u>	Pit In		2:24.358	210.5
6	39.864		42.843	91.1	47.733		2:10.440	213.9	28	Pit Out		43.019	87.9	49.178		3:22.281	
7	41.106		42.936	95.5	47.065		2:11.107	214.3	29	47.216		47.604	95.6	Pit In		2:42.017	220.0
8	41.695		43.765	97.6	48.549		2:14.009	218.2	30	Pit Out		42.155	100.7	46.572		3:54.426	
9	41.311		44.522	101.9	Pit In		2:29.042	203.4	31	38.789		41.830	99.5	46.028		2:06.647	219.1
10	Pit Out		46.503	83.7	54.014		08:12.881		32	38.961		41.228	90.6	Pit In		2:57.833	216.4
11	42.064		43.252	95.9	47.051		2:12.367	197.4	33	Pit Out		43.984	95.6	48.934		14:43.542	
12	39.301		43.407	85.2	48.155		2:10.863	215.6	34	39.797		41.491	99.8	47.133		2:08.421	209.7
13	39.643		41.978	96.8	48.061		2:09.682	214.3	35	40.831		42.605	100.1	46.629		2:10.065	211.8
14	40.593		41.828	93.0	46.838		2:09.259	215.6	36	39.504		41.541	99.5	46.371		2:07.416	213.0
15	39.877		41.630	102.3	1:09.931		2:31.438	217.7	37	39.581		40.846	97.9	46.114		2:06.541	213.4
16	52.805		56.576	79.4	Pit In		2:58.881	134.8	38	54.690		55.105	87.9	Pit In		2:53.501	217.7
17	Pit Out		48.663	95.9	52.338		56:32.219		39	Pit Out		51.888	85.4	53.823		7:14.358	
18	46.767		43.222	91.6	Pit In		2:46.469	182.4	40	44.561		45.062	90.7	50.360		2:19.983	168.8
19	Pit Out		47.394	91.3	50.599		18:07.156		41	39.109		40.978	98.5	46.187		2:06.274	215.1
20	40.965		43.187	96.4	Pit In		2:20.415	212.6	42	38.613		<u>40.564</u>	99.9	<u>45.896</u>		<u>2:05.073</u>	217.3
21	Pit Out		53.960	79.5	Pit In		4:03.196		43	38.904		2:09.083	59.3	Pit In		4:01.755	216.4
22	Pit Out		43.778	94.1	53.406		5:20.509		44								

24		Marco Henriques (PT)															
lap	Sect-1	Speed	Sect-2	Speed	Sect-3	Speed	lap time	Top Speed	lap	Sect-1	Speed	Sect-2	Speed	Sect-3	Speed	lap time	Top Speed
1	Pit Out		49.396	86.5	54.297		2:32.856		17	54.342		59.629	80.8	1:00.843		2:54.814	168.2
2	46.700		47.358	84.4	52.505		2:26.563	161.7	18	46.853		56.240	74.3	58.388		2:41.481	195.7
3	43.547		45.687	86.1	52.058		2:21.292	201.1	19	43.577		45.488	92.2	50.951		2:20.016	204.9
4	44.641		47.874	83.6	51.455		2:23.970	188.8	20	54.672		1:03.900	73.4	Pit In		3:17.387	174.5
5	45.028		45.933	79.7	50.801		2:21.762	197.8	21	Pit Out		53.678	72.3	55.107		05:17.591	
6	44.529		55.226	79.9	Pit In		2:47.170	213.9	22	43.080		45.380	75.3	50.386		2:18.846	203.0
7	Pit Out		53.392	78.9	56.612		13:23.216		23	42.956		45.467	79.4	50.212		2:18.635	196.4
8	45.614		49.847	77.0	51.517		2:26.978	178.5	24	54.834		1:01.962	87.7	54.270		2:51.066	166.2
9	43.117		45.898	89.5	50.272		2:19.287	215.1	25	47.101		55.811	81.3	57.249		2:40.161	190.5



## Track Day AUTO - AIA - DRIVERS LEGION

Autódromo Internacional do Algarve

### Track Day AUTO - AIA - DRIVERS LEGION

28 November - 2 December 2018

Laps and Sector Times - 02- 12-2018

Autodromo Internacional Algarve - 4652 mtr.

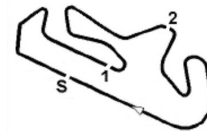
10	42.952	45.617	84.6	50.691	2:19.260	206.1	26	42.892	45.032	82.5	<u>49.955</u>	2:17.879	201.9
11	44.151	45.619	77.9	50.486	2:20.256	181.5	27	55.944	1:05.992	73.2	Pit In	3:19.924	166.7
12	55.446	1:01.684	75.7	Pit In	3:18.920	175.3	28	Pit Out	53.784	84.0	56.100	58:34.609	
13	Pit Out	54.021	80.0	54.694	58:47.178		29	44.908	47.337	84.4	51.542	2:23.787	198.2
14	44.204	45.998	83.1	51.451	2:21.653	183.4	30	<u>42.470</u>	<u>44.930</u>	80.1	50.089	<u>2:17.489</u>	207.7
15	43.410	45.549	82.1	53.114	2:22.073	200.4	31	55.474	1:07.368	77.6	Pit In	3:21.749	166.9
16	43.589	45.757	<u>97.1</u>	50.442	2:19.788	209.3	32						

25		Marco Almeida (PT)															
lap	Sect-1	Speed	Sect-2	Speed	Sect-3	Speed	lap time	Top Speed	lap	Sect-1	Speed	Sect-2	Speed	Sect-3	Speed	lap time	Top Speed
1	Pit Out		54.851	81.9	55.685		<u>2:44.827</u>		21	45.394	45.476	88.9	51.169	2:22.039	185.9		
2	43.930	49.091	86.2	51.982	2:25.003	180.3	22	55.949	59.746	70.6	Pit In			3:19.274	151.0		
3	43.939	47.046	92.4	50.321	2:21.306	184.6	23	Pit Out	45.231	92.1	50.132	01:42.730					
4	43.027	48.098	94.4	50.070	2:21.195	191.2	24	43.009	44.760	90.3	50.378	2:18.147	203.4				
5	42.642	48.119	<u>101.4</u>	Pit In	2:28.547	198.5	25	42.161	45.733	101.1	50.680	2:18.574	208.5				
6	Pit Out	46.149	81.8	51.091	4:01.214		26	42.419	45.407	100.3	50.629	2:18.455	201.5				
7	57.453	52.327	85.2	Pit In	2:57.789	136.4	27	<u>42.141</u>	43.884	94.7	51.361	2:17.386	204.9				
8	Pit Out	46.267	97.0	50.536	06:20.637		28	43.344	<u>43.859</u>	95.3	<u>49.557</u>	<u>2:16.760</u>	185.9				
9	42.213	45.237	101.3	49.712	2:17.162	207.7	29	43.135	53.438	95.1	Pit In	2:55.841	207.7				
10	43.896	48.183	100.4	Pit In	2:30.629	198.2	30	Pit Out	46.634	94.4	53.468	10:33.334					
11	Pit Out	50.771	85.5	51.691	06:34.036		31	45.407	55.183	88.2	51.744	2:32.334	182.7				
12	44.560	46.792	96.0	Pit In	3:02.000	203.0	32	42.588	45.520	94.5	52.366	2:20.474	204.5				
13	Pit Out	49.208	93.6	52.449	9:28.172		33	42.997	45.482	95.9	50.781	2:19.260	203.0				
14	43.203	47.084	92.9	51.387	2:21.674	204.9	34	42.415	44.402	94.7	Pit In	2:48.859	206.5				
15	43.288	47.087	93.1	Pit In	4:44.785	203.8	35	Pit Out	45.990	89.0	Pit In	10:26.806					
16	Pit Out	51.184	81.7	54.630	00:45.915		36	Pit Out	48.125	84.8	51.587	02:21.761					
17	45.516	47.186	83.1	51.609	2:24.311	192.5	37	46.751	46.796	83.3	51.981	2:25.528	201.1				
18	44.829	57.902	68.1	Pit In	3:01.214	204.2	38	45.873	45.942	84.5	50.996	2:22.811	204.9				
19	Pit Out	46.538	88.3	50.343	5:32.075		39	45.544	46.869	84.3	Pit In	2:33.024	174.8				
20	43.349	47.516	91.8	51.716	2:22.581	<u>208.9</u>	40	Pit Out	48.947	85.3	Pit In	7:34.107					

26		Nuno Gaspar (PT)															
lap	Sect-1	Speed	Sect-2	Speed	Sect-3	Speed	lap time	Top Speed	lap	Sect-1	Speed	Sect-2	Speed	Sect-3	Speed	lap time	Top Speed
1	Pit Out		1:00.974	73.1	1:02.406		3:07.703		23	46.939	51.086	74.6	57.729	2:35.754	188.8		
2	51.570	50.636	73.6	57.160	2:39.366		2:39.366		24	47.053	50.887	78.9	55.843	2:33.783	187.2		
3	3:23.064	50.828	86.3	56.099	5:09.991	185.6	25	48.536	51.124	82.3	Pit In	2:50.301	183.4				
4	47.443	51.601	79.2	55.717	2:34.761		26	Pit Out	59.979	73.1	59.459	00:07.231					
5	47.747	<u>48.905</u>	80.7	55.507	<u>2:32.159</u>	185.6	27	52.049	50.650	78.8	56.483	2:39.182	172.2				
6	47.923	49.271	74.8	56.964	2:34.158		28	51.449	50.438	81.8	56.593	2:38.480	182.4				
7	48.014	49.506	68.9	Pit In	3:09.582	184.6	29	47.197	49.935	83.9	55.403	2:32.535	188.2				
8	Pit Out	1:00.042	76.1	58.435	59:37.207		30	47.402	50.490	87.8	55.629	2:33.521	183.1				
9	48.980	50.765	78.8	Pit In	2:57.331	185.9	31	<u>46.914</u>	49.887	<u>88.2</u>	56.471	2:33.272	186.5				
10	Pit Out	57.606	79.8	56.425	19:45.151		32	49.456	50.910	72.7	56.648	2:37.014	186.9				
11	48.158	50.900	78.1	56.692	2:35.750	182.4	33	47.544	52.751	84.6	55.829	2:36.124	186.5				
12	47.462	50.093	86.1	<u>55.100</u>	2:32.655	185.6	34	47.089	59.385	66.7	Pit In	3:18.240	183.4				
13	47.480	49.935	82.2	55.199	2:32.614	187.5	35	Pit Out	56.820	75.7	1:00.557	58:28.830					
14	48.389	55.081	74.5	57.030	2:40.500	189.8	36	56.527	53.232	81.0	55.640	2:45.399	162.7				
15	47.024	50.156	73.9	56.690	2:33.870	<u>191.2</u>	37	47.622	50.979	85.6	55.989	2:34.590	184.9				
16	47.092	49.934	79.2	55.143	2:32.169	189.1	38	47.903	49.621	84.6	56.881	2:34.405	187.2				
17	52.331	56.668	69.5	Pit In	3:24.338	181.5	39	47.362	49.943	87.9	55.422	2:32.727	187.8				
18	Pit Out	59.328	74.0	59.540	59:13.682		40	47.697	51.316	75.6	Pit In	3:16.813	184.0				
19	50.587	51.081	75.4	56.853	2:38.521	179.7	41	Pit Out	1:04.963	70.8	1:01.030	6:41.450					
20	47.206	50.230	81.3	56.025	2:33.461	188.8	42	55.496	57.739	69.5	1:04.548	2:57.783	127.8				
21	47.108	50.546	58.5	59.879	2:37.533	186.2	43	1:02.116	1:02.748	69.0	Pit In	3:32.135	109.6				
22	48.276	1:03.800	80.4	57.251	2:49.327	184.3	44										

27		Ricardo Campos (PT)															
lap	Sect-1	Speed	Sect-2	Speed	Sect-3	Speed	lap time	Top Speed	lap	Sect-1	Speed	Sect-2	Speed	Sect-3	Speed	lap time	Top Speed
1	Pit Out		1:29.028	88.1	56.315		3:14.688		16	43.538	43.796	95.9	Pit In	3:55.471	202.6		
2	44.032	45.860	101.6	51.161	2:21.053	168.5	17	Pit Out	52.577	83.7	51.599	20:58.208					
3	42.885	45.505	90.5	Pit In	2:30.734	201.5	18	43.872	44.358	88.5	58.551	2:26.781	194.9				
4	Pit Out	47.224	91.5	Pit In	6:23.318		19	41.623	44.330	84.2	49.250	2:15.203	210.5				
5	Pit Out	48.498	82.4	51.877	08:31.559		20	42.152	44.096	92.9	<u>48.322</u>	2:14.570	209.7				
6	42.043	44.903	89.5	49.415	2:16.361	207.3	21	42.302	43.906	103.0	48.538	2:14.746	211.4				
7	41.922	44.259	89.9	48.781	2:14.962	206.9	22	<u>41.431</u>	43.585	98.7	48.538	2:13.554	210.1				
8	41.756	44.176	106.4	49.320	2:15.252	209.3	23	41.676	<u>43.285</u>	102.8	48.508	<u>2:13.469</u>	<u>211.8</u>				





## Track Day AUTO - AIA - DRIVERS LEGION

Autódromo Internacional do Algarve

### Track Day AUTO - AIA - DRIVERS LEGION

28 November - 2 December 2018

Laps and Sector Times - 02-12-2018

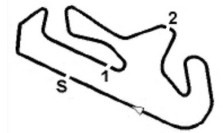
Autodromo Internacional Algarve - 4652 mtr.

9	51.037	53.459	<u>107.6</u>	50.488	2:34.984	183.1	24	42.322	43.455	101.6	48.347	2:14.124	209.3
10	59.435	1:02.033	84.9	Pit In	3:18.999	121.9	25	48.360	59.357	102.1	Pit In	2:55.500	198.5
11	Pit Out	47.666	99.1	Pit In	00:18.788		26	Pit Out	55.493	106.6	52.512	06:11.398	
12	Pit Out	45.186	86.7	49.212	7:07.406		27	44.586	47.074	83.8	52.301	2:23.961	184.6
13	42.041	44.022	93.8	49.335	2:15.398	203.4	28	42.951	45.321	91.8	49.711	2:17.983	196.4
14	41.950	45.678	81.2	51.591	2:19.219	207.3	29	42.451	46.060	96.5	49.132	2:17.643	195.7
15	42.202	43.586	103.8	48.775	2:14.563	197.8	30	43.085	45.388	101.6	Pit In	2:35.308	198.9

28		Milton Sequeira (PT)															
lap	Sect-1	Speed	Sect-2	Speed	Sect-3	Speed	lap time	Top Speed	lap	Sect-1	Speed	Sect-2	Speed	Sect-3	Speed	lap time	Top Speed
1	Pit Out		45.968	85.5	52.768		2:27.439		21	<u>39.908</u>		<u>42.737</u>	93.4	49.048		<u>2:11.693</u>	217.3
2	43.471		45.398	90.7	50.229		2:19.098	208.9	22	41.450		47.377	76.7	1:10.627		2:39.454	219.1
3	42.389		46.116	93.0	50.376		2:18.881	213.9	23	59.272		1:01.858	86.3	Pit In		3:10.049	144.2
4	42.569		45.809	96.7	51.346		2:19.724	180.3	24	Pit Out		50.249	83.9	50.814		18:38.350	
5	43.080		45.325	84.6	50.020		2:18.425	201.1	25	42.751		43.611	100.4	49.422		2:15.784	208.9
6	44.762		47.721	91.5	50.967		2:23.450	216.4	26	41.756		43.320	97.7	49.088		2:14.164	216.0
7	53.323		55.565	85.3	Pit In		2:59.031	210.9	27	1:10.639		1:32.343	72.5	54.394		3:37.376	215.6
8	Pit Out		44.460	85.2	50.180		10:03.205		28	41.743		44.530	78.4	50.588		2:16.861	206.9
9	40.945		43.963	98.9	<u>48.549</u>		2:13.457	215.6	29	41.155		45.535	90.8	49.729		2:16.419	<u>220.4</u>
10	40.435		43.309	96.3	49.142		2:12.886	219.1	30	42.198		44.036	89.1	50.338		2:16.572	200.7
11	42.355		44.189	92.5	48.715		2:15.259	216.9	31	40.699		42.807	103.2	49.086		2:12.592	217.7
12	41.386		44.373	92.2	48.862		2:14.621	208.9	32	45.974		52.610	76.7	Pit In		3:08.976	178.2
13	41.715		43.414	99.5	49.510		2:14.639	215.1	33	Pit Out		47.467	86.4	52.451		06:39.478	
14	49.661		52.902	76.1	Pit In		2:59.961	206.5	34	42.384		44.842	91.0	49.761		2:16.987	208.5
15	Pit Out		50.956	71.1	52.656		59:36.351		35	40.754		43.515	92.0	49.193		2:13.462	213.9
16	42.007		44.526	94.2	51.522		2:18.055	213.4	36	40.932		43.693	92.8	50.036		2:14.661	213.4
17	40.775		42.750	<u>103.6</u>	48.734		2:12.259	216.4	37	40.956		43.931	97.6	1:15.859		2:40.746	213.9
18	40.954		43.692	95.1	48.797		2:13.443	219.1	38	1:07.113		50.832	85.9	Pit In		3:09.240	124.9
19	40.831		43.626	94.2	52.315		2:16.772	217.7	39	Pit Out		44.468	90.9	50.108		7:37.525	
20	54.792		57.334	76.0	54.079		2:46.205	136.5	40	1:00.334		1:09.610	69.4	Pit In		3:27.949	168.0

29		Nuno Pedrosa (PT)															
lap	Sect-1	Speed	Sect-2	Speed	Sect-3	Speed	lap time	Top Speed	lap	Sect-1	Speed	Sect-2	Speed	Sect-3	Speed	lap time	Top Speed
1	Pit Out		54.298	81.2	56.474		2:45.929		22	48.147		49.897	81.2	55.339		2:33.383	172.2
2	48.230		49.238	<u>96.7</u>	55.639		2:33.107	152.1	23	46.367		48.875	91.5	54.085		2:29.327	178.2
3	46.862		49.282	89.8	56.369		2:32.513	173.1	24	46.482		51.572	90.5	55.677		2:33.731	185.6
4	46.937		48.487	91.1	54.725		2:30.149	170.1	25	47.266		50.721	91.3	55.111		2:33.098	162.4
5	47.212		52.545	83.1	54.252		2:34.009	181.8	26	47.620		53.463	76.9	55.955		2:37.038	156.1
6	46.372		50.082	94.3	54.092		2:30.546	187.8	27	46.146		56.140	75.7	Pit In		3:10.014	179.1
7	46.939		48.781	94.0	53.963		2:29.683	185.2	28	Pit Out		47.630	93.0	52.146		01:27.976	
8	57.843		1:06.922	70.0	Pit In		3:29.499	136.4	29	45.066		47.822	94.5	<u>51.991</u>		2:24.879	195.3
9	Pit Out		51.706	86.5	56.135		57:56.883		30	45.952		48.651	92.8	53.913		2:28.516	195.3
10	45.615		48.003	89.0	Pit In		2:52.246	191.8	31	47.122		47.586	94.4	52.177		2:26.885	183.4
11	Pit Out		48.136	93.6	52.478		19:13.761		32	45.582		48.088	89.9	52.716		2:26.386	192.2
12	44.866		<u>47.242</u>	91.9	52.306		<u>2:24.414</u>	193.2	33	45.259		48.102	87.6	52.069		2:25.430	<u>196.7</u>
13	45.531		47.947	90.8	52.043		2:25.521	183.4	34	<u>44.528</u>		47.801	89.3	52.766		2:25.095	191.5
14	44.639		48.199	94.1	53.284		2:26.122	193.5	35	46.268		48.726	86.4	Pit In		2:59.114	162.9
15	45.542		48.191	92.1	52.402		2:26.135	183.1	36	Pit Out		52.149	92.2	53.474		59:20.420	
16	44.833		47.909	93.5	52.529		2:25.271	191.2	37	46.585		50.196	84.0	53.983		2:30.764	181.2
17	45.037		49.074	90.5	53.315		2:27.426	192.5	38	47.741		50.033	85.7	54.869		2:32.643	165.9
18	48.349		48.384	94.3	Pit In		2:48.470	189.5	39	46.825		50.053	90.2	Pit In		2:44.957	179.7
19	Pit Out		52.486	89.6	54.117		00:33.329		40	Pit Out		48.676	85.3	53.962		3:19.199	
20	48.286		49.311	93.5	54.856		2:32.453	177.6	41	45.223		1:00.688	64.5	Pit In		3:22.186	186.2
21	45.954		49.105	95.4	54.563		2:29.622	185.2	42								

30		Edgar Nunes (PT)															
lap	Sect-1	Speed	Sect-2	Speed	Sect-3	Speed	lap time	Top Speed	lap	Sect-1	Speed	Sect-2	Speed	Sect-3	Speed	lap time	Top Speed
1	Pit Out		53.241	67.1	56.409		2:41.953		19	43.666		49.810	64.3	57.585		2:31.061	206.5
2	51.993		47.047	83.3	52.329		2:31.369	137.2	20	42.256		45.248	83.1	50.478		2:17.982	209.7
3	44.123		45.401	78.9	51.149		2:20.673	206.9	21	42.864		44.903	83.1	50.552		2:18.319	206.1
4	44.965		48.912	79.4	51.542		2:25.419	167.4	22	50.062		50.939	75.2	Pit In		2:46.225	180.0
5	43.631		46.932	79.2	51.915		2:22.478	208.9	23	Pit Out		52.362	70.2	1:00.010		20:55.923	
6	44.940		55.584	74.9	1:01.410		2:41.934	197.4	24	46.546		46.185	80.6	51.557		2:24.288	168.2
7	43.810		44.775	76.8	<u>49.780</u>		2:18.365	187.8	25	44.462		<u>43.991</u>	<u>89.5</u>	50.874		2:19.327	200.7
8	42.257		44.436	76.7	Pit In		2:40.593	197.4	26	1:00.096		1:06.128	83.8	1:06.974		3:13.198	<u>210.5</u>
9	Pit Out		52.629	67.6	58.272		08:28.593		27	54.158		47.837	75.2	52.657		2:34.652	166.9



## Track Day AUTO - AIA - DRIVERS LEGION

Autódromo Internacional do Algarve

### Track Day AUTO - AIA - DRIVERS LEGION

28 November - 2 December 2018

Laps and Sector Times - 02-12-2018

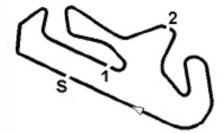
Autodromo Internacional Algarve - 4652 mtr.

10	44.856	50.053	73.0	52.511	2:27.420	193.5	28	45.008	45.723	79.8	51.373	2:22.104	208.9
11	44.420	45.851	74.4	50.906	2:21.177	187.8	29	42.949	45.991	78.4	53.012	2:21.952	<u>210.5</u>
12	42.136	45.623	75.4	50.811	2:18.570	203.8	30	43.247	45.877	80.5	51.274	2:20.398	205.7
13	42.930	44.438	77.4	50.383	<u>2:17.751</u>	197.4	31	43.565	52.156	69.7	Pit In	2:44.974	205.7
14	54.742	1:02.411	71.1	Pit In	3:18.573	187.2	32	Pit Out	47.891	80.8	52.789	06:21.400	
15	Pit Out	52.608	72.5	56.786	58:48.565		33	42.920	45.584	85.3	51.245	2:19.749	205.3
16	45.892	47.588	72.0	52.115	2:25.595	176.8	34	<u>42.003</u>	45.307	83.4	50.828	2:18.138	205.7
17	42.579	45.470	82.4	51.834	2:19.883	209.7	35	42.388	44.883	85.0	50.954	2:18.225	209.3
18	43.467	47.398	76.2	51.300	2:22.165	205.7	36	53.086	58.057	77.4	Pit In	<u>3:02.165</u>	206.1

31 Ivan Pablos (ES)																	
lap	Sect-1	Speed	Sect-2	Speed	Sect-3	Speed	lap time	Top Speed	lap	Sect-1	Speed	Sect-2	Speed	Sect-3	Speed	lap time	Top Speed
1	Pit Out		53.527	81.3	56.456		2:47.130		24	39.635		41.921	93.8	47.418		2:08.974	224.1
2	46.309		46.697	88.7	52.530		2:25.536	167.2	25	44.337		51.444	86.3	57.574		2:33.355	217.3
3	44.521		45.288	88.6	51.037		2:20.846	200.4	26	40.003		41.959	<u>101.4</u>	47.060		2:09.022	215.1
4	40.735		45.441	86.6	49.891		2:16.067	216.0	27	43.843		1:02.080	72.6	1:10.397		2:56.320	<u>230.3</u>
5	40.892		43.543	91.7	48.277		2:12.712	215.6	28	57.765		58.631	78.6	Pit In		3:07.996	135.5
6	50.655		56.121	76.9	Pit In		3:05.978	216.0	29	Pit Out		50.858	85.2	53.614		04:52.265	
7	Pit Out		50.372	83.5	53.805		09:29.412		30	44.548		44.703	91.2	49.353		2:18.604	190.1
8	43.558		47.277	91.7	50.234		2:21.069	219.5	31	40.970		43.072	94.2	48.986		2:13.028	219.1
9	40.954		45.594	84.4	49.799		2:16.347	219.5	32	43.417		51.927	81.4	50.584		2:25.928	226.4
10	39.983		42.678	98.9	47.582		2:10.243	225.9	33	39.821		41.692	97.6	47.555		2:09.068	224.1
11	43.082		57.338	82.3	59.664		2:40.084	203.0	34	<u>39.116</u>		41.650	99.0	47.047		2:07.813	<u>230.3</u>
12	49.153		53.468	69.3	49.673		2:32.294	143.8	35	48.972		58.501	66.7	1:05.068		2:52.541	206.5
13	40.692		42.130	92.3	50.830		2:13.652	229.3	36	56.203		58.956	79.9	Pit In		3:05.429	133.2
14	50.777		58.033	78.8	Pit In		3:07.987	182.7	37	Pit Out		54.167	71.1	58.365		09:29.199	
15	Pit Out		52.750	80.8	54.236		03:28.982		38	44.076		49.218	85.4	59.951		2:33.245	184.3
16	42.780		44.107	93.1	48.394		2:15.281	194.6	39	49.898		45.464	97.6	49.228		2:24.590	132.0
17	40.807		46.782	95.1	48.289		2:15.878	225.5	40	40.807		42.656	96.0	48.479		2:11.942	207.3
18	42.289		43.980	82.9	52.239		2:18.508	204.9	41	39.836		42.030	98.3	49.220		2:11.086	225.0
19	41.718		43.266	91.9	52.574		2:17.558	219.1	42	39.846		45.121	87.0	59.054		2:24.021	227.4
20	42.474		55.405	78.9	1:06.589		2:44.468	222.2	43	52.029		51.499	90.1	49.440		2:32.968	120.5
21	1:00.402		1:03.941	70.9	Pit In		3:19.848	119.7	44	39.699		46.132	87.0	49.711		2:15.542	220.9
22	Pit Out		54.241	77.7	55.001		59:55.099		45	39.298		<u>41.396</u>	101.0	<u>46.763</u>		<u>2:07.457</u>	221.8
23	45.362		45.218	86.3	49.149		2:19.729	173.1	46	48.165		58.000	78.5	Pit In		<u>3:10.179</u>	200.4

32 Nestor Moreno (ES)																	
lap	Sect-1	Speed	Sect-2	Speed	Sect-3	Speed	lap time	Top Speed	lap	Sect-1	Speed	Sect-2	Speed	Sect-3	Speed	lap time	Top Speed
1	Pit Out		1:00.389	81.8	1:02.938		3:02.234		15	50.602		52.730	87.0	59.131		2:42.463	161.7
2	51.180		52.401	87.5	57.204		2:40.785	149.4	16	50.308		54.262	83.0	Pit In		2:57.509	170.6
3	47.560		49.929	95.0	53.576		2:31.065	157.7	17	Pit Out		54.674	81.0	59.357		7:14.606	
4	44.122		47.533	<u>100.7</u>	<u>50.770</u>		2:22.425	165.4	18	48.143		51.765	82.7	57.244		2:37.152	170.1
5	1:08.203		1:00.575	90.5	Pit In		4:55.573	196.0	19	48.123		51.014	81.4	Pit In		3:07.616	163.6
6	Pit Out		59.367	78.8	1:05.402		26:37.944		20	Pit Out		59.052	83.5	59.457		07:15.215	
7	51.532		55.578	81.0	1:00.041		2:47.151	156.7	21	48.436		52.032	88.5	56.225		2:36.693	179.1
8	1:00.981		1:08.105	75.3	Pit In		3:26.096	152.5	22	46.167		47.821	90.2	53.011		2:26.999	<u>196.4</u>
9	Pit Out		1:03.127	80.7	Pit In		12:07.170		23	45.588		48.418	86.1	55.298		2:29.304	188.2
10	Pit Out		1:00.861	75.1	1:04.782		59:15.345		24	45.223		48.592	91.2	52.850		2:26.665	188.8
11	53.559		55.489	79.6	1:02.060		3:51.108	142.3	25	43.447		48.312	94.9	52.250		2:24.009	191.5
12	53.628		57.435	79.8	Pit In		2:02.937	156.1	26	43.325		<u>45.410</u>	97.8	51.366		<u>2:20.101</u>	183.7
13	Pit Out		1:03.704	71.1	Pit In		13:27.318		27	<u>42.899</u>		46.330	96.4	Pit In		2:47.427	194.2
14	Pit Out		55.100	82.3	1:02.582		00:41.494		28								

33 Miguel Exposito (ES)																	
lap	Sect-1	Speed	Sect-2	Speed	Sect-3	Speed	lap time	Top Speed	lap	Sect-1	Speed	Sect-2	Speed	Sect-3	Speed	lap time	Top Speed
1	Pit Out		54.086	78.0	57.729		2:45.772		24	57.315		52.395	109.1	50.267		2:39.977	188.5
2	44.105		47.805	88.8	51.746		2:23.656	197.8	25	38.909		45.577	82.2	Pit In		2:37.476	243.2
3	42.059		46.893	90.1	52.467		2:21.419	199.6	26	Pit Out		50.011	99.8	51.405		58:10.128	
4	43.409		44.961	96.6	51.384		2:19.754	172.2	27	39.779		41.531	<u>116.8</u>	48.207		2:09.517	231.3
5	43.051		46.762	95.2	49.360		2:19.173	190.1	28	40.567		41.015	107.4	48.341		2:09.923	235.8
6	41.097		43.525	105.4	49.537		2:14.159	229.3	29	<u>38.617</u>		41.261	104.5	48.009		2:07.887	238.4
7	49.307		56.705	85.8	Pit In		2:56.333	230.3	30	39.116		41.220	109.9	<u>47.662</u>		2:07.998	<u>246.0</u>
8	Pit Out		53.071	94.5	57.012		08:00.871		31	46.096		1:03.702	85.1	Pit In		3:02.814	244.9
9	44.000		43.936	110.7	49.477		2:17.413	204.9	32	Pit Out		52.170	91.8	53.637		16:27.093	
10	41.836		44.105	106.7	48.838		2:14.779	209.7	33	39.910		43.337	93.1	49.786		2:13.033	237.9
11	40.532		44.066	99.9	49.873		2:14.471	225.0	34	40.493		42.223	109.8	47.789		2:10.505	218.6



## Track Day AUTO - AIA - DRIVERS LEGION

Autódromo Internacional do Algarve

### Track Day AUTO - AIA - DRIVERS LEGION

28 November - 2 December 2018

Laps and Sector Times - 02-12-2018

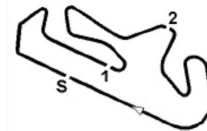
Autodromo Internacional Algarve - 4652 mtr.

12	40.616	45.949	106.3	49.085	2:15.650	218.6	35	39.509	43.798	107.8	48.605	2:11.912	220.9
13	44.253	50.600	91.8	54.768	2:29.621	222.2	36	46.326	53.062	106.6	59.576	2:38.964	225.9
14	41.447	43.670	105.4	48.535	2:13.652	222.2	37	1:05.597	1:03.133	77.0	Pit In	3:28.941	126.5
15	39.545	42.668	105.9	48.795	2:11.008	235.8	38	Pit Out	49.412	82.6	53.246	05:57.954	
16	58.628	56.990	88.2	Pit In	3:13.887	189.5	39	41.133	41.748	109.8	48.408	2:11.289	226.9
17	Pit Out	54.864	80.2	1:03.157	58:51.687		40	40.465	45.950	103.4	48.098	2:14.513	231.3
18	46.621	44.128	103.0	50.219	2:20.968	150.6	41	43.414	43.756	105.2	48.384	2:15.554	242.2
19	39.602	41.883	105.2	48.369	2:09.854	233.3	42	38.839	<u>40.781</u>	105.5	47.736	<u>2:07.356</u>	234.3
20	40.615	43.277	105.4	48.080	2:11.972	230.3	43	51.278	58.125	89.8	Pit In	2:57.181	239.5
21	39.351	42.912	105.9	48.062	2:10.325	239.5	44	Pit Out	44.071	114.3	48.312	3:47.305	
22	50.564	58.465	93.8	57.635	2:46.664	217.3	45	39.423	46.067	109.9	48.499	2:13.989	234.8
23	50.082	47.580	100.2	54.156	2:31.818	214.3	46	43.609	1:01.435	99.4	Pit In	2:53.090	227.4

34		Paulo Novaes (PT)															
lap	Sect-1	Speed	Sect-2	Speed	Sect-3	Speed	lap time	Top Speed	lap	Sect-1	Speed	Sect-2	Speed	Sect-3	Speed	lap time	Top Speed
1	Pit Out		55.948	96.5	54.175		2:41.142		22	Pit Out		49.236	90.7	55.491		5:39.816	
2	46.815		53.887	81.3	Pit In		2:42.520	191.5	23	45.629		48.535	92.6	53.352		2:27.516	194.6
3	Pit Out		48.311	96.8	59.106		14:44.083		24	44.703		48.172	99.6	54.100		2:26.975	195.7
4	58.119		1:05.957	68.1	Pit In		3:27.637	187.2	25	47.636		57.327	85.7	Pit In		3:15.738	193.5
5	Pit Out		50.045	91.1	54.797		05:36.360		26	Pit Out		51.856	70.6	56.116		01:54.991	
6	45.865		49.450	97.6	59.857		2:35.172	189.5	27	46.847		49.148	99.2	53.363		2:29.358	191.5
7	44.687		49.296	100.7	53.719		2:27.702	<u>197.4</u>	28	44.942		48.551	97.6	54.176		2:27.669	194.9
8	45.690		49.570	102.3	54.214		2:29.474	195.3	29	45.338		49.149	95.2	53.110		2:27.597	193.9
9	45.160		47.895	98.0	1:05.328		2:38.383	193.5	30	44.952		47.538	107.1	53.376		<u>2:25.866</u>	194.2
10	57.235		1:02.847	85.8	Pit In		3:12.137	140.8	31	<u>44.051</u>		48.379	102.7	53.854		2:26.284	<u>197.4</u>
11	Pit Out		50.594	85.8	56.367		57:16.051		32	45.577		48.936	92.7	55.439		2:29.952	190.8
12	46.617		49.032	94.9	Pit In		2:59.393	188.8	33	45.835		47.749	96.3	Pit In		2:52.431	195.3
13	Pit Out		48.651	95.5	53.560		7:18.990		34	Pit Out		59.899	70.6	1:07.603		07:44.334	
14	45.440		48.279	97.1	53.120		2:26.839	191.8	35	46.123		48.960	79.4	54.538		2:29.621	186.5
15	45.453		48.157	90.6	55.090		2:28.700	192.2	36	45.359		48.275	88.1	<u>52.867</u>		2:26.501	194.9
16	45.507		48.217	101.1	55.141		2:28.865	190.8	37	46.111		52.787	94.7	54.463		2:33.361	<u>197.4</u>
17	45.436		47.802	100.3	55.464		2:28.702	193.5	38	44.518		52.734	69.0	Pit In		3:04.697	194.2
18	46.651		1:02.465	67.0	Pit In		3:10.993	183.7	39	Pit Out		50.108	88.2	53.288		5:18.971	
19	Pit Out		52.096	87.8	55.465		56:57.978		40	46.605		<u>47.118</u>	109.2	53.883		2:27.606	191.8
20	46.139		48.873	86.7	54.694		2:29.706	193.2	41	44.619		49.425	<u>112.0</u>	Pit In		3:02.149	189.5
21	50.719		51.446	93.8	Pit In		3:04.551	195.7	42								

35		Mário Roque (PT)															
lap	Sect-1	Speed	Sect-2	Speed	Sect-3	Speed	lap time	Top Speed	lap	Sect-1	Speed	Sect-2	Speed	Sect-3	Speed	lap time	Top Speed
1	Pit Out		54.858	63.3	1:02.320		2:52.906		14	Pit Out		54.462	77.3	Pit In		00:34.588	
2	45.066		48.510	74.5	54.078		2:27.654	196.0	15	Pit Out		43.008	92.5	48.104		7:17.483	
3	48.625		50.355	71.7	Pit In		2:47.214	185.9	16	40.139		43.342	86.5	<u>46.426</u>		2:09.907	213.0
4	Pit Out		47.270	75.7	53.018		6:54.900		17	39.984		43.117	85.2	46.811		2:09.912	214.3
5	43.198		46.267	76.9	49.631		2:19.096	207.7	18	39.356		41.800	95.6	47.415		2:08.571	219.5
6	41.444		43.746	80.1	Pit In		2:40.552	213.4	19	39.453		41.727	87.6	46.546		<u>2:07.726</u>	213.9
7	Pit Out		45.842	80.7	51.266		07:57.530		20	45.349		58.448	82.4	Pit In		2:55.685	209.3
8	43.919		44.959	92.1	48.326		2:17.204	183.4	21	Pit Out		48.747	88.8	Pit In		03:11.658	
9	41.772		42.830	95.1	47.902		2:12.504	213.0	22	Pit Out		44.346	90.2	Pit In		5:29.578	
10	40.426		44.179	94.8	47.870		2:12.475	220.9	23	Pit Out		43.872	89.5	46.732		4:45.022	
11	40.102		46.043	93.8	55.137		2:21.282	213.0	24	<u>38.888</u>		<u>41.269</u>	96.8	Pit In		2:16.828	<u>224.5</u>
12	39.996		43.034	88.5	46.484		2:09.514	210.5	25	Pit Out		42.511	<u>97.9</u>	46.444		02:49.797	
13	39.668		49.262	82.6	Pit In		2:41.482	207.3	26								

36		Angelo Guerreiro (PT)															
lap	Sect-1	Speed	Sect-2	Speed	Sect-3	Speed	lap time	Top Speed	lap	Sect-1	Speed	Sect-2	Speed	Sect-3	Speed	lap time	Top Speed
1	Pit Out		51.593	72.8	53.289		2:32.966		24	Pit Out		44.495	86.7	48.202		4:42.537	
2	42.989		49.584	81.0	50.306		2:22.879	207.7	25	40.699		42.574	89.9	48.471		2:11.744	215.1
3	43.822		50.822	80.6	50.813		2:25.457	202.2	26	40.518		43.929	80.8	49.113		2:13.560	215.6
4	44.024		47.184	86.7	49.776		2:20.984	215.6	27	40.452		49.943	56.1	Pit In		3:13.589	215.6
5	44.127		44.350	84.6	50.656		2:19.133	177.0	28	Pit Out		45.094	71.1	51.544		02:04.544	
6	41.519		44.699	90.2	51.088		2:17.306	210.5	29	43.675		44.738	76.6	49.753		2:18.166	193.5
7	40.645		43.871	81.6	48.723		2:13.239	212.2	30	<u>40.198</u>		43.067	90.9	48.119		<u>2:11.384</u>	214.7
8	46.199		53.017	86.1	Pit In		2:59.609	209.3	31	40.455		42.762	85.6	49.808		2:13.025	214.3
9	Pit Out		44.865	90.6	49.496		08:33.564		32	40.740		43.001	83.9	48.406		2:12.147	213.9
10	43.763		43.450	90.0	48.068		2:15.281	208.5	33	43.089		43.104	92.3	<u>47.695</u>		2:13.888	210.5
11	41.431		44.386	94.1	49.598		2:15.415	216.9	34	40.717		43.749	85.7	47.868		2:12.334	<u>219.5</u>



## Track Day AUTO - AIA - DRIVERS LEGION

Autódromo Internacional do Algarve

### Track Day AUTO - AIA - DRIVERS LEGION

28 November - 2 December 2018

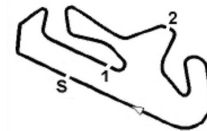
Laps and Sector Times - 02-12-2018

Autodromo Internacional Algarve - 4652 mtr.

12	43.054	45.985	87.6	49.990	2:19.029	181.5	35	41.024	42.589	85.7	47.982	2:11.595	215.6
13	41.115	42.515	90.6	48.714	2:12.344	217.7	36	44.525	49.154	83.0	Pit In	2:48.903	214.3
14	43.370	50.418	79.2	Pit In	2:35.461	218.6	37	Pit Out	43.917	85.1	48.329	05:50.488	
15	Pit Out	54.955	69.1	Pit In	02:50.508		38	40.512	45.594	72.1	50.148	2:16.254	210.1
16	Pit Out	46.443	78.4	50.137	7:24.425		39	41.867	42.482	90.9	48.784	2:13.133	202.6
17	41.514	45.438	82.2	50.430	2:17.382	200.7	40	40.439	43.447	81.0	48.137	2:12.023	210.9
18	41.139	44.015	88.7	48.216	2:13.370	202.2	41	40.358	43.261	85.9	48.150	2:11.769	212.6
19	40.648	44.197	87.0	47.842	2:12.687	215.6	42	40.647	52.801	76.8	Pit In	2:56.713	213.4
20	40.798	43.720	93.7	Pit In	2:24.279	217.3	43	Pit Out	45.732	78.2	48.751	5:02.588	
21	Pit Out	44.813	78.9	50.756	01:22.185		44	40.597	43.130	83.8	49.711	2:13.438	210.5
22	40.691	43.571	81.7	48.230	2:12.492	211.4	45	40.768	<u>42.035</u>	<u>94.3</u>	Pit In	2:33.599	212.6
23	43.425	52.320	77.0	Pit In	3:04.373	215.1	46						

37		Gonçalo Pinto (PT)															
lap	Sect-1	Speed	Sect-2	Speed	Sect-3	Speed	lap time	Top Speed	lap	Sect-1	Speed	Sect-2	Speed	Sect-3	Speed	lap time	Top Speed
1	Pit Out		59.455	85.4	1:04.156		3:00.848		22	Pit Out		47.370	81.8	51.233		5:29.227	
2	53.979		51.606	88.6	53.676		2:39.261	146.9	23	42.800		46.217	92.8	51.592		2:20.609	205.3
3	45.260		47.851	90.1	52.890		2:26.001	178.8	24	43.468		47.892	88.6	53.181		2:24.541	200.7
4	44.627		46.909	90.8	52.986		2:24.522	194.2	25	42.935		55.023	55.3	Pit In		3:17.972	204.9
5	44.218		46.800	94.7	52.822		2:23.840	189.1	26	Pit Out		56.262	73.4	57.409		02:04.496	
6	43.461		50.749	92.0	51.607		2:25.817	201.1	27	46.948		44.731	89.7	Pit In		2:32.418	173.9
7	44.189		52.532	78.7	Pit In		3:00.169	192.5	28	Pit Out		47.660	98.4	52.905		5:01.915	
8	Pit Out		54.414	81.6	55.569		07:59.259		29	44.286		45.963	88.5	49.788		2:20.037	206.1
9	46.097		47.212	91.4	53.306		2:26.615	165.6	30	41.303		44.413	99.1	49.455		2:15.171	205.3
10	43.191		46.573	87.3	51.295		2:21.059	195.7	31	41.594		45.846	93.3	49.327		2:16.767	203.8
11	42.855		46.413	94.9	51.966		2:21.234	<u>206.5</u>	32	41.109		43.191	96.0	Pit In		2:38.230	204.2
12	44.791		46.798	<u>103.3</u>	52.653		2:24.242	201.5	33	Pit Out		46.441	89.9	49.625		07:17.358	
13	44.812		1:10.654	58.1	Pit In		3:23.968	201.5	34	41.608		44.223	90.8	48.915		2:14.746	197.1
14	Pit Out		1:18.977	60.1	Pit In		02:36.625		35	<u>40.854</u>		45.429	94.7	49.061		2:15.344	200.4
15	Pit Out		53.077	82.8	55.181		7:40.987		36	41.121		43.849	95.4	48.536		2:13.506	202.2
16	45.477		48.445	82.4	52.642		2:26.564	179.7	37	40.931		<u>43.042</u>	99.4	48.720		<u>2:12.693</u>	204.2
17	43.767		46.487	89.3	51.872		2:22.126	204.2	38	42.521		1:42.671	46.8	Pit In		3:55.934	204.2
18	45.287		47.163	90.9	51.533		2:23.983	196.0	39	Pit Out		44.909	92.6	<u>48.387</u>		5:26.023	
19	57.879		1:13.746	64.6	Pit In		3:31.938	116.8	40	42.493		43.764	95.0	57.058		2:23.315	203.4
20	Pit Out		47.265	89.3	52.080		59:39.393		41	1:00.605		1:01.166	85.3	Pit In		3:09.815	106.1
21	46.526		50.746	85.6	Pit In		3:05.451	204.9	42								

38		Ricardo Barreto (PT)															
lap	Sect-1	Speed	Sect-2	Speed	Sect-3	Speed	lap time	Top Speed	lap	Sect-1	Speed	Sect-2	Speed	Sect-3	Speed	lap time	Top Speed
1	Pit Out		53.323	81.3	52.770		6:40.653		30	40.970		44.775	89.8	48.243		2:13.988	195.7
2	47.083		45.509	87.0	51.952		2:24.544	189.8	31	42.799		43.327	92.2	48.265		2:14.391	205.3
3	42.444		45.287	92.5	48.857		2:16.588	191.8	32	40.374		43.199	93.8	48.062		2:11.635	209.7
4	40.538		43.213	93.2	48.132		2:11.883	209.7	33	40.922		43.381	94.2	48.037		2:12.340	210.1
5	40.542		43.755	89.9	48.002		2:12.299	208.5	34	47.045		1:04.703	78.5	59.774		2:51.522	206.5
6	40.468		43.524	87.5	47.955		2:11.947	208.5	35	47.068		53.551	79.8	56.614		2:37.233	177.0
7	40.593		43.285	90.8	48.788		2:12.666	210.9	36	41.619		43.959	89.0	48.133		2:13.711	193.5
8	40.739		43.877	92.5	47.821		2:12.437	204.9	37	40.410		43.921	94.2	48.252		2:12.583	209.3
9	41.933		45.529	91.4	48.634		2:16.096	209.7	38	56.796		1:10.261	63.7	Pit In		3:29.166	174.5
10	51.082		57.107	84.0	Pit In		3:12.654	156.5	39	Pit Out		50.325	83.9	51.928		55:29.307	
11	Pit Out		50.584	82.9	53.503		00:50.911		40	46.939		46.217	87.3	48.871		2:22.027	180.9
12	45.296		46.311	81.8	48.881		2:20.488	174.2	41	41.800		44.241	89.1	48.218		2:14.259	208.1
13	42.673		46.119	95.2	50.008		2:18.800	212.2	42	47.459		49.490	77.5	Pit In		2:43.283	210.1
14	43.335		45.385	96.5	47.933		2:16.653	183.7	43	Pit Out		45.162	88.5	48.312		3:28.682	
15	40.086		44.424	97.6	48.067		2:12.577	<u>214.7</u>	44	40.796		43.581	88.0	47.869		2:12.246	203.8
16	40.088		43.325	96.6	<u>47.639</u>		2:11.052	213.0	45	40.771		44.338	90.8	48.113		2:13.222	206.5
17	40.042		44.026	97.7	47.917		2:11.985	210.9	46	40.713		1:01.034	73.6	59.195		2:40.942	206.5
18	40.188		<u>43.004</u>	<u>100.4</u>	47.698		<u>2:10.890</u>	206.1	47	46.378		49.558	82.1	Pit In		2:51.635	172.5
19	1:02.605		1:11.149	63.5	Pit In		3:41.463	208.9	48	Pit Out		52.230	83.3	54.106		06:18.725	
20	Pit Out		52.384	81.3	53.717		57:54.264		49	45.043		45.673	88.5	50.319		2:21.035	174.8
21	44.852		44.897	86.9	49.841		2:19.590	170.1	50	42.547		44.804	88.7	51.659		2:19.010	194.2
22	41.252		43.631	90.3	47.890		2:12.773	199.3	51	41.171		44.148	93.1	49.485		2:14.804	204.2
23	40.010		43.487	89.3	48.293		2:11.790	210.1	52	41.227		44.548	88.5	53.182		2:18.957	204.2
24	40.458		43.521	93.4	48.835		2:12.814	211.4	53	42.309		44.225	92.2	49.285		2:15.819	202.2
25	40.117		43.331	92.7	48.057		2:11.505	<u>214.7</u>	54	40.840		43.360	92.2	48.524		2:12.724	204.9
26	<u>39.851</u>		43.281	87.5	48.396		2:11.528	210.1	55	40.876		43.482	94.0	48.827		2:13.185	208.5
27	49.675		57.176	88.5	Pit In		2:57.208	161.4	56	41.288		43.977	96.3	48.756		2:14.021	206.5



## Track Day AUTO - AIA - DRIVERS LEGION

Autódromo Internacional do Algarve

**Track Day AUTO - AIA - DRIVERS LEGION**

28 November - 2 December 2018

**Laps and Sector Times - 02-12-2018**

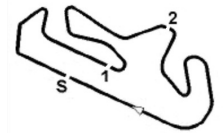
Autodromo Internacional Algarve - 4652 mtr.

28	Pit Out	51.507	83.6	53.201	02:06.497	57	44.512	49.902	84.6	Pit In	2:47.679	206.1
29	45.724	46.548	86.3	49.546	2:21.818	164.6	58					

39 David Ribeiro (PT)																	
lap	Sect-1	Speed	Sect-2	Speed	Sect-3	Speed	lap time	Top Speed	lap	Sect-1	Speed	Sect-2	Speed	Sect-3	Speed	lap time	Top Speed
1	Pit Out		54.732	77.4	53.170		2:40.510		22	39.395		41.922	89.7	46.193		2:07.510	212.2
2	44.722		48.510	83.5	49.842		2:23.074	166.9	23	<u>39.136</u>		44.445	105.1	Pit In		2:27.992	215.1
3	41.757		43.885	89.5	48.357		2:13.999	193.9	24	Pit Out		45.812	85.0	Pit In		19:12.292	
4	41.249		45.460	94.2	Pit In		2:22.918	206.5	25	Pit Out		45.088	101.9	48.964		23:42.454	
5	Pit Out		48.728	77.5	48.146		12:31.777		26	40.391		42.046	92.5	46.725		2:09.162	206.9
6	40.970		42.517	82.8	46.968		2:10.455	215.6	27	41.476		<u>41.077</u>	<u>109.4</u>	47.635		2:10.188	216.4
7	42.354		42.189	93.0	47.158		2:11.701	217.7	28	40.650		41.557	98.0	47.813		2:10.020	217.3
8	40.128		41.725	92.1	46.609		2:08.462	213.4	29	40.410		43.009	99.0	47.493		2:10.912	214.7
9	39.732		41.765	100.0	46.481		2:07.978	214.7	30	40.567		41.918	102.7	47.410		2:09.895	213.0
10	39.806		41.913	87.4	Pit In		2:19.796	216.4	31	39.573		42.340	85.2	47.964		2:09.877	215.1
11	Pit Out		45.611	90.1	47.600		06:53.243		32	40.706		43.334	79.5	48.770		2:12.810	<u>218.2</u>
12	40.780		42.102	96.8	49.086		2:11.968	209.7	33	41.355		43.794	96.9	47.413		2:12.562	196.0
13	40.248		41.987	93.2	<u>46.109</u>		2:08.344	206.1	34	41.124		43.867	82.7	Pit In		2:21.205	213.0
14	39.973		41.916	89.1	46.421		2:08.310	216.9	35	Pit Out		44.576	85.4	48.770		45:50.168	
15	39.355		41.424	99.4	46.595		<u>2:07.374</u>	216.4	36	41.972		43.440	84.2	48.079		2:13.491	201.9
16	42.935		47.152	77.9	55.018		2:25.105	<u>218.2</u>	37	40.713		42.933	96.0	48.302		2:11.948	204.2
17	39.945		42.472	87.2	1:01.518		2:23.935	212.6	38	42.368		43.242	86.7	Pit In		2:20.470	205.7
18	50.243		48.439	85.8	52.149		2:30.831	139.9	39	Pit Out		42.783	86.4	47.633		3:49.699	
19	49.206		51.343	84.6	50.894		2:31.443	161.2	40	41.034		42.583	92.7	54.528		2:18.145	208.1
20	41.110		42.857	86.9	Pit In		2:18.733	193.2	41	41.092		44.510	84.4	Pit In		2:26.799	204.5
21	Pit Out		46.675	87.9	48.628		57:30.565		42	Pit Out		42.943	86.2	Pit In		7:07.609	

40 João Silva (PT)																	
lap	Sect-1	Speed	Sect-2	Speed	Sect-3	Speed	lap time	Top Speed	lap	Sect-1	Speed	Sect-2	Speed	Sect-3	Speed	lap time	Top Speed
1	Pit Out		50.207	87.7	49.752		2:33.919		30	Pit Out		47.655	83.0	55.012		14:05.486	
2	42.173		44.721	97.6	49.527		2:16.421	208.1	31	42.950		45.986	95.6	49.336		2:18.272	209.3
3	43.309		44.603	97.5	49.281		2:17.193	200.4	32	40.350		43.530	90.2	48.298		2:12.178	<u>219.5</u>
4	41.424		43.878	95.4	48.710		2:14.012	208.5	33	42.604		45.805	90.2	48.321		2:16.730	218.6
5	40.655		43.612	91.8	48.772		2:13.039	211.8	34	45.011		44.834	90.8	48.974		2:18.819	216.0
6	42.347		46.638	98.0	50.192		2:19.177	206.1	35	41.050		43.498	92.8	47.903		2:12.451	213.4
7	40.462		43.187	95.8	51.330		2:14.979	214.3	36	48.335		54.429	82.9	57.072		2:39.836	216.9
8	41.147		43.431	86.7	49.045		2:13.623	200.7	37	45.426		45.662	85.5	51.077		2:22.165	165.1
9	42.602		44.782	99.6	51.793		2:19.177	202.2	38	41.060		43.932	89.3	Pit In		2:29.643	211.4
10	53.057		54.471	86.3	Pit In		3:15.120	132.7	39	Pit Out		47.769	83.6	49.269		07:33.674	
11	Pit Out		50.406	83.1	49.917		00:36.815		40	41.165		43.876	91.7	48.876		2:13.917	209.3
12	40.784		44.430	<u>100.1</u>	48.599		2:13.813	211.4	41	40.999		43.874	91.8	48.578		2:13.451	217.3
13	42.698		53.007	83.5	52.195		2:27.900	211.4	42	41.677		43.497	93.4	53.013		2:18.187	205.7
14	40.788		43.600	99.1	Pit In		2:26.423	213.4	43	50.439		53.108	81.3	59.410		2:42.957	149.8
15	Pit Out		43.925	92.4	48.650		3:12.942		44	45.940		46.562	83.9	49.352		2:21.854	148.8
16	41.238		46.336	97.0	49.447		2:17.021	215.1	45	40.622		43.417	93.1	55.049		2:19.088	212.2
17	40.905		44.083	93.7	48.263		2:13.251	214.3	46	51.056		58.752	71.6	Pit In		3:00.696	213.0
18	<u>40.248</u>		45.157	90.7	Pit In		2:31.840	216.0	47	Pit Out		52.547	82.2	51.597		28:02.206	
19	Pit Out		48.024	97.0	51.233		01:04.985		48	41.859		44.469	89.6	49.210		2:15.538	208.5
20	43.497		45.743	78.1	49.636		2:18.876	191.2	49	41.346		43.959	92.0	48.113		2:13.418	210.1
21	40.535		43.477	96.6	49.717		2:13.729	214.3	50	40.702		44.760	89.5	49.718		2:15.180	211.4
22	41.732		43.181	93.8	48.628		2:13.541	211.8	51	42.956		44.002	89.0	48.665		2:15.623	206.9
23	40.868		43.248	94.1	48.074		2:12.190	216.4	52	42.640		43.241	94.3	48.115		2:13.996	186.9
24	42.037		43.851	94.2	48.540		2:14.428	214.3	53	40.709		43.434	93.9	Pit In		2:37.288	210.9
25	41.413		44.396	92.4	48.095		2:13.904	211.4	54	Pit Out		45.572	90.3	49.555		15:36.214	
26	45.268		50.177	87.7	49.115		2:24.560	215.6	55	41.591		45.004	89.4	1:01.946		2:28.541	207.3
27	42.720		45.543	86.9	49.471		2:17.734	193.5	56	51.073		48.534	93.0	49.830		2:29.437	135.8
28	40.710		<u>42.940</u>	95.1	<u>47.892</u>		<u>2:11.542</u>	214.7	57	41.305		44.080	96.6	49.235		2:14.620	208.9
29	49.623		56.949	85.2	Pit In		3:31.341	193.2	58	56.453		1:15.503	61.2	Pit In		3:45.680	144.8

41 Miguel Freitas (PT)																	
lap	Sect-1	Speed	Sect-2	Speed	Sect-3	Speed	lap time	Top Speed	lap	Sect-1	Speed	Sect-2	Speed	Sect-3	Speed	lap time	Top Speed
1	Pit Out		42.651	86.0	47.844		2:11.466		10	38.207		40.139	112.3	<u>46.511</u>		<u>2:04.857</u>	242.7
2	39.639		40.781	103.1	46.585		2:07.005	216.0	11	<u>37.992</u>		40.130	103.1	47.354		2:05.476	<u>250.0</u>
3	38.464		40.703	108.0	Pit In		2:19.774	241.1	12	38.416		40.812	105.8	47.428		2:06.656	242.2
4	Pit Out		46.591	95.0	49.175		5:34.598		13	49.493		57.248	93.1	Pit In		2:57.770	241.6
5	38.708		40.178	105.8	47.159		2:06.045	247.7	14	Pit Out		43.261	80.4	46.828		47:08.905	



## Track Day AUTO - AIA - DRIVERS LEGION

Autódromo Internacional do Algarve

### Track Day AUTO - AIA - DRIVERS LEGION

28 November - 2 December 2018

Laps and Sector Times - 02-12-2018

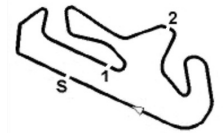
Autodromo Internacional Algarve - 4652 mtr.

6	38.842	40.694	97.3	47.669	2:07.205	224.1	15	38.016	40.234	110.4	46.664	2:04.914	243.8
7	38.911	40.697	98.2	47.527	2:07.135	234.8	16	38.120	<u>39.593</u>	<u>115.4</u>	48.613	2:06.326	232.3
8	53.511	1:00.057	83.2	Pit In	3:19.235	195.3	17	49.764	48.525	92.1	Pit In	2:39.511	153.2
9	Pit Out	42.987	92.5	47.207	59:24.420		18						

42 Edgar Gonçalves (PT)																	
lap	Sect-1	Speed	Sect-2	Speed	Sect-3	Speed	lap time	Top Speed	lap	Sect-1	Speed	Sect-2	Speed	Sect-3	Speed	lap time	Top Speed
1	Pit Out		50.706	75.7	54.815		2:40.465		28	42.867		46.064	84.2	58.285		2:27.216	205.7
2	44.066		47.168	79.5	52.127		2:23.361	197.8	29	43.228		43.497	94.0	48.893		2:15.618	184.6
3	42.668		48.079	82.9	51.385		2:22.132	207.7	30	42.143		43.139	98.5	50.176		2:15.458	213.9
4	42.839		46.962	85.7	51.114		2:20.915	205.3	31	41.220		43.314	95.1	49.169		2:13.703	210.1
5	42.516		45.706	90.9	51.178		2:19.400	207.7	32	45.771		1:02.035	53.8	Pit In		3:06.124	<u>214.7</u>
6	43.233		46.089	86.5	Pit In		2:29.272	208.1	33	Pit Out		49.610	89.0	55.754		12:35.883	
7	Pit Out		49.454	83.9	55.038		08:49.935		34	43.669		45.307	89.2	50.536		2:19.512	179.7
8	42.860		45.274	87.2	50.452		2:18.586	206.9	35	41.549		44.459	97.8	51.026		2:17.034	206.9
9	41.296		44.158	87.4	<u>48.711</u>		2:14.165	208.5	36	41.375		46.486	85.9	51.046		2:18.907	212.6
10	<u>40.622</u>		44.173	98.8	Pit In		2:24.266	<u>214.7</u>	37	42.132		44.055	91.4	49.897		2:16.084	213.9
11	Pit Out		44.619	97.2	53.970		4:18.873		38	1:00.852		1:14.704	62.5	Pit In		3:51.600	164.6
12	52.274		53.789	69.9	Pit In		3:05.022	132.4	39	Pit Out		1:19.263	47.5	Pit In		44:32.509	
13	Pit Out		59.123	75.9	1:03.530		57:10.015		40	Pit Out		53.120	74.3	1:03.261		8:47.910	
14	50.141		51.049	79.6	Pit In		2:56.207	179.7	41	44.751		47.564	94.7	50.498		2:22.813	185.2
15	Pit Out		46.564	82.3	50.502		8:05.179		42	42.871		48.062	80.3	52.874		2:23.807	209.3
16	40.935		45.670	90.6	50.771		2:17.376	211.4	43	44.594		46.497	86.6	Pit In		2:30.967	180.0
17	40.941		43.793	94.6	49.712		2:14.446	210.9	44	Pit Out		54.902	91.5	54.527		4:58.745	
18	40.915		48.042	80.4	Pit In		2:32.482	208.9	45	45.507		49.322	86.7	Pit In		2:34.730	178.8
19	Pit Out		52.611	89.0	55.190		01:34.916		46	Pit Out		48.317	84.4	52.837		4:05.268	
20	44.313		47.542	84.8	51.021		2:22.876	205.7	47	44.368		49.317	81.9	Pit In		2:33.607	196.0
21	40.742		44.259	99.6	50.452		2:15.453	211.8	48	Pit Out		51.296	80.9	54.360		8:11.614	
22	1:07.661		56.487	78.9	Pit In		3:18.599	100.3	49	45.749		48.175	85.2	54.102		2:28.026	186.9
23	Pit Out		44.324	100.9	50.019		4:54.910		50	47.209		50.472	84.8	Pit In		2:35.783	170.9
24	40.641		<u>43.018</u>	<u>103.0</u>	48.904		<u>2:12.563</u>	211.8	51	Pit Out		50.870	74.1	1:00.136		3:50.436	
25	40.667		43.254	94.7	49.008		2:12.929	213.0	52	47.015		52.010	89.7	Pit In		2:42.695	173.4
26	56.181		54.354	90.4	Pit In		3:05.478	147.9	53	Pit Out		51.749	86.7	54.343		4:40.157	
27	Pit Out		52.448	82.3	54.496		00:34.976		54	48.373		49.568	86.5	Pit In		2:39.575	172.8

43 Rui Alves (PT)																	
lap	Sect-1	Speed	Sect-2	Speed	Sect-3	Speed	lap time	Top Speed	lap	Sect-1	Speed	Sect-2	Speed	Sect-3	Speed	lap time	Top Speed
1	Pit Out		55.950	80.0	1:04.636		2:58.687		16	44.389		46.657	92.9	51.667		2:22.713	203.0
2	48.161		48.624	92.8	55.621		2:32.406	146.7	17	43.748		46.270	89.6	52.288		2:22.306	202.6
3	45.743		49.940	62.0	57.362		2:33.045	198.2	18	43.540		46.891	90.9	52.232		2:22.663	204.2
4	53.521		50.759	85.4	55.862		2:40.142	164.1	19	43.546		46.182	90.5	51.516		2:21.244	201.9
5	49.599		1:11.635	70.2	1:00.432		3:01.666	194.9	20	43.895		47.278	91.5	Pit In		2:47.048	205.3
6	46.946		49.040	87.6	56.761		2:32.747	192.9	21	Pit Out		47.400	90.7	52.868		08:42.782	
7	49.282		1:05.228	70.2	Pit In		3:34.622	161.0	22	44.049		46.364	95.4	52.844		2:23.257	200.4
8	Pit Out		49.578	87.8	53.191		07:24.289		23	42.975		45.218	95.2	53.523		2:21.716	205.3
9	43.772		48.679	87.4	53.196		2:25.647	200.7	24	49.487		47.737	93.1	51.499		2:28.723	198.5
10	44.072		48.676	78.2	53.021		2:25.769	186.5	25	43.010		45.360	90.1	51.996		2:20.366	204.5
11	44.089		48.225	88.1	51.038		2:23.352	206.1	26	43.347		46.309	93.4	50.651		2:20.307	197.4
12	43.409		46.228	92.8	51.583		2:21.220	<u>206.9</u>	27	42.695		<u>44.800</u>	97.1	<u>50.449</u>		<u>2:17.944</u>	203.4
13	41:13.751		50.225	85.2	54.259		42:58.235	137.6	28	<u>42.148</u>		45.294	<u>98.8</u>	51.003		2:18.445	204.2
14	45.358		46.949	86.3	53.439		2:25.746	193.5	29	1:06.054		1:20.292	45.5	Pit In		4:05.959	159.3
15	50.155		56.754	94.7	53.652		2:40.561	193.2	30								

44 Paulo Antunes (PT)																	
lap	Sect-1	Speed	Sect-2	Speed	Sect-3	Speed	lap time	Top Speed	lap	Sect-1	Speed	Sect-2	Speed	Sect-3	Speed	lap time	Top Speed
1	Pit Out		54.669	78.4	52.530		2:41.879		20	43.527		56.879	77.2	1:05.588		2:45.994	216.0
2	42.723		46.149	90.0	49.007		2:17.879	203.4	21	1:08.344		1:05.107	72.0	59.666		3:13.117	97.0
3	44.409		46.915	94.4	48.290		2:19.614	219.5	22	55.058		1:00.938	81.0	Pit In		3:03.384	181.8
4	41.074		45.305	81.0	50.612		2:16.991	220.4	23	Pit Out		58.319	78.5	1:04.617		22:39.600	
5	41.292		43.974	100.5	47.982		2:13.248	221.8	24	42.831		43.136	93.1	49.985		2:15.952	208.5
6	40.560		43.783	86.4	49.835		2:14.178	221.3	25	54.678		49.604	91.8	49.765		2:34.047	221.8
7	40.363		44.162	99.6	47.875		2:12.400	219.1	26	47.099		42.695	<u>100.8</u>	48.797		2:18.591	191.2
8	54.715		1:01.687	76.0	Pit In		3:11.504	203.0	27	43.183		45.479	94.3	48.206		2:16.868	183.4
9	Pit Out		51.886	88.5	49.442		03:05.452		28	40.360		42.684	99.2	47.606		2:10.650	220.4
10	40.819		43.746	90.5	47.839		2:12.404	217.7	29	42.351		58.570	68.4	1:08.619		2:49.540	<u>223.6</u>
11	40.794		44.368	89.8	47.912		2:13.074	220.9	30	53.306		43.906	95.7	Pit In		2:57.596	122.6



## Track Day AUTO - AIA - DRIVERS LEGION

Autódromo Internacional do Algarve

### Track Day AUTO - AIA - DRIVERS LEGION

28 November - 2 December 2018

Laps and Sector Times - 02-12-2018

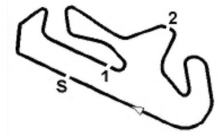
Autodromo Internacional Algarve - 4652 mtr.

12	41.086	43.604	95.2	47.883	2:12.573	213.4	31	Pit Out	56.901	92.9	54.588	07:55.224	
13	40.461	43.607	99.1	47.582	2:11.650	221.3	32	40.624	42.769	95.5	48.528	2:11.921	217.7
14	40.437	45.118	86.7	48.172	2:13.727	220.9	33	40.316	43.940	98.0	<u>47.339</u>	2:11.595	219.5
15	53.188	59.208	77.4	Pit In	3:10.177	198.9	34	44.189	42.404	90.0	50.520	2:17.113	213.0
16	Pit Out	52.003	89.6	52.801	05:00.665		35	<u>39.508</u>	42.962	92.5	48.126	<u>2:10.596</u>	220.9
17	41.688	45.008	83.5	48.465	2:15.161	207.3	36	50.205	1:03.941	78.8	1:11.376	3:05.522	220.9
18	43.072	42.671	97.5	47.452	2:13.195	211.8	37	59.675	43.700	96.3	1:06.782	2:50.157	102.8
19	40.374	<u>42.354</u>	98.8	49.267	2:11.995	220.4	38	1:01.440	1:05.188	80.8	Pit In	<u>3:26.475</u>	109.8

45		Rui Rijo (PT)															
lap	Sect-1	Speed	Sect-2	Speed	Sect-3	Speed	lap time	Top Speed	lap	Sect-1	Speed	Sect-2	Speed	Sect-3	Speed	lap time	Top Speed
1	Pit Out		46.372	79.5	52.362		2:30.578		13	40.440		42.445	99.0	<u>48.077</u>		<u>2:10.962</u>	220.0
2	42.180		43.027	104.8	48.769		2:13.976	200.4	14	40.847		43.347	99.9	48.645		2:12.839	219.5
3	41.066		42.794	102.3	49.033		2:12.893	203.4	15	40.955		43.227	<u>106.5</u>	49.827		2:14.009	226.4
4	43.256		43.641	104.2	49.536		2:16.433	183.7	16	<u>40.296</u>		1:02.754	49.2	53.908		2:36.958	230.8
5	41.149		43.087	91.8	48.803		2:13.039	210.1	17	44.093		48.992	95.2	Pit In		<u>2:42.779</u>	188.5
6	41.922		46.511	100.0	48.096		2:16.529	213.9	18	Pit Out		53.223	88.7	55.590		<u>00:27.367</u>	
7	57.522		44.303	95.7	48.901		2:30.726	205.3	19	46.208		43.609	101.2	49.072		2:18.889	227.4
8	43.530		43.889	101.7	49.856		2:17.275	200.7	20	41.219		44.288	86.1	50.322		2:15.829	213.0
9	55.999		1:02.376	80.0	Pit In		3:16.892	210.5	21	40.682		<u>42.131</u>	103.8	49.421		2:12.234	229.3
10	Pit Out		47.501	88.5	53.509		<u>00:38.027</u>		22	41.023		43.096	104.7	49.092		2:13.211	228.3
11	49.883		44.286	101.8	48.730		2:22.899	219.1	23	48.978		56.765	67.9	Pit In		<u>2:46.119</u>	214.3
12	40.405		44.798	94.2	49.442		2:14.645	<u>236.3</u>	24								

46		André Cunha (PT)															
lap	Sect-1	Speed	Sect-2	Speed	Sect-3	Speed	lap time	Top Speed	lap	Sect-1	Speed	Sect-2	Speed	Sect-3	Speed	lap time	Top Speed
1	Pit Out		55.813	78.0	1:00.586		2:47.269		22	39.821		40.850	105.9	46.921		2:07.592	225.0
2	45.812		50.104	86.5	53.043		2:28.959	198.5	23	38.667		<u>40.829</u>	<u>108.3</u>	46.755		2:06.251	220.9
3	42.208		47.959	88.7	51.107		2:21.274	222.2	24	41.686		50.923	79.2	46.231		2:42.634	222.7
4	43.958		45.811	92.5	51.419		2:21.188	225.5	25	Pit Out		43.683	104.8	46.231		7:57.086	
5	42.414		47.272	91.1	51.324		2:21.010	224.1	26	<u>38.517</u>		41.052	101.5	<u>46.012</u>		<u>2:05.581</u>	<u>227.4</u>
6	43.371		47.125	93.4	50.743		2:21.239	196.0	27	38.769		55.126	80.1	Pit In		3:03.847	226.4
7	41.515		47.249	90.7	Pit In		2:38.241	222.7	28	Pit Out		47.257	83.3	51.148		<u>02:28.125</u>	
8	Pit Out		49.698	79.2	54.890		<u>09:17.098</u>		29	41.841		46.330	92.9	50.191		2:18.362	218.6
9	45.576		44.396	87.7	50.901		2:20.873	210.5	30	42.301		46.137	87.7	Pit In		2:25.364	225.0
10	41.899		46.280	93.5	49.477		2:17.656	201.5	31	Pit Out		46.502	84.9	51.337		5:40.777	
11	41.239		44.809	91.1	Pit In		2:43.040	222.7	32	40.852		44.721	91.4	49.244		2:14.817	224.1
12	Pit Out		44.259	97.8	51.022		2:53.090		33	42.081		45.741	80.7	50.752		2:18.574	207.7
13	47.973		53.193	95.6	Pit In		2:43.319	170.6	34	40.546		46.478	87.7	Pit In		2:30.516	224.1
14	Pit Out		1:18.515	56.2	1:22.747		58:47.008		35	Pit Out		43.821	100.3	52.637		<u>06:05.145</u>	
15	1:13.136		1:11.386	81.5	Pit In		3:27.821	95.9	36	40.533		43.090	86.7	47.318		2:10.941	208.1
16	Pit Out		45.678	91.1	49.462		6:56.329		37	43.217		41.586	104.8	47.824		2:12.627	207.7
17	43.123		43.838	85.1	47.981		2:14.942	208.5	38	39.367		43.077	98.2	Pit In		2:36.022	220.9
18	42.134		42.740	100.5	48.249		2:13.123	201.1	39	Pit Out		46.441	80.6	50.413		11:00.290	
19	40.228		42.978	102.8	51.435		2:14.641	223.6	40	42.038		45.434	83.2	52.773		2:20.245	216.0
20	40.110		41.922	104.0	Pit In		2:30.822	220.9	41	49.555		49.446	89.9	Pit In		2:41.639	150.0
21	Pit Out		45.500	104.4	47.044		58:16.992		42								

47		Filipe Duarte (PT)															
lap	Sect-1	Speed	Sect-2	Speed	Sect-3	Speed	lap time	Top Speed	lap	Sect-1	Speed	Sect-2	Speed	Sect-3	Speed	lap time	Top Speed
1	Pit Out		53.095	81.8	56.579		2:39.616		25	45.439		47.338	96.2	53.575		2:26.352	192.2
2	46.740		50.298	89.8	Pit In		3:18.282	185.2	26	50.151		50.936	85.0	1:02.688		2:43.775	192.5
3	Pit Out		51.051	85.2	57.676		18:53.591		27	46.228		48.877	90.7	56.762		2:31.867	185.2
4	47.084		49.048	92.5	55.116		2:31.248	177.6	28	45.814		49.824	89.5	Pit In		2:52.307	191.5
5	46.717		50.582	85.8	55.313		2:32.612	177.3	29	Pit Out		50.213	87.2	55.029		58:30.475	
6	47.183		50.542	83.3	55.863		2:33.588	184.9	30	45.779		52.192	88.2	53.399		2:31.370	189.8
7	47.462		50.737	<u>105.4</u>	57.456		2:35.655	177.0	31	45.419		48.081	89.0	54.784		2:28.284	191.5
8	46.244		49.083	87.9	53.422		2:28.749	191.2	32	45.527		48.468	94.4	56.043		2:30.038	189.1
9	46.570		49.311	90.6	58.553		2:34.434	191.2	33	47.136		48.465	94.2	54.314		2:29.915	184.9
10	50.464		53.588	82.5	Pit In		3:04.711	156.5	34	48.468		52.316	95.7	53.574		2:34.358	185.9
11	Pit Out		49.325	93.2	55.696		58:39.149		35	46.355		1:16.582	69.1	Pit In		3:47.774	189.1
12	47.110		49.320	92.7	54.856		2:31.286	189.8	36	Pit Out		50.075	90.8	54.648		6:17.132	
13	47.645		49.000	93.1	54.167		2:30.812	185.2	37	46.662		48.839	92.2	54.178		2:29.679	185.2
14	46.152		48.994	86.4	55.015		2:30.161	180.3	38	46.839		51.212	90.2	Pit In		2:55.681	157.7
15	45.354		48.834	86.0	54.402		2:28.590	189.8	39	Pit Out		56.225	84.0	Pit In		32:56.298	
16	45.373		48.735	92.1	54.732		2:28.840	190.1	40	Pit Out		44.980	98.5	<u>50.084</u>		2:42.188	



## Track Day AUTO - AIA - DRIVERS LEGION

Autódromo Internacional do Algarve

### Track Day AUTO - AIA - DRIVERS LEGION

28 November - 2 December 2018

Laps and Sector Times - 02-12-2018

Autodromo Internacional Algarve - 4652 mtr.

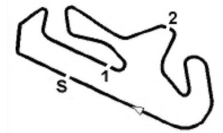
17	45.963	49.566	93.1	54.242	2:29.771	181.8	41	42.710	45.415	97.9	50.886	2:19.011	194.2
18	48.180	49.763	92.1	53.938	2:31.881	162.9	42	42.460	45.678	105.2	50.506	2:18.644	<u>197.1</u>
19	45.270	48.525	90.9	Pit In	2:38.407	191.2	43	<u>42.410</u>	<u>44.655</u>	103.1	50.289	<u>2:17.354</u>	194.6
20	Pit Out	49.358	80.2	55.809	59:39.100		44	42.770	45.714	93.1	51.785	2:20.269	189.8
21	51.726	49.705	96.3	53.865	2:35.296	187.8	45	42.874	45.604	94.7	51.399	2:19.877	192.9
22	49.134	48.143	93.3	53.628	2:30.905	175.9	46	43.743	44.899	102.3	51.355	2:19.997	187.8
23	47.902	49.615	79.3	54.550	2:32.067	182.4	47	44.152	46.254	85.9	Pit In	2:43.717	187.8
24	46.267	50.291	83.9	57.156	2:33.714	192.5	48						

48		André Coelho (PT)															
lap	Sect-1	Speed	Sect-2	Speed	Sect-3	Speed	lap time	Top Speed	lap	Sect-1	Speed	Sect-2	Speed	Sect-3	Speed	lap time	Top Speed
1	Pit Out		49.044	97.1	54.162		2:28.628		18	45.402		47.574	100.2	52.935		2:25.911	187.2
2	55.796		1:10.903	61.8	Pit In		3:56.728	174.5	19	45.472		48.060	98.4	52.208		2:25.740	184.6
3	Pit Out		52.398	96.9	55.008		17:12.127		20	44.981		47.877	92.9	52.619		2:25.477	186.5
4	46.078		48.732	91.0	54.098		2:28.908	189.8	21	46.129		47.234	94.9	52.316		2:25.679	177.9
5	45.006		48.888	92.2	53.564		2:27.458	186.5	22	48.941		55.531	90.5	Pit In		2:59.233	171.4
6	45.750		48.478	98.4	53.272		2:27.500	184.0	23	Pit Out		50.111	88.3	54.929		59:28.553	
7	46.275		47.702	97.6	53.997		2:27.974	184.0	24	45.924		50.624	96.9	52.263		2:28.811	178.5
8	46.010		48.533	98.5	53.545		2:28.088	185.2	25	45.053		47.851	96.2	53.234		2:26.138	188.5
9	45.429		1:04.565	88.3	Pit In		3:00.900	180.9	26	<u>44.529</u>		47.525	97.3	52.833		<u>2:24.887</u>	187.8
10	Pit Out		49.206	97.2	53.947		01:45.731		27	45.846		47.124	95.9	<u>51.934</u>		2:24.904	180.3
11	45.442		47.886	86.5	54.697		2:28.025	190.5	28	44.969		47.974	98.2	55.411		2:28.354	187.8
12	45.930		47.603	97.2	52.566		2:26.099	<u>191.5</u>	29	44.913		1:07.573	67.4	Pit In		3:30.874	182.4
13	45.419		47.805	90.4	53.208		2:26.432	189.8	30	Pit Out		49.983	93.2	1:04.694		5:12.074	
14	45.347		47.513	95.5	Pit In		2:37.472	183.7	31	48.882		<u>47.087</u>	<u>100.4</u>	52.418		2:28.387	152.1
15	Pit Out		52.684	84.9	54.599		12:05.349		32	44.673		48.900	95.1	52.033		2:25.606	185.9
16	46.376		48.241	91.7	52.399		2:27.016	175.3	33	44.581		47.627	91.8	Pit In		3:02.602	187.8
17	45.239		47.560	91.1	53.118		2:25.917	187.5	34								

49		Alvaro de Pro (ES)															
lap	Sect-1	Speed	Sect-2	Speed	Sect-3	Speed	lap time	Top Speed	lap	Sect-1	Speed	Sect-2	Speed	Sect-3	Speed	lap time	Top Speed
1	Pit Out		56.232	90.8	59.156		2:49.645		19	58.453		1:08.460	81.3	Pit In		3:31.578	198.5
2	44.277						2:26.418	179.1	20	Pit Out		1:03.231	74.1	1:00.388		17:56.772	
3	44.071		48.921	94.6	52.828		2:25.820	193.2	21	43.732		46.159	95.9	51.644		2:21.535	193.2
4	52.151		58.608	85.9	1:03.350		2:54.109	195.7	22	42.700		45.137	105.2	51.312		2:19.149	212.2
5	43.072		46.087	102.5	52.213		2:21.372	205.3	23	1:00.479		1:05.983	59.4	1:09.035		3:15.497	199.3
6	57.643		3:50.355	78.8	Pit In		6:41.797	196.7	24	42.449		45.659	101.4	50.914		2:19.022	217.3
7	Pit Out		1:02.128	85.9	1:07.841		06:34.318		25	51.186		1:02.364	74.2	1:08.204		3:01.754	217.7
8	50.961		51.289	90.9	53.486		2:35.736	170.1	26	42.692		44.537	102.2	50.681		2:17.910	222.2
9	48.003		50.483	86.3	Pit In		2:58.617	208.5	27	56.499		54.237	64.9	Pit In		3:15.355	217.3
10	Pit Out		56.078	92.5	56.824		6:14.987		28	Pit Out		54.074	75.9	1:00.287		07:32.649	
11	1:02.439		55.272	89.7	Pit In		3:11.615	127.8	29	42.684		46.591	90.2	55.571		2:24.846	219.5
12	Pit Out		48.537	103.0	56.319		59:40.561		30	43.320		44.727	99.1	52.382		2:20.429	222.2
13	50.485		48.424	88.6	54.855		2:33.764	168.5	31	1:01.501		1:05.056	81.2	56.224		3:02.781	120.3
14	56.577		1:05.523	76.5	58.889		3:00.989	191.8	32	41.454		<u>43.621</u>	<u>106.8</u>	50.530		<u>2:15.605</u>	234.3
15	43.617		49.460	84.8	50.930		2:24.007	196.4	33	52.479		1:03.005	66.1	1:00.521		2:56.005	227.4
16	53.484		55.859	78.1	1:04.360		2:53.703	216.4	34	<u>41.444</u>		44.622	104.5	<u>49.654</u>		2:15.720	<u>236.8</u>
17	42.738		45.391	92.8	53.092		2:21.221	220.9	35	1:00.025		1:07.213	68.4	Pit In		3:33.662	211.4
18	42.085		44.321	106.7	52.364		2:18.770	205.7	36								

50		Ricardo de Pro (ES)															
lap	Sect-1	Speed	Sect-2	Speed	Sect-3	Speed	lap time	Top Speed	lap	Sect-1	Speed	Sect-2	Speed	Sect-3	Speed	lap time	Top Speed
1	Pit Out		51.356	94.9	53.541		2:32.765		17	Pit Out		46.707	93.3	50.669		59:39.991	
2	42.324		45.163	99.1	51.749		2:19.236	219.5	18	44.100		45.044	88.2	51.920		2:21.064	198.5
3	44.266		49.031	95.2	52.049		2:25.346	214.7	19	41.542		44.222	99.6	50.536		2:16.300	<u>223.6</u>
4	43.040		45.601	93.6	51.010		2:19.651	202.2	20	43.384		48.607	70.5	1:14.818		2:46.809	212.2
5	44.752		46.284	<u>101.6</u>	51.320		2:22.356	213.9	21	1:04.912		55.479	98.2	50.380		2:50.771	103.4
6	44.616		49.821	69.1	1:04.855		2:39.292	210.1	22	41.592		43.982	98.2	50.949		2:16.523	223.1
7	1:15.805		1:06.974	74.6	1:04.042		3:26.821	121.8	23	41.237		44.850	89.6	50.205		2:16.292	222.2
8	45.141		49.168	96.6	Pit In		2:48.305	190.1	24	41.628		45.158	86.3	Pit In		2:29.034	216.9
9	Pit Out		45.319	99.3	50.584		02:21.710		25	Pit Out		48.436	88.2	53.601		19:37.227	
10	43.086		46.420	89.1	50.410		2:19.916	<u>223.6</u>	26	44.669		45.804	91.2	50.488		2:20.961	184.0
11	42.281		47.434	77.6	53.013		2:22.728	208.1	27	41.325		<u>43.701</u>	94.9	<u>50.120</u>		<u>2:15.146</u>	219.5
12	<u>40.645</u>		45.277	84.7	51.097		2:17.019	223.1	28	46.418		47.825	92.5	50.252		2:24.495	218.2
13	41.896		54.802	71.7	1:04.485		2:41.183	219.1	29	43.557		44.526	90.7	50.660		2:18.743	189.8
14	1:00.298		47.564	94.6	50.521		2:38.383	109.9	30	42.220		45.703	93.3	52.988		2:20.911	203.8





## Track Day AUTO - AIA - DRIVERS LEGION

Autódromo Internacional do Algarve

**Track Day AUTO - AIA - DRIVERS LEGION**

28 November - 2 December 2018

**Laps and Sector Times - 02-12-2018**

Autodromo Internacional Algarve - 4652 mtr.

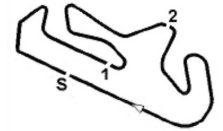
15	41.759	44.792	98.1	50.336	2:16.887	220.4	31	1:03.286	54.171	74.8	1:11.432	3:08.889	110.8
16	47.362	58.006	65.0	Pit In	3:09.778	204.2	32	49.863	44.046	81.4	Pit In	2:41.892	114.5

51 Abraham Gonzalez (ES)																	
lap	Sect-1	Speed	Sect-2	Speed	Sect-3	Speed	lap time	Top Speed	lap	Sect-1	Speed	Sect-2	Speed	Sect-3	Speed	lap time	Top Speed
1	Pit Out		1:18.487	47.6	Pit In		4:32.306		11	1:05.040		1:19.409	60.4	1:08.610		3:33.059	166.2
2	Pit Out		48.076	93.9	52.136		23:43.693		12	45.234		47.621	85.2	53.728		2:26.583	204.5
3	43.882		46.268	<u>110.3</u>	52.052		2:22.202	195.7	13	44.694		48.135	84.2	54.002		2:26.831	202.2
4	43.462		46.348	95.6	<u>50.374</u>		<u>2:20.184</u>	200.0	14	1:03.969		1:10.377	67.8	Pit In		3:32.828	160.0
5	52.952		1:01.648	83.3	58.691		2:53.291	<u>206.5</u>	15	Pit Out		51.139	90.5	55.437		05:05.462	
6	<u>43.414</u>		<u>45.946</u>	84.8	Pit In		2:47.697	205.3	16	47.554		50.033	91.7	53.027		2:30.614	174.5
7	Pit Out		51.522	76.3	56.249		03:06.205		17	45.775		47.506	79.5	53.387		2:26.668	196.7
8	46.021		48.370	76.0	55.033		2:29.424	197.4	18	59.726		48.843	84.8	54.247		2:42.816	201.1
9	45.372		47.241	87.2	54.248		2:26.861	202.6	19	1:07.313		1:14.190	69.8	1:06.844		3:28.347	131.9
10	44.889		47.394	85.2	54.034		2:26.317	205.7	20	58.175		1:08.922	74.8	Pit In		3:26.031	150.0

52 José Rodrigues (ES)																	
lap	Sect-1	Speed	Sect-2	Speed	Sect-3	Speed	lap time	Top Speed	lap	Sect-1	Speed	Sect-2	Speed	Sect-3	Speed	lap time	Top Speed
1	Pit Out		52.865	85.9	Pit In		3:33.402		11	44.607		49.840	79.7	54.915		2:29.362	203.0
2	Pit Out		52.972	86.0	55.846		19:52.866		12	45.797		45.869	91.4	52.320		2:23.986	180.0
3	45.193		49.335	79.4	54.461		2:28.989	202.2	13	<u>42.449</u>		47.447	81.6	53.184		2:23.080	<u>204.9</u>
4	45.592		48.007	91.4	54.401		2:28.000	202.2	14	42.805		49.155	83.2	53.524		2:25.484	202.6
5	45.866		47.880	<u>95.3</u>	53.186		2:26.932	196.0	15	42.670		<u>45.403</u>	89.1	<u>50.525</u>		<u>2:18.598</u>	204.5
6	45.707		46.302	94.4	57.111		2:29.120	200.7	16	44.891		1:02.076	72.9	Pit In		3:15.142	189.8
7	1:12.413		1:17.458	63.2	1:07.505		3:37.376	103.3	17	Pit Out		50.750	77.6	55.360		22:11.843	
8	45.512		47.547	84.5	Pit In		2:38.740	202.6	18	52.653		54.314	79.8	56.916		2:43.883	144.6
9	Pit Out		50.114	86.9	56.365		03:28.701		19	51.081		49.391	80.8	56.803		2:37.275	195.3
10	43.127		49.668	75.3	55.039		2:27.834	201.1	20	55.977		1:11.793	75.0	Pit In		3:22.689	168.2

53 Sérgio Marques (PT)																	
lap	Sect-1	Speed	Sect-2	Speed	Sect-3	Speed	lap time	Top Speed	lap	Sect-1	Speed	Sect-2	Speed	Sect-3	Speed	lap time	Top Speed
1	Pit Out		47.934	91.5	52.695		2:24.613		21	Pit Out		52.001	81.8	53.883		56:55.161	
2	49.210		59.148	71.1	Pit In		3:18.775	194.6	22	46.209		47.742	90.8	53.873		2:27.824	195.7
3	Pit Out		50.341	97.3	52.846		17:44.382		23	46.158		48.038	86.0	53.104		2:27.300	189.8
4	44.708		46.260	<u>101.2</u>	51.746		2:22.714	199.6	24	45.629		47.711	95.5	52.538		2:25.878	198.5
5	45.313		<u>45.990</u>	94.5	51.951		2:23.254	<u>203.4</u>	25	45.047		47.369	94.6	52.383		2:24.799	195.7
6	44.897		46.473	96.8	54.379		2:25.749	197.8	26	44.953		46.759	92.6	52.178		2:23.890	197.8
7	<u>44.191</u>		46.734	89.9	51.978		2:22.903	200.0	27	44.363		47.439	89.8	52.363		2:24.165	194.2
8	44.990		46.107	99.2	52.802		2:23.899	197.8	28	45.069		47.010	97.1	52.588		2:24.667	197.1
9	45.183		46.873	90.9	52.083		2:24.139	196.4	29	44.588		47.228	91.8	53.365		2:25.181	191.5
10	44.287		48.016	92.1	Pit In		2:33.482	202.2	30	1:08.386		1:11.177	62.3	Pit In		3:44.885	108.0
11	Pit Out		49.136	90.6	53.051		00:08.108		31	Pit Out		47.961	94.4	51.920		55:52.261	
12	44.988		47.668	81.4	52.404		2:25.060	194.6	32	44.314		47.222	94.2	52.649		2:24.185	197.8
13	46.726		46.699	95.6	52.113		2:25.538	190.8	33	44.383		47.056	97.3	52.703		2:24.142	196.7
14	45.017		46.688	94.1	51.956		2:23.661	197.4	34	44.544		47.054	85.7	52.447		2:24.045	194.2
15	44.773		46.937	86.7	52.517		2:24.227	200.4	35	44.691		47.447	94.7	Pit In		2:33.598	195.7
16	44.742		49.241	99.9	52.678		2:26.661	196.0	36	Pit Out		49.732	94.0	52.114		3:04.577	
17	44.885		47.909	89.7	52.802		2:25.596	197.1	37	45.634		1:18.969	63.6	Pit In		3:48.601	197.1
18	46.311		49.738	99.2	52.695		2:28.744	186.2	38	Pit Out		47.641	80.1	52.451		6:08.727	
19	44.340		46.986	85.8	53.319		2:24.645	195.7	39	44.466		46.301	80.6	<u>51.704</u>		<u>2:22.471</u>	191.2
20	1:09.678		1:08.782	65.1	Pit In		3:36.037	103.0	40	44.213		46.802	90.5	Pit In		2:55.622	193.5

54 Juan Diaz (ES)																	
lap	Sect-1	Speed	Sect-2	Speed	Sect-3	Speed	lap time	Top Speed	lap	Sect-1	Speed	Sect-2	Speed	Sect-3	Speed	lap time	Top Speed
1	Pit Out		48.869	99.7	53.670		2:32.781		9	Pit Out		48.679	91.7	53.392		59:32.097	
2	46.463		49.476	89.8	51.701		2:27.640	171.4	10	46.417		47.834	88.5	53.175		2:27.426	179.1
3	44.872		47.255	86.7	53.517		2:25.644	184.6	11	45.408		47.660	98.0	51.834		2:24.902	168.5
4	45.312		47.367	<u>102.1</u>	<u>50.708</u>		2:23.387	<u>187.2</u>	12	45.141		48.088	93.5	52.459		2:25.688	179.7
5	<u>44.313</u>		47.146	98.2	50.840		<u>2:22.299</u>	183.4	13	45.691		47.682	92.9	50.712		2:24.085	169.3
6	45.028		48.123	91.1	Pit In		<u>2:30.066</u>	181.2	14	44.903		47.012	97.0	51.045		2:22.960	175.3
7	Pit Out		50.204	98.5	1:06.621		4:49.112		15	45.319		48.161	94.9	51.444		2:24.924	176.5
8	58.313		1:00.898	77.3	Pit In		3:20.730	143.4	16	45.309		<u>46.877</u>	97.4	Pit In		2:34.397	177.6



## Track Day AUTO - AIA - DRIVERS LEGION

Autódromo Internacional do Algarve

Track Day AUTO - AIA - DRIVERS LEGION  
Laps and Sector Times - 02-12-2018

28 November - 2 December 2018  
Autodromo Internacional Algarve - 4652 mtr.

55 Tiago Abreu (PT)																	
lap	Sect-1	Speed	Sect-2	Speed	Sect-3	Speed	lap time	Top Speed	lap	Sect-1	Speed	Sect-2	Speed	Sect-3	Speed	lap time	Top Speed
1	Pit Out		52.578	92.2	54.704		2:42.329		15	45.458		53.004	87.2	53.577		2:32.039	181.8
2	45.852		49.113	84.7	57.981		2:32.946	197.4	16	44.844		46.979	105.7	53.358		2:25.181	203.0
3	48.499		47.443	93.7	53.518		2:29.460	191.8	17	45.350		49.192	95.7	55.968		2:30.510	200.0
4	48.239		47.810	96.2	54.033		2:30.082	202.6	18	46.097		53.877	83.7	Pit In		2:46.670	199.3
5	46.565		49.898	84.7	Pit In		2:51.347	200.4	19	Pit Out		49.406	90.4	54.994		34:33.524	
6	Pit Out		50.098	92.6	59.061		08:31.260		20	47.561		48.042	91.1	54.312		2:29.915	197.1
7	47.213		47.481	95.7	53.946		2:28.640	198.5	21	48.821		49.007	95.4	54.625		2:32.453	193.2
8	48.298		48.379	102.7	Pit In		2:43.510	203.8	22	46.426		50.285	91.1	54.696		2:31.407	197.4
9	Pit Out		51.092	90.0	53.641		6:21.779		23	45.138		48.293	97.1	55.457		2:28.888	200.0
10	56.559		48.636	95.6	53.719		2:38.914	189.8	24	45.410		49.072	98.6	53.017		2:27.499	197.8
11	50.160		51.171	92.3	55.863		2:37.194	184.9	25	44.124		46.704	106.2	54.515		2:25.343	198.5
12	59.157		1:01.607	76.7	Pit In		3:21.822	113.0	26	46.027		47.451	96.5	52.856		2:26.334	203.8
13	Pit Out		53.588	93.4	54.721		55:51.768		27	45.534		48.933	94.3	54.680		2:29.147	200.0
14	46.197		48.407	100.2	53.989		2:28.593	199.6	28	1:03.996		1:07.036	82.0	Pit In		3:29.955	118.4

100 Manuel Ramoa (PT)																	
lap	Sect-1	Speed	Sect-2	Speed	Sect-3	Speed	lap time	Top Speed	lap	Sect-1	Speed	Sect-2	Speed	Sect-3	Speed	lap time	Top Speed
1	Pit Out		50.412	90.2	52.417		6:57.240		18	Pit Out		45.614	91.7	50.974		57:18.498	
2	23:16.529		47.914	92.2	54.582		24:59.025	175.6	19	1:34.771		46.152	91.9	53.223		3:14.146	116.4
3	44.167		48.836	91.3	49.388		2:22.391	169.3	20	46.980		45.164	94.2	51.196		2:23.340	158.8
4	42.634		43.715	95.5	51.488		2:17.837	175.9	21	13:25.426		49.378	85.9	54.471		15:09.275	97.7
5	41.808		45.751	91.3	48.439		2:15.998	181.5	22	44.779		51.179	83.7	55.631		2:31.589	171.7
6	41.601		43.530	99.4	48.256		2:13.387	177.6	23	48.333		55.399	81.3	Pit In		3:00.204	163.4
7	42.840		44.779	92.5	49.137		2:16.756	170.9	24	Pit Out		58.339	82.3	1:05.758		21:24.936	
8	43.102		43.849	90.7	Pit In		2:45.553	166.7	25	54.124		47.958	94.2	54.912		2:36.994	133.7
9	Pit Out		47.189	72.3	53.706		01:16.888		26	47.593		47.146	91.3	52.775		2:27.514	157.4
10	43.559		44.589	94.3	50.470		2:18.618	184.6	27	45.808		46.750	88.2	53.204		2:25.762	167.7
11	57.116		45.701	103.1	50.298		2:33.115	75.3	28	44.730		44.844	91.8	52.167		2:21.741	169.0
12	1:14.149		48.793	94.9	52.640		2:55.582	150.6	29	46.056		45.574	93.0	52.224		2:23.854	179.1
13	44.318		44.394	106.9	51.848		2:20.560	160.7	30	45.288		45.377	88.9	50.935		2:21.600	172.5
14	43.180		50.496	85.7	51.559		2:25.235	174.8	31	43.352		44.984	96.9	51.097		2:19.433	182.4
15	1:00.217		45.910	102.2	51.545		2:37.672	158.8	32	42.782		43.667	99.4	51.173		2:17.622	194.2
16	45.466		45.370	99.1	51.527		2:22.363	151.5	33	59.856		1:04.268	74.9	Pit In		3:23.362	159.5
17	45.224		45.826	101.8	Pit In		2:48.452	164.9	34								