

Superprix Zolder 2017

Result of Belcar Endurance Championship - Race
Result of Race

14 - 16 July 2017
Zolder - 4000 mtr.

Belcar 1 - Porsche Cup, Ferrari Challenge, GT Open

Pos	Nbr	Entrant / Name	Car	Gap	Diff	Best Lapttime Km/h	In	Race Time Km/h
1	8	MEXt Racing Xavier Stevens-Kris Wauters	Porsche 991	-- 108 laps --		1:36.873 148.65	70	3:02:09.982 142.28
2	991	No Speed Limit Frederic Bouvy-Damien Coens-Didier van Dalen	Porsche 991	-- 107 laps --		1:35.493 150.80	69	3:01:52.587 141.19
3	98	Belgium Racing Pedro Bonnet-Henk Haane-Dylan Derdaele	Porsche 991	-- 106 laps --		1:36.433 149.33	52	3:02:07.740 139.68
4	3	GHK Racing Guy Verheyen-Chris Mattheus-Rik Renmans	Porsche 991	-- 105 laps --		1:37.890 147.10	9	3:02:30.472 138.07
5	4	EMG Motorsport Johan Huygens-John de Wilde	Porsche 991	-- 100 laps --		1:37.591 147.55	5	3:01:44.694 132.05
Not Classified Classification limit (50% of 110 Laps) = 56 Laps								
DNC	9	Olivier Hermans-Olivier Hermans-Olivier Hermans	Ford Mustang	-- 42 laps --		1:46.144 135.66	30	2:26:46.845 68.67

Belcar 2 - Sportscars

Pos	Nbr	Entrant / Name	Car	Gap	Diff	Best Lapttime Km/h	In	Race Time Km/h
1	2	DVB Racing Frank Thiers-Hans Thiers-Jeffrey van Hooydonk	Norma M20 FC	-- 110 laps --		1:34.227 152.82	18	3:01:07.224 145.75
2	333	Mc Donald's Racing David Houthoofd-François Bouillon-Frederick Vervisch	Norma M20 FC	1:20.686	1:20.686	1:34.903 151.73	15	3:02:27.910 144.68
3	44	Belgium Driver Academy vzw Maxim Pampel-Pierre-Yves Rosoux-Marnic Battyn	Wolf GB08	-- 107 laps --		1:35.616 150.60	5	3:01:09.134 141.75
4	1	Deldicheracing by JDC Events Luc de Cock-Tim Joosen-Thomans Piessens-Sam Dejonghe	Norma M20 FC	-- 66 laps --		1:34.538 152.32	23	1:50:39.073 143.15
5	11	PK Carsport Christoff Corten-Bert Longin-Frank Bellien	Wolf GB08	-- 56 laps --		1:34.804 151.89	9	1:42:00.512 131.75

Belcar 3 - GT Open, BMW M235i, GT4, Toerisme >4000cc

Pos	Nbr	Entrant / Name	Car	Gap	Diff	Best Lapttime Km/h	In	Race Time Km/h
1	12	VGL Racing Ronald Thienpont-Luc Branckaerts-Frederick Sels	Saker RAPX	-- 100 laps --		1:42.721 140.19	5	3:01:27.394 132.26
2	16	Carrosserie Vannerum Marc Vannerum-Johan Vannerum-Jean-Luc Behets	BMW M235i	-- 99 laps --		1:45.016 137.12	6	3:02:13.186 130.39
3	981	Tjarco Jilesen-Tjarco Jilesen-Tjarco Jilesen	Porsche Cayman GT4	-- 98 laps --		1:43.157 139.59	5	3:01:36.450 129.51
4	245	Jef Van Samang-Jef Van Samang-Jef Van Samang	BMW M235i	-- 95 laps --		1:46.284 135.49	7	3:01:12.034 125.82
5	238	Filip Baelus-Filip Baelus-Filip Baelus	BMW M235i	1:16.281	1:16.281	1:48.298 132.97	27	3:02:28.315 124.95
6	154	Jimmy De Breucker-Jimmy De Breucker	BMW M235i	-- 94 laps --		1:45.476 136.52	5	3:02:13.837 123.79
7	123	Racing Bullit Circus vzw Michael Roskam-Dave van de Velde-Tom de Mul	Saker RAPX	-- 92 laps --		1:46.897 134.71	64	3:02:50.208 120.76
Not Classified Classification limit (50% of 110 Laps) = 56 Laps								
DNC	15	Hamofa Motorsport Kris Verhoeven-Mark Verhoeven	BMW M3 GTR	-- 39 laps --		1:42.606 140.34	8	1:15:37.403 123.77



Fastest time : 1:34.227 in lap 18 by nbr. 2: Thiers-Thiers-van Hooydonk(Hans Thiers) (Norma M20 FC)

Publication-time

Results: raceresults.nu

Timekeeping by : RSTime by Timeservice.nl

Time Printed 16-07-2017 - 18:51

Race Director Pascal Vanhullebusch	Steward	Timekeeper  Floortje Snoek	
Page 1 of 2			

Superprix Zolder 2017

Result of Belcar Endurance Championship - Race
Result of Race

14 - 16 July 2017
Zolder - 4000 mtr.

Belcar 4 - Toerisme >2500cc <4000cc

Pos	Nbr	Entrant / Name	Car	Gap	Diff	Best Lapttime Km/h	In	Race Time Km/h
1	21	Steve Vanbellingen-Steve Vanbellingen	BMW M3 GTR	-- 97 laps --		1:41.826	24	3:02:39.051
						141.42		127.45
2	300	Ron Van De Water-Ron Van De Water-Ron Van De Water	BMW Z3 M	-- 94 laps --		1:48.119	80	3:02:11.561
						133.19		123.82
3	27	Christophe Pampel-Alexander Pampel	BMW M3	-- 88 laps --		1:45.002	5	2:59:51.760
						137.14		117.42
4	65	Petra Carlier-André Carlier-Robert Vaessen-Jan Bruneel	BMW E36 M3	-- 84 laps --		1:56.793	3	3:00:06.224
						123.30		111.93

Belcar 5 - Toerisme <2500cc, GT Open <2000cc, BMW Clubsport

Pos	Nbr	Entrant / Name	Car	Gap	Diff	Best Lapttime Km/h	In	Race Time Km/h
1	50	Yannick Dupont-Yannick Dupont-Yannick Dupont	BMW Clubsport	-- 91 laps --		1:54.472	56	3:01:37.952
						125.79		120.24
2	57	Joël Uylenbroeck-Joël Uylenbroeck-Joël Uylenbroeck	BMW 325i	1:07.113	1:07.113	1:55.647	3	3:02:45.065
						124.52		119.50
3	70	Ines Lammens-Ines Lammens-Ines Lammens	BMW E90 325i	-- 90 laps --		1:54.785	12	3:01:13.404
						125.45		119.18
Not Classified Classification limit (50% of 110 Laps) = 56 Laps								
DNC	69	Nicolas Hermans-Nicolas Hermans-Nicolas Hermans	BMW E90 325i	-- 41 laps --		1:54.508	16	1:26:35.074
						125.76		113.64

Belcar 7 - Gastwagens

Pos	Nbr	Entrant / Name	Car	Gap	Diff	Best Lapttime Km/h	In	Race Time Km/h
1	14	Bert Redant-Bert Redant	Porsche 991	-- 104 laps --		1:38.226	9	3:02:04.305
						146.60		137.08
2	257	Ayrton Redant-Ayrton Redant	BMW 325	-- 90 laps --		1:56.782	37	3:03:06.221
						123.31		117.96

Car #57: 21 sec time penalty. Pit stop too short



Fastest time : 1:34.227 in lap 18 by nbr. 2: Thiers-Thiers-van Hooydonk(Hans Thiers) (Norma M20 FC)

Publication-time

Results: raceresults.nu

Timekeeping by : RSTime by Timeservice.nl

Time Printed 16-07-2017 - 18:51

Race Director Pascal Vanhullebusch	Steward	Timekeeper  Floortje Snoek	
Page 2 of 2			