

Nurburgring Classic 2017

FHR: 916/17 YT: 938/17

DMSB

Result of ADAC Eifelrennen - Youngtimer Trophy - Rennen

16 - 18 June 2017

Result of Rennen

Nürburgring Nordschleife - 25378 mtr.

Klasse 14 Gruppe 2 bis 2000 ccm 1972-1975

Pos	Nbr	Name / Entrant	Car / CITY	Gap	Diff	Best Lapttime Km/h	In	Race Time Km/h
1	52	Thomas Fröhlingsdorf Thomas Fröhlingsdorf	Ford Escort RS 2000	-- 17 laps --		10:30.976 144.79	15	3:03:59.343 140.69
2	18	Patrick Peeters Patrick Peeters	Ford Escort	-- 16 laps --		10:47.113 141.18	3	3:08:56.551 128.94

Zusammengelegte Klassen 17 und 18

Pos	Nbr	Name / Entrant	Car / CITY	Gap	Diff	Best Lapttime Km/h	In	Race Time Km/h
1	100	Jochen Vogt Jochen Vogt	Lotus Elan	-- 7 laps --	32:33.528	11:56.776 127.46	6	1:53:51.003 93.62

Klasse 19 Gruppe 3 über 2.000 ccm 1966-1981

Pos	Nbr	Name / Entrant	Car / CITY	Gap	Diff	Best Lapttime Km/h	In	Race Time Km/h
1	105	Oliver Boyke Oliver Boyke	Porsche 911 SC	-- 17 laps --		10:38.566 143.07	3	3:08:11.796 137.54

Klasse 22 Gruppe 4 über 2000 ccm 1966-1975

Pos	Nbr	Name / Entrant	Car / CITY	Gap	Diff	Best Lapttime Km/h	In	Race Time Km/h
1	121	Derichs-Schuster Stefan Derichs-David Schuster	Porsche 911 RSR	-- 17 laps --		9:58.584 152.63	15	3:00:38.386 143.29
2	281	Gerhardy-Schnitzler Dirk Gerhardy-Ralf Schnitzler	Porsche 911 RS	7:27.583	7:27.583	10:35.381 143.79	3	3:08:05.969 137.61

Not Classified in Class 22		Classification limit (50% of 17 Laps) = 9 Laps						
DNC	120	Baumann-Diederich Dr. Dr. Dirk Baumann-Markus Diederich	Porsche 911 Carrera 3.0	-- 6 laps --		10:07.159 150.47	3	1:02:46.201 145.54

Klasse 25 Gruppe 1 bis 1600 ccm 1976-1981

Pos	Nbr	Name / Entrant	Car / CITY	Gap	Diff	Best Lapttime Km/h	In	Race Time Km/h
1	11	Karl Eduard Reinders Karl Eduard Reinders	Renault R 5 Alpine	-- 15 laps --		11:51.782 128.36	3	3:05:48.974 122.91

Klasse 29 Gruppe 2 bis 1300 ccm 1976-1981

Pos	Nbr	Name / Entrant	Car / CITY	Gap	Diff	Best Lapttime Km/h	In	Race Time Km/h
1	1	Rost-Rost Olaf Rost-Kevin Olaf Rost	VW Polo 1 RMS	-- 16 laps --		11:02.061 137.99	6	3:03:49.309 132.53
2	147	Runkel-Keul Bernd Runkel-Marco Keul	Audi 50	-- 10 laps --		11:21.234 134.11	6	1:58:35.929 128.38



Not Classified in Class 29		Classification limit (50% of 16 Laps) = 9 Laps						
DNC	144	Rost-Moll-Rost Justin Rost-Sarah Moll-Olaf Rost	VW Polo 1.3	-- 4 laps --		12:22.206 123.09	2	51:24.612 118.47
DNC	148	Schemmann-Schröder Sebastian Schemmann-Luca Schröder	Volkswagen Polo 1					

Fastest time : 9:26.707 in lap 17 by nbr. 303 : Heinrich-Heinrich(Achim Heinrich) (BMW)

Publication-time

Results: www.raceresults.nu

Timekeeping by : RSTime by TimeService.nl

Clerk of the Course Alfred Schritz	Steward	Timekeeper  Harald Roelse	
Page 1 of 6			

Nurburgring Classic 2017

FHR: 916/17 YT: 938/17

DMSB

Result of ADAC Eifelrennen - Youngtimer Trophy - Rennen

16 - 18 June 2017

Result of Rennen

Nürburgring Nordschleife - 25378 mtr.

Klasse 1 Gruppe 3 19966-1971 bis 1600 ccm

Pos	Nbr	Name / Entrant	Car / CITY	Gap	Diff	Best Lapttime Km/h	In	Race Time Km/h
1	378	Dr. Erich Zanders Dr. Erich Zanders	Porsche 912	-- 3 laps --		14:18.537 106.41	2	43:35.761 104.78

Zusammengelegte Klassen 30 und 31

Pos	Nbr	Name / Entrant	Car / CITY	Gap	Diff	Best Lapttime Km/h	In	Race Time Km/h
1	171	Heiden-Heiden Franz Josef Heiden-Marco Heiden	Ford Escort RS 2000 MK2	-- 17 laps --		10:41.011 142.53	2	3:08:53.623 137.03
2	173	Brust-Leiendecker Torsten Brust-Andreas Leiendecker	Opel Kadett C Coupé	-- 16 laps --		10:49.631 140.63	2	3:03:52.525 132.49
3	174	Wax-Forsbach André Wax-Ronald Kenneth Forsbach	BMW E21 320	21.826	21.826	11:08.370 136.69	6	3:04:14.351 132.23
4	194	Andreas Modersitzki Andreas Modersitzki	Ford RS 2000	1:21.432	59.606	11:09.106 136.54	6	3:05:13.957 131.52
5	161	Westphal-Roos Oliver Westphal-Mario Roos	Renault 5 Alpine	-- 14 laps --		11:55.946 127.61	5	3:07:42.909 113.56

Not Classified in Class 30+31			Classification limit (50% of 17 Laps) = 9 Laps					
DNC	178	Ossenberg-ossenber Frank Ossenberg-dirk ossenberg	Ford Escort RS 2000	-- 3 laps --		10:57.127 139.03	2	33:14.698 137.40
DNC	170	Robert Baumann Robert Baumann	Ford Escort RS 2000					
DNC	180	Christoph Renicke Christoph Renicke	Opel Kadett C Coupe					
DNC	195	Michael Nolte Michael Nolte	Opel Kadett C Coupe					

Klasse 32 Gruppe 2 über 2000 ccm 1976-1981

Pos	Nbr	Name / Entrant	Car / CITY	Gap	Diff	Best Lapttime Km/h	In	Race Time Km/h
1	190	Schmitz-Sommerberg Beat Schmitz-André Sommerberg	BMW 530i	-- 16 laps --		11:00.173 138.39	11	3:02:17.840 133.64

Klasse 34 Gruppe 4 bis 2000 ccm 1976-1981

Pos	Nbr	Name / Entrant	Car / CITY	Gap	Diff	Best Lapttime Km/h	In	Race Time Km/h
1	263	Fischer-Hakenesch Clemens Fischer-Gerd Hakenesch	Porsche 924	-- 15 laps --	7:33.273	11:20.412 134.27	9	2:58:27.324 127.98
2	266	Ralf Völkel Ralf Völkel	Porsche 924	-- 10 laps --		11:23.577 133.65	10	2:00:50.960 125.99
3	265	Thiele-Singer Toni Thiele-Paul Singer	Porsche 924	-- 8 laps --		11:12.617 135.83	3	2:59:53.721 67.71

Klasse 35 Gruppe 4 bis 3000 ccm 1976-1981



Pos	Nbr	Name / Entrant	Car / CITY	Gap	Diff	Best Lapttime Km/h	In	Race Time Km/h
1	288	Schmitt-Neunkirchen Armin Schmitt-Olaf Neunkirchen	Porsche 911 3.0 SC	-- 17 laps --		10:18.230 147.78	3	3:04:05.825 140.60
2	287	Bruschnik-Hammel Uwe Bruschnik-Heiko Hammel	Porsche 911 2,7	-- 15 laps --		10:21.002 147.12	5	3:00:04.790 126.83

Fastest time : 9:26.707 in lap 17 by nbr. 303 : Heinrich-Heinrich(Achim Heinrich) (BMW)

Publication-time

Results: www.raceresults.nu

Timekeeping by : RSTime by TimeService.nl

Clerk of the Course Alfred Schritz	Steward	Timekeeper  Harald Roelse	
Page 2 of 6			

Nurburgring Classic 2017

FHR: 916/17 YT: 938/17

DMSB

Result of ADAC Eifelrennen - Youngtimer Trophy - Rennen

16 - 18 June 2017

Result of Rennen

Nürburgring Nordschleife - 25378 mtr.

3	280	Dr. Peter Fürst Dr. Peter Fürst	Porsche 911SC	-- 14 laps --	10:51.691 140.19	2	3:02:46.505 124.96
---	-----	------------------------------------	---------------	---------------	---------------------	---	-----------------------

Not Classified in Class 35		Classification limit (50% of 17 Laps) = 9 Laps					
DNC	285	Michael Wittke Michael Wittke	Porsche 924 Carrera GTS	-- 6 laps --	10:03.782 151.31	2	1:01:46.552 147.89

Klasse 36 Gruppe 4 über 3000 ccm 1976-1981

Pos	Nbr	Name / Entrant	Car / CITY	Gap	Diff	Best Lapttime Km/h	In	Race Time Km/h
1	303	Heinrich-Heinrich Achim Heinrich-Peter Heinrich	BMW M1	-- 18 laps --		9:26.707 161.21	17	3:03:04.283 149.71
2	286	Bock-Bock Christian Bock-Michael Bock	Morgan Plus 8	-- 16 laps --		10:24.676 146.25	3	3:02:45.737 141.63

Not Classified in Class 36		Classification limit (50% of 18 Laps) = 10 Laps						
DNC	304	Bratke von Bergen-Lamberty-Louisoder Jörg Bratke von Bergen-Rolf Lamberty-Oliver Louisoder	Porsche 928 S	-- 6 laps --		10:32.041 144.55	3	1:11:34.802 127.63

Klasse 38 Gruppe 5 über 2000 ccm 1976-1981

Pos	Nbr	Name / Entrant	Car / CITY	Gap	Diff	Best Lapttime Km/h	In	Race Time Km/h
1	501	Salewsky-Destree Edgar Salewsky-Wolfgang Destree	Porsche 911 RSR	-- 18 laps --		9:32.391 159.61	17	2:59:42.283 152.51
2	511	Hammel-Wasel Heiko Hammel-Matthias Wasel	Porsche 911 3,0 ltr. RSR	3:29.551	3:29.551	9:45.581 156.02	18	3:03:11.834 149.61
3	504	Michael Küke Michael Küke	Porsche 911 RSR	-- 12 laps --		9:39.261 157.72	3	2:00:13.453 151.98

Not Classified in Class 38		Classification limit (50% of 18 Laps) = 10 Laps						
DNC	510	Glaser-Joos Sebastian Glaser-Michael Joos	Porsche 911RSR IMSA	-- 5 laps --		9:41.193 157.20	3	48:58.441 155.45
DNC	506	Daniel Schrey Daniel Schrey	Porsche 935 K1					

Klasse 40 Gruppe N bis 1600 ccm 1982-1988

Pos	Nbr	Name / Entrant	Car / CITY	Gap	Diff	Best Lapttime Km/h	In	Race Time Km/h
1	318	Freichels-Bauschert Eric Freichels-Arno Bauschert	Peugeot 205 GTI	-- 14 laps --		12:40.169 120.18	2	3:10:17.018 112.03

Klasse 42 Gruppe N bis 2500 ccm 1982-1988

Pos	Nbr	Name / Entrant	Car / CITY	Gap	Diff	Best Lapttime Km/h	In	Race Time Km/h
1	332	Josef Kocsis Josef Kocsis	BMW M3 E30	-- 17 laps --		10:34.216 144.05	3	3:08:16.063 137.49
2	335	Reiling-Reiling- Tobias Arne Reiling-Jaan Mattes Reiling	BMW E30 M3	-- 16 laps --		10:39.889 142.78	3	3:03:07.626 133.03
3	383	Fabian Hecker Fabian Hecker	Mercedes-Benz W201 2.3 16V	6:39.892	6:39.892	11:13.543 135.64	3	3:09:47.518 136.38

Zusammen gelegte Klassen 44 und 45



Pos	Nbr	Name / Entrant	Car / CITY	Gap	Diff	Best Lapttime Km/h	In	Race Time Km/h
-----	-----	----------------	------------	-----	------	--------------------	----	----------------

Fastest time : 9:26.707 in lap 17 by nbr. 303 : Heinrich-Heinrich(Achim Heinrich) (BMW)

Publication-time

Results: www.raceresults.nu

Timekeeping by : RSTime by TimeService.nl

Clerk of the Course Alfred Schritz	Steward	Timekeeper  Harald Roelse	
Page 3 of 6			

Nurburgring Classic 2017

FHR: 916/17 YT: 938/17

DMSB

Result of ADAC Eifelrennen - Youngtimer Trophy - Rennen

16 - 18 June 2017

Result of Rennen

Nürburgring Nordschleife - 25378 mtr.

1	337	Steidel-Schwarz Dr. Joachim Steidel-Thorsten Schwarz	Suzuki Swift GTI	-- 15 laps --	9:25.941	11:48.098 129.02	10	3:07:51.490 121.58
2	360	Franz Hasenstab Franz Hasenstab	Peugeot 205 GTI 1.6	-- 10 laps --		12:07.149 125.64	7	2:56:52.924 86.08
3	366	Packbier-Bressan Peter Packbier-Urs Bressan	Toyota Corolla AE 86	9:33.466	9:33.466	11:10.290 136.30	10	3:06:26.390 81.67
4	365	Schmidt-Böling Ulf Schmidt-Thomas Böling	VW Golf GTI	-- 9 laps --		11:49.870 128.70	8	1:50:23.523 124.14

Not Classified in Class 44-45		Classification limit (50% of 15 Laps) = 8 Laps						
DNC	384	Schreckert-Morth Eberhard Schreckert-Jörg Morth	Toyota Corolla AE86	-- 7 laps --		11:47.395 129.15	2	1:24:41.544 125.85
DNC	371	Degner-Schmitz Bernd Degner-Wilfried Schmitz	Suzuki Swift GTI					

Klasse 46 Gruppe A+B bis 2000 ccm 1982-1988

Pos	Nbr	Name / Entrant	Car / CITY	Gap	Diff	Best Lapttime Km/h	In	Race Time Km/h
1	387	Marc Gutowski Marc Gutowski	Opel Kadett GSI	-- 16 laps --		11:03.251 137.75	9	3:04:57.829 131.71
2	385	Mätzschker-Mätzschker Marc Mätzschker-Klaus Mätzschker	Opel Kadett E GSI	-- 15 laps --		11:01.643 138.08	3	2:59:40.487 127.11
3	373	Kölsch-Rinius Dietmar Kölsch-Matthias Rinius	VW Scirocco II / 53B	3:06.748	3:06.748	11:25.370 133.30	14	3:02:47.235 124.95
4	391	Nägele-Kalbassi Ernst Nägele-Cyril Kalbassi	VW Golf 2 16V - Go	4:44.719	1:37.971	11:40.432 130.43	13	3:04:25.206 132.10
5	367	Autenrieb-Zanders-Krafczyk Stephanie Autenrieb-Erich Zanders-Simon Krafczyk	Opel Kadett E	-- 14 laps --		11:55.605 127.67	5	2:59:13.620 118.94

Not Classified in Class 46		Classification limit (50% of 16 Laps) = 9 Laps						
DNC	386	Korte-Holtzschneider-Böling Sascha Korte-Marc Holtzschneider-Thomas Böling	VW Golf GTI	-- 4 laps --		10:55.397 139.40	3	44:18.550 137.45
DNC	368	Bierbaum-Lorscheiter Dirk Bierbaum-Frank Lorscheiter	Alfa Romeo Alfetta GTV 2.0	-- 2 laps --		11:39.690 130.57	2	23:27.884 129.78

Klasse 47 Gruppe A+B bis 2500 ccm 1982-1988

Pos	Nbr	Name / Entrant	Car / CITY	Gap	Diff	Best Lapttime Km/h	In	Race Time Km/h
1	400	Simon Baales Simon Baales	BMW 325i	-- 17 laps --		10:42.733 142.14	3	3:07:42.792 137.89
2	413	Schilling-Schilling Harald Schilling-Rainer Schilling	BMW 325i	1:39.111	1:39.111	10:15.842 148.35	2	3:09:21.903 136.69
3	432	Lüpertz-Laurisch Marc Lüpertz-Florian Laurisch	BMW E30 325i	-- 16 laps --		10:39.521 142.86	10	3:01:55.618 133.91
4	414	Günther Bechtluft Günther Bechtluft	BMW 325i E30	8:31.614	8:31.614	11:13.491 135.65	3	3:10:27.232 135.91

Klasse 48 Gruppe A+B bis 2500 ccm 1982-1988



Pos	Nbr	Name / Entrant	Car / CITY	Gap	Diff	Best Lapttime Km/h	In	Race Time Km/h
1	411	Utrecht-Utrecht-Hoppe Werner Utrecht-Karsten Utrecht-Marcel Hoppe	BMW E30 M3	-- 17 laps --		10:10.893 149.55	3	3:04:39.137 140.18
2	409	Chris Rothoff Chris Rothoff	BMW E30 325i	1:14.174	1:14.174	10:29.911 145.04	2	3:05:53.311 139.25

Fastest time : 9:26.707 in lap 17 by nbr. 303 : Heinrich-Heinrich(Achim Heinrich) (BMW)

Publication-time

Results: www.raceresults.nu

Timekeeping by : RSTime by TimeService.nl

Clerk of the Course Alfred Schritz	Steward	Timekeeper  Harald Roelse	
Page 4 of 6			

Nurburgring Classic 2017

FHR: 916/17 YT: 938/17

DMSB

Result of ADAC Eifelrennen - Youngtimer Trophy - Rennen

16 - 18 June 2017

Result of Rennen

Nürburgring Nordschleife - 25378 mtr.

3	405	Michael Menden Michael Menden	BMW M3	-- 16 laps --		10:10.678 149.61	6	3:00:42.465 134.81
4	467	Droste-Walkowski Rolf Droste-Jörg Walkowski	BMW M3 E30	2:00.862	2:00.862	10:50.356 140.48	10	3:02:43.327 133.33
5	418	Matthias Comes Matthias Comes	BMW 325i	4:45.796	2:44.934	10:37.981 143.20	3	3:05:28.261 131.35
6	433	Andreas Klocke Andreas Klocke	BMW 325i	9:57.682	5:11.886	11:09.217 136.52	6	3:10:40.147 127.77
7	419	Weyand-Louisoder Dankwart Weyand-Oliver Louisoder	BMW 325i	-- 15 laps --		11:10.507 136.26	6	3:00:52.297 126.27
Not Classified in Class 48								
Classification limit (50% of 17 Laps) = 9 Laps								
DNC	431	Krings-Schmid Josef Krings-Thomas Schmid	mercedes-benz 190e2.3-16	-- 7 laps --		10:09.087 150.00	2	1:13:22.287 145.27
DNC	415	Möltgen-Stromberg Peter Möltgen-Karl-Georg Stromberg	BMW E30 325i	-- 4 laps --		11:16.672 135.01	2	45:47.976 132.98
DNC	407	POTT-Reiling- Heinz-F. POTT-Tobias Arne Reiling	BMW E30 M3					

Zusammengelegte Klassen 52 und 53

Pos	Nbr	Name / Entrant	Car / CITY	Gap	Diff	Best Lapttime Km/h	In	Race Time Km/h
1	471	Menden-Menden Marcus Menden-Michael Menden	BMW M3	-- 18 laps --		10:00.041 152.26	16	3:07:19.141 146.31
2	474	Zabel-Werner Ingo Zabel-Klaus Werner	BMWE36 325i Limousine	-- 16 laps --		10:47.699 141.05	16	3:00:43.734 134.80
3	473	Horakh-Zorn Sven Horakh-Stefanie Zorn	BMW 325 i	-- 15 laps --		11:44.672 129.65	14	3:05:09.397 123.35
4	472	Schiemenz-Owen-Runkel Roman Schiemenz-Dr. Richard Owen-Christian Runkel	Alfa 33 1.7 16V	-- 14 laps --		11:24.128 133.54	2	3:03:01.355 116.47

Klasse 55 Gruppe A bis 2500 ccm 1989-1991

Pos	Nbr	Name / Entrant	Car / CITY	Gap	Diff	Best Lapttime Km/h	In	Race Time Km/h
1	482	Hölscher-Pickard Roland Hölscher-Lukas Pickard	Mercedes Benz W201 2,3 16V - A	-- 16 laps --		10:54.060 139.68	5	3:03:21.679 132.86
Not Classified in Class 55								
Classification limit (50% of 16 Laps) = 9 Laps								
DNC	481	Hatscher-Stadler Jörg Hatscher-Thorsten Stadler	Mercedes-Benz 190 E 2.5-16 EVC					

Klasse 56 Porsche turbo Cup

Pos	Nbr	Name / Entrant	Car / CITY	Gap	Diff	Best Lapttime Km/h	In	Race Time Km/h
1	486	Dr. Christian Limmer Dr. Christian Limmer	Porsche 944 turbo	-- 17 laps --		10:11.681 149.36	2	3:02:46.594 141.62
2	487	Maier-Maier Michael Maier-Maximilian Maier	Porsche 944 Turbo Cup	-- 13 laps --		11:28.093 132.77	3	3:10:45.711 103.76

Klasse 7 Gruppe 2 bis 1300 ccm 1966-1971



Pos	Nbr	Name / Entrant	Car / CITY	Gap	Diff	Best Lapttime Km/h	In	Race Time Km/h
1	24	Roland Müller Roland Müller	NSU TT	-- 1 laps --		11:29.901 132.43	1	11:29.901 132.42
Not Classified in Class 7								
Classification limit (50% of 1 Laps) = 1 Laps								

Fastest time : 9:26.707 in lap 17 by nbr. 303 : Heinrich-Heinrich(Achim Heinrich) (BMW)

Publication-time

Results: www.raceresults.nu

Timekeeping by : RSTime by TimeService.nl

Clerk of the Course Alfred Schritz	Steward	Timekeeper  Harald Roelse	
Page 5 of 6			

Nurburgring Classic 2017

FHR: 916/17 YT: 938/17

DMSB

Result of ADAC Eifelrennen - Youngtimer Trophy - Rennen

16 - 18 June 2017

Result of Rennen

Nürburgring Nordschleife - 25378 mtr.

DNC 20 Klaus Backes NSU TT
 Klaus Backes

Klasse 9 Gruppe 2 bis 2000 ccm 1966-1971

Pos	Nbr	Name / Entrant	Car / CITY	Gap	Diff	Best Lapttime Km/h	In	Race Time Km/h
1	26	Franco Arcidiacone Franco Arcidiacone	BMW 2002	-- 15 laps --		11:27.980 132.80	14	3:00:00.384 126.88

Not Classified in Class 9 Classification limit (50% of 15 Laps) = 8 Laps

DNC 54 Klapproth-Barz BMW 2002
 Uwe Klapproth-Manfred Barz

Klasse 37 Gruppe 5 bis 2.000 ccm 1976-1981

Pos	Nbr	Name / Entrant	Car / CITY	Gap	Diff	Best Lapttime Km/h	In	Race Time Km/h
Not Classified in Class 37 Classification limit (50% of 0 Laps) = 1 Laps								

DNC 267 Brückner-Janke Porsche 924
 Martin Brückner-Fritz Janke

Klasse 49 Gruppe A+B bis 2500 ccm 1982-1988

Pos	Nbr	Name / Entrant	Car / CITY	Gap	Diff	Best Lapttime Km/h	In	Race Time Km/h
1	3	Schumann-Schumann-Manthey Peter Schumann-Jürgen Schumann-Olaf Manthey	BMW 635 CSI	-- 18 laps --		9:53.220 154.01	2	3:08:57.616 145.04
2	452	Andreas Mettchen-Blasius Andreas Mettchen-Blasius	Porsche 928 S	-- 15 laps --		11:28.674 132.66	2	3:00:16.120 126.70



75 Seconds penalty for Code-60 violation : 520, 472, 287, 471, 786, 452, 105, 400, 612, 646
 Pit-stop too short : 612 - 30 seconds and 648 - 45 seconds

Fastest time : 9:26.707 in lap 17 by nbr. 303 : Heinrich-Heinrich(Achim Heinrich) (BMW)

Publication-time

Results: www.raceresults.nu

Timekeeping by : RSTime by TimeService.nl

Clerk of the Course Alfred Schritz	Steward	Timekeeper  Harald Roelse	
Page 6 of 6			