

Fun Cup - Portimão 2017

Autódromo Internacional do Algarve

FUN CUP

28 November - 2 December 2017

Laps and Sector Times - QUALIFYING

Autodromo Internacional Algarve - 4652 mtr.

1 JPR GGS Racing									VW BEETLE										
lap	Sect-1	Speed	Sect-2	Speed	Sect-3	Speed	TopSpeed	laptime	pit	lap	Sect-1	Speed	Sect-2	Speed	Sect-3	Speed	Topspeed	laptime	pit
1	Out	69.5	53.016	53.1	58.189			2:40.692		10	44.624	91.1	45.306	59.0	51.932	100.3	102.5	2:21.862	
2	50.587	72.8	48.307	55.7	54.728	94.3	91.2	2:33.622		11	45.693	76.7	45.739	51.7	52.063	99.9	102.8	2:23.495	
3	47.119	79.6	47.444	58.0	53.191	95.9	99.7	2:27.754		12	45.271	75.9	45.247	57.2	52.201	100.6	103.6	2:22.719	
4	47.172	73.9	46.599	52.1		99.0	102.5	2:32.698		13	45.710	90.2	45.101	62.1		100.9	103.9	2:24.625	
5	Out	75.2	46.198	53.8	50.945			4:08.310	P	14	Out	<u>92.4</u>	45.200	<u>62.7</u>	53.545			3:49.921	P
6	45.366	75.7	46.053	55.1	51.340	102.5	105.2	2:22.759		15	45.325	86.3	45.257	54.7	53.123	99.0	103.4	2:23.705	
7	45.505	83.3	<u>44.516</u>	55.0	<u>50.846</u>	<u>105.4</u>	<u>108.6</u>	<u>2:20.867</u>		16	<u>44.462</u>	78.0	44.757	61.6	52.575	100.6	105.2	2:21.794	
8	45.937	72.5	45.831	55.7		102.9	98.8	2:25.577		17	44.997	77.6	45.959	55.4	51.925	101.5	104.9	2:22.881	
9	Out	75.5	46.405	57.7	51.338			4:24.411	P	18	45.274	85.8	45.148	61.2	51.4	104.5	104.5	2:25.729	

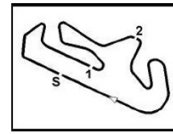
22 Team Focused									VW BEETLE										
lap	Sect-1	Speed	Sect-2	Speed	Sect-3	Speed	TopSpeed	laptime	pit	lap	Sect-1	Speed	Sect-2	Speed	Sect-3	Speed	Topspeed	laptime	pit
1	Out	75.0	45.662	62.3	50.663			2:19.416		11	44.971	88.3	43.604	62.3		98.3	99.6	2:19.711	
2	44.914	87.6	44.246	58.2	50.232	98.8	99.7	2:19.392		12	Out	85.2	47.437	56.3	53.288			4:47.922	P
3	44.185	93.1	44.946	64.1	50.428	99.0	100.3	2:19.559		13	46.648	85.6	46.957	60.4	52.587	96.6	99.7	2:26.192	
4	44.465	<u>94.7</u>	43.944	57.9	49.496	98.7	100.9	2:17.905		14	47.042	86.3	46.375	57.6	53.103	95.5	103.7	2:26.520	
5	44.028	89.0	43.613	60.3	49.801	102.3	104.9	2:17.442		15	46.620	77.2	46.355	55.4	53.056	96.7	100.0	2:26.031	
6	43.748	90.2	<u>43.195</u>	58.8	<u>49.185</u>	100.6	103.4	<u>2:16.128</u>		16	46.794	83.5	48.020	60.2	54.804	97.0	100.2	2:29.618	
7	<u>43.462</u>	90.3	44.650	65.3		<u>105.0</u>	<u>108.4</u>	2:21.551		17	46.797	77.8	46.625	56.5	54.804	96.8	100.3	2:28.226	
8	Out	87.6	44.344	63.1	51.225			5:16.780	P	18	46.313	82.8	46.705	62.7	53.454	95.5	99.1	2:26.472	
9	45.296	89.4	43.857	63.7	50.216	98.3	100.3	2:19.369		19	45.772	82.5	45.826	60.3	52.445	96.6	100.0	2:24.043	
10	44.508	90.9	43.710	<u>67.4</u>	50.827	98.7	100.5	2:19.045		20	46.032	85.5	49.292	51.0	54.043	95.9	99.6	2:29.367	

41 Team Lane Evolution									VW BEETLE										
lap	Sect-1	Speed	Sect-2	Speed	Sect-3	Speed	TopSpeed	laptime	pit	lap	Sect-1	Speed	Sect-2	Speed	Sect-3	Speed	Topspeed	laptime	pit
1	Out	85.2	45.112	59.0	50.656			2:17.181		12	44.325	95.7	43.898	57.8	49.841	99.6	102.0	2:18.064	
2	46.181	88.4	44.268	59.0	50.158	97.1	100.0	2:20.607		13	44.534	91.9	43.855	53.8	49.720	100.0	102.0	2:18.109	
3	44.706	93.5	<u>43.577</u>	59.2	50.553	99.6	100.9	2:18.836		14	44.272	<u>97.1</u>	43.973	<u>60.1</u>	49.816	100.8	102.1	2:18.061	
4	44.229	93.6	44.238	59.4		100.2	102.5	2:20.673		15	44.088	86.4	44.399	52.3		102.8	104.5	2:19.337	
5	Out	92.3	45.181	53.0	50.027			3:23.092	P	16	Out	96.1	45.925	54.3	50.242			4:25.930	P
6	44.524	88.5	44.931	55.0	49.850	100.3	102.9	2:19.305		17	44.541	90.8	44.036	54.9	49.550	100.0	102.6	2:18.127	
7	45.381	86.5	45.059	54.9	49.976	99.6	101.8	2:20.416		18	<u>43.895</u>	90.2	44.193	57.4	<u>49.420</u>	102.1	104.9	<u>2:17.508</u>	
8	44.563	91.6	44.201	56.2	49.933	100.2	103.2	2:18.697		19	44.005	86.3	44.514	56.1	49.895	<u>103.1</u>	<u>106.2</u>	2:18.414	
9	44.527	84.3	44.693	52.7		100.3	102.9	2:21.937		20	43.936	85.3	44.163	56.7	50.058	101.2	104.0	2:18.157	
10	Out	85.2	44.840	50.4	50.882			4:09.131	P	21	45.666	83.4	45.137	53.6		100.0	101.8	2:24.712	
11	45.029	90.0	44.213	55.2	49.892	98.5	101.1	2:19.134		22									

62 Team Lane Roofing									VW BEETLE										
lap	Sect-1	Speed	Sect-2	Speed	Sect-3	Speed	TopSpeed	laptime	pit	lap	Sect-1	Speed	Sect-2	Speed	Sect-3	Speed	Topspeed	laptime	pit
1	Out	65.5	46.722	54.6	50.096			2:25.742		7	44.651	<u>93.1</u>	44.639	49.1	50.196	100.9	103.2	2:19.486	
2	44.703	90.7	46.959	53.8	50.014	102.0	100.2	2:21.676		8	46.592	91.2	45.363	52.4		100.2	102.3	2:22.448	
3	44.570	88.0	44.178	53.3	<u>49.540</u>	101.2	103.4	2:18.288		9	Out	84.4	43.914	60.6	49.669			3:37.077	P
4	48.150	80.6	44.475	54.2		<u>104.5</u>	<u>104.5</u>	2:23.836		10	45.837	83.4	<u>43.371</u>	<u>63.8</u>	49.676	101.5	103.6	2:18.884	
5	Out	85.9	44.909	54.8	50.236			4:11.979	P	11	<u>44.352</u>	80.8	43.391	59.8	49.603	100.5	100.2	<u>2:17.346</u>	
6	44.657	86.3	44.060	51.7	49.783	99.9	102.5	2:18.500		12	45.251	82.1	43.590	58.3		103.9	102.1	2:19.642	

97 JPR Giti Tyres									VW BEETLE										
lap	Sect-1	Speed	Sect-2	Speed	Sect-3	Speed	TopSpeed	laptime	pit	lap	Sect-1	Speed	Sect-2	Speed	Sect-3	Speed	Topspeed	laptime	pit
1	Out	65.9	48.516	55.6	53.852			2:27.939		10	Out	74.3	44.291	59.9	50.161			3:37.703	P
2	47.116	78.2	45.927	56.7		90.4	98.7	2:27.575		11	44.540	85.9	43.875	65.3	1:05.041	99.7	101.8	2:33.456	
3	Out	84.0	44.580	61.3	49.181			6:19.013	P	12	44.805	81.0	43.863	61.7	49.904	99.0	101.2	2:18.572	
4	44.102	82.2	43.441	65.0	49.416	102.8	105.5	2:16.959		13	44.418	88.7	43.868	62.2	49.913	99.6	101.7	2:18.199	
5	44.260	87.5	43.326	61.9	<u>48.908</u>	103.1	102.8	2:16.494		14	44.009	82.4	43.804	61.8	49.782	100.6	102.3	2:17.595	
6	<u>43.585</u>	90.1	<u>43.250</u>	64.8	49.349	102.6	104.4	<u>2:16.184</u>		15	43.963	81.3	43.891	65.4	49.861	100.9	102.8	2:17.715	
7	44.162	88.5	43.336	59.9	49.254	<u>104.7</u>	<u>106.5</u>	2:16.752		16	44.314	82.1	43.575	<u>66.2</u>	49.657	100.8	102.9	2:17.546	
8	43.852	89.4	43.587	62.3	49.084	101.5	102.6	2:16.523		17	43.953	83.4	43.900	63.0	49.805	102.0	103.4	2:17.658	
9	44.075	<u>96.3</u>	43.565	57.5		100.8	102.3	2:17.945		18	45.610	67.8	53.431	65.0		100.2	102.6	2:45.007	

99 JPR On The Piste									VW BEETLE										
lap	Sect-1	Speed	Sect-2	Speed	Sect-3	Speed	TopSpeed	laptime	pit	lap	Sect-1	Speed	Sect-2	Speed	Sect-3	Speed	Topspeed	laptime	pit
1	Out	69.6	45.054	59.7	50.579			2:18.625		8	44.532	77.0	44.797	63.9	50.326	101.7	103.4	2:19.655	
2	44.407	87.6	43.957	60.3	49.898	100.8	102.9	2:18.262		9	44.720	83.2	45.051	64.7		100.9	102.3	2:23.301	



Fun Cup - Portimão 2017

Autódromo Internacional do Algarve

FUN CUP

28 November - 2 December 2017

Laps and Sector Times - QUALIFYING

Autodromo Internacional Algarve - 4652 mtr.

3	43.868	91.3	43.375	65.5	49.949	101.5	103.2	2:17.192	10	Out	91.6	44.319	62.9	49.828				5:50.549	P
4	43.672	91.6	<u>43.010</u>	63.2	<u>49.368</u>	101.8	104.2	<u>2:16.050</u>	11	43.862	87.2	43.651	66.9	49.731	102.8	104.9		2:17.244	
5	43.986	93.6	43.724	61.6		102.0	104.0	2:21.400	12	<u>43.648</u>	87.2	43.157	61.3	49.844	103.7	<u>106.4</u>		2:16.649	
6	Out	81.0	44.590	60.3	50.224			5:23.009	P	13	44.758	90.8	43.758	<u>69.2</u>	50.430	101.7	103.4	2:18.946	
7	44.692	82.4	44.357	62.7	50.208	<u>105.5</u>	104.5	2:19.257	14	44.775	<u>94.3</u>	43.943	66.4		100.8	102.8		2:22.939	

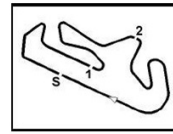
103 JPR VLS										VW BEETLE									
lap	Sect-1	Speed	Sect-2	Speed	Sect-3	Speed	TopSpeed	laptime	pit	lap	Sect-1	Speed	Sect-2	Speed	Sect-3	Speed	Topspeed	laptime	pit
1	Out	63.8	51.576	52.0	56.223			2:37.153		9	48.252	81.9	48.983	55.6	56.465	96.8	95.9	2:33.700	
2	49.868	62.3	48.663	55.4		95.5	91.7	2:36.849		10	52.275	69.3	56.944	47.7		96.7	98.0	2:56.425	
3	Out	74.1	47.252	57.7	52.842			3:36.799	P	11	Out	81.2	44.768	57.7	51.237			4:44.469	P
4	48.378	74.2	45.965	61.5		99.0	91.4	2:30.898		12	44.672	82.6	44.271	60.6	50.059	100.8	101.7	2:19.002	
5	Out	74.0	49.879	55.5	56.310			7:01.916	P	13	44.055	81.8	44.512	58.2	49.805	100.8	102.5	2:18.372	
6	47.751	74.4	49.862	49.3	55.179	101.2	100.6	2:32.792		14	44.220	84.4	<u>43.762</u>	61.9	49.918	102.1	103.9	2:17.900	
7	48.303	74.6	48.839	53.4	56.390	97.8	102.6	2:33.532		15	<u>44.034</u>	84.2	44.137	56.1	<u>49.517</u>	101.2	103.9	<u>2:17.688</u>	
8	49.471	76.3	49.315	53.0	56.510	96.6	92.2	2:35.296		16	45.593	<u>86.3</u>	44.623	<u>62.5</u>		<u>103.4</u>	<u>106.7</u>	2:23.990	

104 TC4H Jason Kennedy Racing										VW BEETLE									
lap	Sect-1	Speed	Sect-2	Speed	Sect-3	Speed	TopSpeed	laptime	pit	lap	Sect-1	Speed	Sect-2	Speed	Sect-3	Speed	Topspeed	laptime	pit
1	Out	56.3	55.408	47.3	59.706			2:45.076		7	Out	87.0	43.461	59.2	49.592			3:46.931	P
2	50.186	74.6	50.725	51.0	55.329	87.3	97.0	2:36.240		8	44.785	91.4	43.226	<u>60.6</u>	49.197	102.0	104.0	2:17.208	
3	48.555	78.7	48.661	47.9	53.381	95.2	101.4	2:30.597		9	43.663	<u>94.7</u>	43.336	60.2	<u>49.113</u>	101.7	103.9	2:16.112	
4	47.300	72.6	46.799	53.1	52.087	97.1	101.1	2:26.186		10	43.685	92.1	<u>43.094</u>	58.2	49.147	<u>102.1</u>	103.9	<u>2:15.926</u>	
5	46.505	89.8	45.856	54.8	53.084	98.7	102.1	2:25.445		11	<u>43.492</u>	92.3	43.228	58.5		101.8	<u>104.2</u>	2:17.545	
6	46.863	76.7	46.289	54.4		94.9	100.9	2:29.310		12	Out	85.7	45.627	55.2	51.203			30:46.367	P

106 Track Torque 2Rent Dominos										VW BEETLE									
lap	Sect-1	Speed	Sect-2	Speed	Sect-3	Speed	TopSpeed	laptime	pit	lap	Sect-1	Speed	Sect-2	Speed	Sect-3	Speed	Topspeed	laptime	pit
1	Out	67.8	44.970	66.2	50.151			2:17.273		10	44.419	88.7	43.822	61.8	49.800	101.5	102.3	2:18.041	
2	44.659	80.8	43.823	71.5	49.574	98.7	100.2	2:18.056		11	44.618	91.1	44.363	64.9	49.732	100.5	101.5	2:18.713	
3	44.408	81.2	43.781	<u>72.5</u>	49.504	100.0	102.0	2:17.693		12	44.005	<u>95.1</u>	44.551	55.9		<u>104.0</u>	103.1	2:22.277	
4	43.796	93.2	43.217	69.5	49.519	100.9	<u>104.2</u>	2:16.532		13	Out	78.0	46.054	67.2	50.554			3:49.876	P
5	43.950	92.2	43.325	70.9	<u>49.361</u>	99.7	101.2	2:16.636		14	45.164	87.7	44.394	69.9	50.776	100.5	102.9	2:20.334	
6	43.751	91.2	<u>43.016</u>	70.4	49.364	99.9	101.4	<u>2:16.131</u>		15	45.442	87.8	45.522	58.5	51.311	99.6	101.4	2:22.275	
7	<u>43.728</u>	92.8	43.231	70.6		101.1	102.3	2:17.409		16	45.607	86.6	43.912	68.1	50.179	100.5	103.4	2:19.698	
8	Out	84.9	44.840	64.7	50.011			4:37.485	P	17	45.348	90.6	44.299	70.3		100.2	102.5	2:22.808	
9	44.096	88.2	44.036	61.6	50.100	101.1	102.3	2:18.232		18									

110 Team Viking										VW BEETLE									
lap	Sect-1	Speed	Sect-2	Speed	Sect-3	Speed	TopSpeed	laptime	pit	lap	Sect-1	Speed	Sect-2	Speed	Sect-3	Speed	Topspeed	laptime	pit
1	Out	70.0	47.114	57.5	50.647			2:24.385		12	Out	85.2	43.765	59.0	49.683			3:33.436	P
2	43.866	86.0	43.520	62.0	49.640	101.1	102.9	2:17.026		13	44.584	91.8	43.589	58.1	50.680	101.7	103.4	2:18.853	
3	43.910	84.2	43.960	63.6	<u>49.039</u>	<u>102.3</u>	103.6	2:16.909		14	43.827	85.4	43.593	60.3	50.002	101.5	104.2	2:17.422	
4	<u>43.505</u>	83.7	43.398	<u>67.9</u>	49.214	101.8	103.4	<u>2:16.117</u>		15	43.944	82.2	43.758	60.2	49.551	102.1	104.4	2:17.253	
5	44.785	85.7	<u>42.678</u>	64.1	49.235	102.0	103.7	2:16.698		16	43.615	85.3	43.637	61.3		102.1	<u>105.7</u>	2:21.963	
6	43.904	83.1	43.115	63.5		101.7	104.9	2:20.033		17	Out	80.8	43.216	67.2	49.788			3:39.008	P
7	Out	93.3	43.753	64.5	50.540			3:28.091	P	18	43.911	85.3	43.321	63.5	49.469	101.5	103.6	2:16.701	
8	45.887	84.3	44.143	60.2	49.873	100.8	105.2	2:19.903		19	44.174	84.8	44.024	62.3		101.8	103.9	2:21.499	
9	45.547	88.5	43.932	63.5	50.460	100.9	104.2	2:19.939		20	Out	93.6	44.135	60.6	51.629			3:26.070	P
10	43.848	83.7	43.437	61.5	49.287	101.5	103.9	2:16.572		21	44.004	84.2	43.324	62.4	49.638	100.3	103.9	2:16.966	
11	44.201	<u>93.7</u>	43.460	58.4		101.4	103.2	2:23.252		22	44.434	87.2	44.065	59.0		100.6	102.6	2:27.597	

155 Painters Decorators										VW BEETLE									
lap	Sect-1	Speed	Sect-2	Speed	Sect-3	Speed	TopSpeed	laptime	pit	lap	Sect-1	Speed	Sect-2	Speed	Sect-3	Speed	Topspeed	laptime	pit
1	Out	66.6	45.861	56.1	50.489			2:20.819		9	45.628	83.8	45.275	54.0	50.792	100.0	103.1	2:21.695	
2	44.709	79.1	44.068	61.7	50.012	100.5	102.5	2:18.789		10	46.079	83.6	45.764	58.8		<u>101.5</u>	103.1	2:28.539	
3	<u>44.209</u>	85.1	43.772	59.2	<u>49.648</u>	101.1	102.9	<u>2:17.629</u>		11	Out	81.5	44.245	<u>66.3</u>	51.044			3:45.941	P
4	44.288	85.6	43.883	59.2	49.651	101.2	103.7	2:17.822		12	45.179	80.9	44.351	63.3	51.151	98.1	100.2	2:20.681	
5	44.693	86.4	<u>43.770</u>	58.5		100.8	102.6	2:22.571		13	44.900	<u>93.3</u>	44.001	63.7	50.205	98.7	99.9	2:19.106	
6	Out	82.6	45.816	56.2	51.472			3:44.445	P	14	44.971	92.4	44.386	59.7	50.887	100.2	100.8	2:20.244	
7	46.679	81.3	46.171	56.8	51.771	98.4	100.9	2:24.621		15	45.025	92.6	45.401	57.7		99.1	101.2	2:29.727	
8	45.905	88.7	45.477	54.9	51.472	99.6	<u>103.9</u>	2:22.854		16									



Fun Cup - Portimão 2017

Autódromo Internacional do Algarve

FUN CUP
Laps and Sector Times - QUALIFYING

28 November - 2 December 2017

Autodromo Internacional Algarve - 4652 mtr.

158	Team Brit	VW BEETLE
lap	Sect-1 Speed Sect-2 Speed Sect-3 Speed TopSpeed laptime pit	lap Sect-1 Speed Sect-2 Speed Sect-3 Speed TopSpeed laptime pit

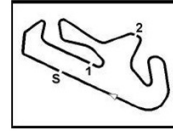
169	Team Lane Roofing	VW BEETLE
lap	Sect-1 Speed Sect-2 Speed Sect-3 Speed TopSpeed laptime pit	lap Sect-1 Speed Sect-2 Speed Sect-3 Speed TopSpeed laptime pit
1	Out 81.3 46.830 <u>59.9</u> 52.805 2:26.159	9 47.615 80.6 49.395 54.5 93.1 98.4 2:34.563
2	47.991 85.5 48.831 55.5 52.637 98.0 100.5 2:29.459	10 Out 74.5 45.842 55.8 51.754 93.1 98.4 4:17.998 P
3	46.337 89.6 46.622 57.7 53.264 <u>102.0</u> <u>104.7</u> 2:26.223	11 45.705 89.8 44.962 54.6 50.654 98.4 101.8 2:21.321
4	48.368 74.6 46.465 53.5 99.7 102.1 2:30.997	12 <u>44.899</u> <u>93.2</u> <u>44.368</u> 54.8 <u>50.111</u> 100.6 102.6 <u>2:19.378</u>
5	Out 81.0 48.527 58.3 52.169 3:51.949 P	13 46.575 69.5 45.416 55.0 50.324 100.2 102.6 2:22.315
6	48.739 80.0 46.215 58.7 51.324 97.8 96.1 2:26.278	14 45.052 88.8 45.171 51.3 50.197 100.2 102.5 2:20.420
7	46.821 84.4 47.004 57.8 52.325 99.3 101.8 2:26.150	15 45.051 85.1 44.387 56.7 100.9 103.4 2:21.684
8	46.259 85.9 48.256 54.7 54.809 97.3 101.4 2:29.324	16 Out 86.0 44.831 53.3 In 3:45.747 P

171	Agua Caliente	VW BEETLE
lap	Sect-1 Speed Sect-2 Speed Sect-3 Speed TopSpeed laptime pit	lap Sect-1 Speed Sect-2 Speed Sect-3 Speed TopSpeed laptime pit
1	Out 63.4 47.121 55.3 51.334 2:23.480	11 Out 63.2 44.744 57.5 50.239 3:56.333 P
2	45.788 75.1 43.876 66.1 49.525 100.8 101.7 2:19.189	12 46.511 82.1 44.461 60.2 50.324 101.1 99.0 2:21.296
3	43.549 88.0 42.689 65.0 <u>48.697</u> 101.4 102.8 2:14.935	13 48.582 77.9 45.062 56.7 100.6 102.5 2:29.474
4	44.304 85.8 42.705 65.5 48.922 <u>102.5</u> 104.0 2:15.931	14 Out 78.0 45.869 55.6 52.852 5:24.525 P
5	43.409 86.4 42.505 66.2 48.810 101.8 103.6 2:14.724	15 44.855 86.9 44.752 57.1 50.712 101.2 103.9 2:20.319
6	<u>43.065</u> 89.5 42.647 65.0 48.721 102.0 103.9 <u>2:14.433</u>	16 46.119 76.0 46.661 55.6 52.965 100.8 102.5 2:25.745
7	43.307 <u>91.1</u> <u>42.367</u> <u>68.3</u> 102.0 <u>104.2</u> 2:14.865	17 46.303 81.0 45.964 58.3 52.335 100.3 <u>104.2</u> 2:24.602
8	Out 78.7 46.271 56.2 51.872 4:40.504 P	18 46.110 79.6 45.389 57.6 52.832 100.5 103.2 2:24.331
9	47.521 85.7 45.279 59.3 50.961 100.3 103.1 2:23.761	19 46.134 75.4 46.346 59.5 52.427 99.1 101.4 2:24.907
10	45.607 78.8 45.217 59.5 101.7 102.9 2:23.436	20 47.628 70.5 46.121 57.4 99.9 102.8 2:29.007

188	TC4H Global Racing	VW BEETLE
lap	Sect-1 Speed Sect-2 Speed Sect-3 Speed TopSpeed laptime pit	lap Sect-1 Speed Sect-2 Speed Sect-3 Speed TopSpeed laptime pit
1	Out 78.3 45.406 51.2 50.932 2:17.546	11 44.885 63.5 58.054 57.6 103.1 104.7 2:41.381
2	44.789 84.8 44.010 55.2 49.905 100.6 102.0 2:18.704	12 Out <u>94.3</u> 43.227 56.2 49.275 3:45.792 P
3	45.933 77.9 44.599 53.6 50.352 101.2 103.2 2:20.884	13 43.393 91.4 <u>42.900</u> <u>76.4</u> 49.886 100.5 101.7 2:16.179
4	45.254 86.4 44.513 51.5 98.3 102.1 2:23.174	14 44.110 93.7 42.983 60.8 100.9 102.5 2:18.146
5	Out 86.1 46.089 54.7 50.643 3:44.785 P	15 Out 85.7 45.279 49.5 51.407 6:49.203 P
6	45.233 92.8 44.543 60.1 50.434 100.3 103.7 2:20.210	16 44.860 80.2 44.857 52.0 49.739 100.6 102.6 2:19.456
7	45.490 82.8 46.100 53.3 101.4 102.8 2:29.104	17 44.037 82.4 44.433 52.3 49.417 101.8 103.9 2:17.887
8	Out 84.1 43.517 63.9 49.370 3:27.489 P	18 44.448 80.1 49.235 51.5 103.1 <u>105.4</u> 2:28.308
9	43.620 90.6 42.990 69.7 <u>48.738</u> 102.9 104.7 2:15.348	19 Out 83.1 45.101 50.5 50.548 4:55.547 P
10	<u>43.210</u> 93.2 42.946 61.5 48.939 <u>103.7</u> 104.5 <u>2:15.095</u>	20 45.047 73.7 45.403 53.1 99.4 101.5 2:26.752

212	FNS	VW BEETLE
lap	Sect-1 Speed Sect-2 Speed Sect-3 Speed TopSpeed laptime pit	lap Sect-1 Speed Sect-2 Speed Sect-3 Speed TopSpeed laptime pit
1	Out 76.0 46.193 60.5 51.145 2:20.684	9 <u>43.402</u> 92.9 43.148 63.0 <u>105.8</u> <u>108.6</u> 2:21.236
2	45.424 86.0 44.636 58.9 50.832 99.1 101.7 2:20.892	10 Out <u>95.1</u> 43.689 60.0 49.454 4:04.459 P
3	46.186 76.5 44.630 63.0 49.958 100.5 101.8 2:20.774	11 44.300 93.3 <u>42.945</u> <u>67.2</u> 49.744 100.5 101.8 2:16.989
4	44.189 84.9 43.451 65.2 50.409 100.6 102.3 2:18.049	12 43.776 86.8 43.428 62.3 <u>49.296</u> 102.9 105.2 <u>2:16.500</u>
5	44.695 86.3 44.052 64.3 50.354 98.5 101.5 2:19.101	13 43.890 86.8 43.324 65.7 49.855 105.4 103.4 2:17.069
6	46.772 86.3 43.611 62.3 50.293 100.2 102.9 2:20.676	14 44.877 92.2 43.187 64.1 49.556 100.6 102.1 2:17.620
7	44.557 86.3 43.574 65.3 49.808 100.5 102.8 2:17.939	15 45.608 76.9 46.424 53.7 100.5 102.5 2:26.813
8	44.917 85.3 43.105 63.7 49.305 101.5 103.1 2:17.327	16

213	Mak Racing	VW BEETLE
lap	Sect-1 Speed Sect-2 Speed Sect-3 Speed TopSpeed laptime pit	lap Sect-1 Speed Sect-2 Speed Sect-3 Speed TopSpeed laptime pit
1	Out 81.0 46.685 54.0 51.179 2:21.554	12 45.266 87.6 44.416 58.9 96.8 102.1 2:26.620
2	44.681 90.9 44.236 56.1 49.486 99.0 101.8 2:18.403	13 Out 96.4 43.866 57.6 49.793 3:46.323 P
3	43.837 <u>98.4</u> 44.329 60.1 49.475 101.7 103.9 2:17.641	14 43.725 85.1 44.536 <u>65.0</u> 101.8 103.7 2:22.321
4	43.592 93.5 43.136 60.5 49.520 101.4 104.4 2:16.248	15 Out 82.2 44.424 59.4 50.350 3:32.873 P
5	<u>43.495</u> 88.7 <u>43.063</u> 58.7 <u>49.309</u> <u>104.4</u> <u>106.0</u> 2:15.867	16 44.518 82.4 43.885 57.8 50.049 99.9 102.1 2:18.452
6	43.562 87.7 43.486 58.7 102.1 103.9 2:17.135	17 44.963 84.6 44.047 58.7 99.4 101.8 2:22.126
7	Out 88.1 46.560 53.2 52.731 3:52.167 P	18 Out 86.6 43.830 57.0 49.873 3:32.716 P
8	46.380 83.5 44.354 61.2 49.750 94.4 104.9 2:20.484	19 44.111 84.8 44.142 55.9 49.721 100.5 101.8 2:17.974
9	45.504 87.3 44.221 62.3 51.747 104.0 104.7 2:21.472	20 43.969 90.6 43.648 57.4 101.2 102.5 2:20.685
10	45.956 85.4 44.590 54.0 49.861 102.3 104.7 2:20.407	21 Out 84.0 44.495 57.5 52.044 3:52.497 P
11	44.971 90.8 43.930 59.4 50.131 101.7 98.1 2:19.032	22 45.093 88.0 44.555 57.7 50.854 99.0 101.2 2:20.502



Fun Cup - Portimão 2017

Autódromo Internacional do Algarve

FUN CUP
Laps and Sector Times - QUALIFYING

28 November - 2 December 2017

Autodromo Internacional Algarve - 4652 mtr.

249 Team7										VW BEETLE									
lap	Sect-1	Speed	Sect-2	Speed	Sect-3	Speed	TopSpeed	laptime	pit	lap	Sect-1	Speed	Sect-2	Speed	Sect-3	Speed	Topspeed	laptime	pit
1	Out	68.8	46.837	58.2	50.582			2:23.033		10	44.716	96.7	44.705	55.8	50.406	102.8	103.1	2:19.827	
2	45.261	92.8	44.748	59.1	50.518	100.6	102.6	2:20.527		11	44.995	92.6	44.583	56.0		99.6	102.3	2:22.209	
3	45.206	<u>97.4</u>	44.159	59.0	50.497	100.5	102.3	2:19.862		12	Out	86.9	45.089	56.9	In			2:49.977	P
4	45.240	89.1	44.213	62.6		100.9	102.5	2:19.858		13	Out	90.7	43.863	62.8	49.886			4:27.383	P
5	Out	87.3	47.556	56.0	52.470		4:30.828	P		14	44.135	<u>97.4</u>	43.571	<u>69.0</u>	49.882	100.9	104.0	2:17.588	
6	46.443	89.2	45.950	63.1	50.222	100.8	103.7	2:22.615		15	<u>43.859</u>	91.1	<u>42.947</u>	67.4	<u>49.491</u>	101.7	104.9	<u>2:16.297</u>	
7	45.880	81.8	45.179	62.7		<u>104.4</u>	99.6	2:28.014		16	43.923	93.3	43.296	64.3		102.3	<u>105.5</u>	2:20.273	
8	Out	84.7	47.287	59.2	In			3:13.812	P	17	Out	86.6	45.292	55.1	52.273			6:23.022	P
9	Out	86.8	44.620	57.8	50.393			4:22.126	P	18	45.426	88.9	45.103	53.8	50.302	96.6	100.5	2:20.831	

252 Racelogic										VW BEETLE									
lap	Sect-1	Speed	Sect-2	Speed	Sect-3	Speed	TopSpeed	laptime	pit	lap	Sect-1	Speed	Sect-2	Speed	Sect-3	Speed	Topspeed	laptime	pit
1	Out	76.4	44.809	61.7	50.068			2:17.598		10	Out	89.4	43.561	61.0	49.142			3:20.222	P
2	43.399	90.3	43.305	61.2	<u>48.542</u>	101.8	104.4	2:15.246		11	49.747	55.7	45.507	62.9	49.103	102.9	105.0	2:24.357	
3	43.184	91.4	<u>42.693</u>	64.0	<u>48.809</u>	<u>104.9</u>	104.9	<u>2:14.686</u>		12	43.498	92.2	43.012	66.4	49.428	101.7	103.7	2:15.938	
4	43.543	90.6	43.031	61.6		102.1	103.7	2:16.692		13	43.468	92.6	42.857	<u>67.0</u>		102.3	102.9	2:16.742	
5	Out	88.9	43.577	58.0	54.459		3:53.810	P		14	Out	86.3	43.267	64.8	In			3:01.101	P
6	43.400	91.9	43.019	62.5	48.991	103.7	104.0	2:15.410		15	Out	89.8	42.800	62.8	In			2:57.796	P
7	43.310	91.8	43.196	59.5	48.881	102.8	104.0	2:15.387		16	Out	91.9	43.053	63.2	In			2:58.484	P
8	43.247	<u>96.4</u>	42.810	61.0	48.785	102.6	105.0	2:14.842		17	Out	88.4	43.265	65.7	In			3:03.397	P
9	<u>43.068</u>	88.5	43.149	63.5		104.0	<u>105.8</u>	2:16.609		18	Out	89.4	43.293	61.3	In			3:02.717	P

262 Track Focused										VW BEETLE									
lap	Sect-1	Speed	Sect-2	Speed	Sect-3	Speed	TopSpeed	laptime	pit	lap	Sect-1	Speed	Sect-2	Speed	Sect-3	Speed	Topspeed	laptime	pit
1	Out	83.7	44.729	58.8	49.711			2:15.670		10	8:53.731	86.7	44.526	62.4	50.126	102.9		10:28.383	
2	45.100	85.9	43.764	65.3	50.598	99.4	101.7	2:19.462		11	43.608	87.2	43.172	60.8	49.364	101.4	103.1	2:16.144	
3	44.174	88.8	43.653	69.5	49.460	101.8	100.9	2:17.287		12	44.733	86.8	42.975	60.7	<u>48.944</u>	101.4	102.0	2:16.652	
4	43.786	<u>94.0</u>	43.614	74.5	49.858	102.5	105.2	2:17.258		13	43.698	84.4	43.222	61.7	48.952	100.2	102.3	<u>2:15.872</u>	
5	43.752	93.9	43.363	<u>75.2</u>	50.796	102.8	104.0	2:17.911		14	<u>43.475</u>	89.6	<u>42.791</u>	62.0	50.491	101.2	103.6	2:16.757	
6	44.172	89.0	43.744	65.3		100.6	102.6	2:19.727		15	43.996	87.8	42.882	62.9	49.271	100.3	102.5	2:16.149	
7			In		In			4:01.660	P	16	43.799	91.2	43.399	59.5		101.1	102.8	2:18.125	
8							<u>104.7</u>	<u>106.2</u>		17	Out	83.1	45.329	60.7	51.027			3:43.892	P
9							101.2	2:18.840		18	45.326	93.3	43.839	65.7	50.263	99.4	97.5	2:19.428	

312 Team Brit										VW BEETLE									
lap	Sect-1	Speed	Sect-2	Speed	Sect-3	Speed	TopSpeed	laptime	pit	lap	Sect-1	Speed	Sect-2	Speed	Sect-3	Speed	Topspeed	laptime	pit
1	Out	43.5	51.704	49.1	51.816			2:35.707		11	45.388	86.7	44.013	63.8	49.849	101.4	<u>104.4</u>	2:19.250	
2	45.146	78.6	44.347	60.0	53.582	99.1	101.5	2:23.075		12	<u>44.110</u>	84.0	44.464	66.4		100.2	102.5	2:19.188	
3	47.164	84.0	<u>43.322</u>	64.6	54.177	78.9	83.2	2:24.663		13	Out	74.2	46.993	53.4	50.689			6:42.803	P
4	49.671	60.8	48.793	57.8	53.790	100.6	88.1	2:32.254		14	44.449	83.0	43.897	61.0	49.750	100.8	102.9	2:18.096	
5	50.149	82.7	43.497	63.1	<u>49.341</u>	84.0	86.3	2:22.987		15	45.190	84.0	43.857	63.2	49.489	98.3	101.2	2:18.536	
6	50.238	77.6	44.249	61.8		91.2	84.8	2:26.386		16	46.238	58.0	50.183	56.4		100.8	103.6	2:30.370	
7	Out	76.8	44.612	66.4	50.072			4:03.502	P	17	Out	76.2	44.320	<u>68.5</u>	51.412			5:04.959	P
8	44.282	83.2	44.116	61.3	49.610	101.8	104.0	2:18.008		18	44.437	81.1	45.811	63.4	52.497	100.5	103.4	2:22.745	
9	44.156	84.1	43.703	61.9	49.795	<u>102.5</u>	104.2	<u>2:17.654</u>		19	44.610	<u>89.7</u>	43.992	66.0	50.870	97.5	100.9	2:19.472	
10	44.757	85.1	43.823	66.4	50.119	101.8	103.7	2:18.699		20	45.045	82.1	44.719	61.8	50.596	97.4	100.8	2:20.360	