

Fun Cup - Portimão 2017

Autódromo Internacional do Algarve

FUN CUP

Laps and Sector Times - FREE TESTING 2

28 November - 2 December 2017

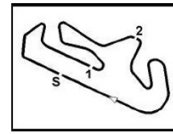
Autodromo Internacional Algarve - 4652 mtr.

1 JPR GGS Racing									VW BEETLE										
lap	Sect-1	Speed	Sect-2	Speed	Sect-3	Speed	TopSpeed	laptime	pit	lap	Sect-1	Speed	Sect-2	Speed	Sect-3	Speed	Topspeed	laptime	pit
1	Out	60.8	50.752	55.4	55.443			2:45.274		18	48.805	65.3	46.082	62.7	52.783	99.9	105.7	2:27.670	
2	46.447	80.7	46.816	59.3	51.880	98.8	101.8	2:25.143		19	46.832	67.0	47.444	59.2	53.096	102.3	106.7	2:27.372	
3	46.386	82.0	46.863	61.4	51.866	99.1	105.2	2:25.115		20	48.027	65.5	46.619	63.7	53.612	102.0	105.4	2:28.258	
4	46.775	83.7	46.294	60.9	51.787	99.9	104.0	2:24.856		21	46.598	81.5	46.174	59.4	52.480	100.3	103.7	2:25.252	
5	45.616	83.4	45.712	62.5	52.201	100.3	105.2	2:23.529		22	45.682	88.1	<u>43.849</u>	70.6	51.483	99.7	103.4	2:21.014	
6	46.472	82.0	46.732	61.1	50.668	98.7	103.2	2:23.872		23	45.108	87.8	44.260	<u>72.6</u>	52.582	102.9	106.9	2:21.950	
7	45.459	83.9	45.937	65.0	1:02.114	100.9	105.4	2:33.510		24	<u>44.057</u>	93.2	44.208	67.6	51.756	103.9	107.9	<u>2:20.021</u>	
8	59.299	68.7	50.320	53.3	59.682	70.6	65.7	2:49.301		25	44.989	83.4	44.732	61.1	50.651	102.9	106.4	2:20.372	
9	46.262	81.9	45.515	66.6	52.036	99.4	103.2	2:23.813		26	44.475	<u>96.0</u>	43.974	70.1	51.802	<u>104.7</u>	<u>108.8</u>	2:20.251	
10	45.646	81.6	47.424	63.1	51.667	101.4	104.7	2:24.737		27	45.031	83.5	44.793	55.8		102.0	106.2	2:27.397	
11	45.092	84.5	46.182	65.2		102.9	106.9	2:25.301		28	Out	76.0	44.500	60.3	51.079			23:22.332	P
12	Out	68.1	48.151	61.1	55.573			4:29.025	P	29	45.479	74.4	46.374	54.0	51.550	101.8	105.8	2:23.403	
13	46.114	77.4	46.488	64.7	51.789	99.7	98.5	2:24.391		30	45.617	74.3	46.154	57.3	<u>50.528</u>	101.5	104.2	2:22.299	
14	46.771	74.2	46.742	59.1	54.512	100.5	101.7	2:28.025		31	46.090	76.1	45.186	56.7	50.816	100.8	104.2	2:22.092	
15	48.719	78.4	45.728	62.7	52.647	95.2	89.2	2:27.094		32	45.388	83.6	44.777	56.2		101.4	97.4	2:25.197	
16	45.204	78.8	48.761	48.8		104.2	103.1	2:36.847		33	Out	70.0	46.464	56.2	51.112			4:38.656	P
17	Out	71.2	46.641	66.8	53.175			6:59.280	P	34	45.981	84.3	45.694	54.0		101.7	98.7	2:27.268	

22 Team Focused									VW BEETLE										
lap	Sect-1	Speed	Sect-2	Speed	Sect-3	Speed	TopSpeed	laptime	pit	lap	Sect-1	Speed	Sect-2	Speed	Sect-3	Speed	Topspeed	laptime	pit
1	Out	52.6	54.442	45.5	57.652			2:40.271		18	46.339	84.9	56.555	58.7	51.238	99.3	102.6	2:34.132	
2	50.614	63.4	49.626	53.5	55.849	92.8	87.8	2:36.089		19	45.727	80.4	45.769	64.8	54.770	100.0	102.3	2:26.266	
3	47.698	78.9	50.655	52.7	51.532	89.0	89.6	2:29.885		20	45.846	87.7	44.513	64.7		96.4	98.7	2:25.160	
4	44.581	83.3	44.148	61.2	50.251	101.5	104.9	2:18.980		21	Out	83.5	44.515	61.1	51.352			4:02.002	P
5	44.650	85.3	44.007	61.5	<u>49.597</u>	99.6	101.2	<u>2:18.254</u>		22	44.290	83.8	44.648	56.4	50.914	99.6	102.3	2:19.852	
6	44.770	87.3	43.973	63.9	49.888	99.4	100.8	2:18.631		23	44.427	92.3	43.592	62.9	50.754	98.8	102.9	2:18.773	
7	44.879	84.5	43.711	61.9	56.515	97.8	100.6	2:25.105		24	44.455	89.0	43.691	62.6	50.324	100.0	102.9	2:18.470	
8	52.182	61.8	49.312	47.2	55.907	79.7	77.6	2:37.401		25	<u>44.276</u>	<u>93.5</u>	44.864	51.1	49.842	102.3	103.4	2:18.982	
9	44.433	85.8	44.720	52.3	50.206	99.0	101.2	2:19.359		26	44.331	89.5	44.450	51.9	52.145	99.9	101.8	2:20.926	
10	44.341	88.3	<u>43.556</u>	60.6		98.5	101.2	2:20.729		27	26:38.692	75.5	46.476	62.7	53.209	99.3	101.4	28:18.377	P
11	Out	85.7	46.600	64.6	52.213			12:36.288	P	28	46.184	86.7	44.534	63.0	51.454	97.3	99.9	2:22.172	
12	45.079	86.3	46.278	59.9	52.941	<u>102.5</u>	<u>105.7</u>	2:24.298		29	45.142	90.3	1:11.911	59.5	53.534	98.3	99.7	2:50.587	
13	45.948	88.8	44.407	64.9	52.192	96.3	100.2	2:22.547		30	46.106	79.7	45.288	63.2	51.272	97.8	100.3	2:22.666	
14	45.294	87.3	44.742	63.0	51.926	98.8	102.0	2:21.962		31	45.602	75.9	47.111	58.8	51.440	98.5	100.2	2:24.153	
15	46.596	89.5	45.048	65.9	51.512	97.0	101.2	2:23.156		32	45.733	84.0	45.966	60.2	51.283	97.3	100.6	2:22.982	
16	45.858	86.5	45.073	57.9	51.630	97.7	100.9	2:22.561		33	45.718	81.2	45.594	57.5	51.768	98.3	100.5	2:23.080	
17	45.859	86.7	45.748	<u>69.4</u>	51.962	98.5	101.7	2:23.569		34									

41 Team Lane Evolution									VW BEETLE										
lap	Sect-1	Speed	Sect-2	Speed	Sect-3	Speed	TopSpeed	laptime	pit	lap	Sect-1	Speed	Sect-2	Speed	Sect-3	Speed	Topspeed	laptime	pit
1	Out	72.7	46.143	46.9	51.770			2:20.737		19	44.284	89.1	44.397	54.6	49.704	101.8	105.4	2:18.385	
2	45.021	84.7	44.592	53.7	49.463	98.8	103.7	2:19.076		20	44.364	93.6	44.142	56.5	50.074	102.5	105.8	2:18.580	
3	44.617	91.4	43.694	55.6	<u>49.125</u>	102.0	104.5	2:17.436		21	45.281	84.1	44.454	54.5	49.943	101.4	104.0	2:19.678	
4	43.621	<u>99.1</u>	43.371	57.0	49.157	102.1	105.0	<u>2:16.149</u>		22	44.311	88.7	44.153	57.3	50.678	100.0	103.2	2:19.142	
5	44.272	96.1	43.061	57.3	49.135	101.1	102.3	2:16.468		23	45.456	86.5	45.321	53.1		97.0	102.1	2:24.073	
6	<u>43.446</u>	92.1	<u>42.890</u>	<u>63.9</u>		101.5	105.2	2:22.505		24	Out	91.6	44.342	54.8	50.556			9:01.158	P
7	Out	87.6	43.611	54.8	49.585			5:18.555	P	25	44.305	89.7	43.985	59.5	49.894	99.9	103.4	2:18.184	
8	43.497	91.1	44.147	55.8	49.606	101.5	105.5	2:17.250		26	44.051	89.5	44.237	59.4	51.573	102.8	106.2	2:19.861	
9	43.852	95.5	43.186	56.1	49.395	100.6	104.0	2:16.433		27	20:20.489	86.8	44.662	55.4	51.076	102.3	105.0	21:56.227	P
10	43.687	97.1	43.240	55.5	49.490	101.5	104.9	2:16.417		28	44.683	93.7	43.756	55.3	49.664	100.6	104.4	2:18.103	
11	43.579	91.7	43.820	53.0		<u>103.1</u>	<u>107.0</u>	2:17.413		29	44.488	89.0	44.090	55.2	50.297	101.8	105.5	2:18.875	
12	Out	93.2	44.818	53.4	50.507			3:55.279	P	30	44.942	68.8	44.087	58.6		102.3	105.0	2:20.400	
13	44.784	90.0	44.883	51.5	50.398	99.1	102.9	2:20.065		31	Out	87.8	43.988	55.8	50.491			3:10.666	P
14	45.547	91.1	44.584	53.5	50.255	99.9	102.6	2:20.386		32	44.363	88.2	43.740	55.0	50.400	100.5	103.6	2:18.503	
15	44.447	87.2	44.149	55.4	50.102	100.2	102.9	2:18.698		33	44.701	96.0	43.738	60.8	50.391	102.3	105.5	2:18.830	
16	45.777	84.3	44.371	53.8	49.914	99.6	102.1	2:20.062		34	44.195	93.7	44.127	62.2	51.592	99.7	102.9	2:19.914	
17	44.261	86.4	44.347	50.7	49.969	100.5	103.9	2:18.577		35	44.501	89.5	43.791	59.2	50.037	100.8	103.7	2:18.329	
18	44.221	87.7	44.227	58.1	50.291	101.4	104.2	2:18.739		36	44.014	96.1	43.802	63.7	50.544	101.8	103.7	2:18.360	

62 Team Lane Roofing									VW BEETLE										
lap	Sect-1	Speed	Sect-2	Speed	Sect-3	Speed	TopSpeed	laptime	pit	lap	Sect-1	Speed	Sect-2	Speed	Sect-3	Speed	Topspeed	laptime	pit
1	Out	82.0	46.376	64.5	51.287			2:21.852		17	45.072	90.9	43.769	56.4	<u>48.951</u>	103.9	105.2	2:17.792	
2	45.832	86.8	46.094	<u>66.8</u>	50.526	99.1	102.1	2:22.452		18	43.687	85.8	43.808	56.5	49.692	105.2	<u>108.4</u>	2:17.187	



Fun Cup - Portimão 2017

Autódromo Internacional do Algarve

FUN CUP

28 November - 2 December 2017

Laps and Sector Times - FREE TESTING 2

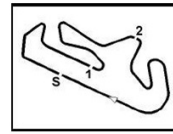
Autodromo Internacional Algarve - 4652 mtr.

3	51.244	85.3	44.642	65.9	51.052	100.5	103.1	2:26.938	19	45.379	86.6	44.560	54.4	50.123	101.1	86.9	2:20.062
4	45.416	87.2	45.533	<u>66.8</u>	50.907	98.8	101.5	2:21.856	20	45.449	80.7	44.492	56.0	50.144	101.7	90.4	2:20.085
5	50.445	78.8	47.666	65.4		99.4	69.8	2:36.444	21	45.637	89.4	43.917	55.8	49.781	103.9	103.4	2:19.335
6	Out	86.8	44.866	59.9	52.425			3:41.935 P	22	44.544	90.6	44.225	50.5		100.2	93.3	2:21.589
7	45.362	88.0	45.556	55.6	49.939	99.6	102.6	2:20.857	23	Out	<u>95.9</u>	45.485	52.1	50.731			32:41.088 P
8	44.091	91.4	44.361	55.2	50.086	102.6	107.0	2:18.538	24	44.401	89.1	44.553	49.3	49.748	99.7	102.6	2:18.702
9	44.108	95.1	45.171	58.3	50.564	101.8	105.5	2:19.843	25	44.875	90.2	44.122	52.0	50.044	101.5	104.0	2:19.041
10	44.997	86.5	45.453	59.3	51.553	102.9	106.2	2:22.003	26	45.465	68.9	44.323	60.5		100.9	102.8	2:23.608
11	45.105	88.2	43.724	61.7	49.952	105.5	104.9	2:18.781	27	Out	86.3	43.228	57.9	49.196			3:46.211 P
12	43.643	91.4	45.193	57.6	50.498	103.7	107.9	2:19.334	28	43.702	83.9	43.606	56.3	49.798	104.7	107.9	2:17.106
13	44.738	92.1	44.301	57.7	50.106	101.5	103.4	2:19.145	29	44.665	84.7	43.364	62.3	49.868	<u>106.9</u>	106.0	2:17.897
14	44.001	87.7	48.595	53.8	50.424	102.9	106.7	2:23.020	30	44.018	79.9	43.511	56.6	49.431	100.6	103.9	2:16.960
15	44.576	93.9	44.374	61.5		100.8	103.4	2:23.988	31	43.794	89.6	<u>42.968</u>	63.9	50.009	105.7	104.2	<u>2:16.771</u>
16	Out	83.5	44.163	54.3	50.332			6:32.102 P	32	<u>43.640</u>	89.1	45.061	62.3	49.607	101.2	103.4	2:18.308

97 JPR Giti Tyres										VW BEETLE									
lap	Sect-1	Speed	Sect-2	Speed	Sect-3	Speed	TopSpeed	laptime	pit	lap	Sect-1	Speed	Sect-2	Speed	Sect-3	Speed	Topspeed	laptime	pit
1	Out	67.8	48.944	56.3	50.891			2:25.167		18	44.411	88.3	43.504	66.0		99.6	101.1	2:20.268	
2	44.900	79.5	43.808	67.6	50.102	98.3	102.8	2:18.810		19	Out	87.6	43.633	60.5				4:19.944 P	
3	44.440	86.5	43.160	69.8	50.016	100.8	103.6	2:17.616		20	Out	89.8	43.569	64.3	54.856			5:25.944 P	
4	43.701	91.6	43.361	69.5	50.451	100.9	103.7	2:17.513		21	43.578	93.3	43.253	63.3	49.023	102.9	103.1	2:15.854	
5	43.859	83.5	43.435	64.8	49.586	101.8	103.7	2:16.880		22	43.658	91.2	43.248	65.3	49.469	101.8	102.9	2:16.375	
6	43.655	89.8	43.881	64.0	49.631	101.1	102.8	2:17.167		23	43.643	93.7	<u>42.889</u>	66.9	49.937	101.2	104.5	2:16.469	
7	43.795	89.5	43.342	67.2	50.548	101.7	103.2	2:17.685		24	44.958	89.1	42.919	<u>72.2</u>	52.747	103.9	103.1	2:20.624	
8	43.962	85.2	43.036	68.8		100.9	103.6	2:29.858		25	43.483	90.0	43.210	63.1	49.352	102.3	105.2	2:16.045	
9	Out	82.6	45.171	62.7	50.093			6:25.738 P		26	43.710	93.6	43.100	67.4	49.940	101.1	103.1	2:16.750	
10	44.502	83.4	43.355	60.9	<u>48.806</u>	101.7	104.2	2:16.663		27	44.109	90.9	43.283	63.9	49.276	101.1	102.8	2:16.668	
11	44.747	87.6	43.544	60.8	49.214	<u>104.2</u>	<u>107.7</u>	2:17.505		28	44.144	92.3	43.826	59.5		101.1	103.6	2:18.514	
12	43.805	83.1	43.294	60.5	48.893	101.7	104.9	2:15.992		29	Out	82.7	43.878	62.0	49.318			23:18.107 P	
13	<u>43.476</u>	85.7	43.355	58.5	48.875	102.9	105.7	<u>2:15.706</u>		30	44.217	83.9	43.244	62.9		99.4	102.6	2:18.550	
14	43.759	88.0	43.175	64.2	49.139	102.9	103.9	2:16.073		31	Out	72.1	50.599	56.5	56.492			6:36.500 P	
15	44.062	<u>94.7</u>	43.400	64.8	49.856	102.0	104.5	2:17.318		32	49.094	75.3	47.436	56.4	53.178	95.7	97.1	2:29.708	
16	43.786	75.5	44.680	65.2	49.341	101.4	104.0	2:17.807		33	48.015	78.6	46.588	52.3	55.791	96.1	96.0	2:30.394	
17	44.853	80.6	43.574	67.6	49.026	102.5	105.2	2:17.453		34	47.942	74.6	46.496	56.3		92.1	92.6	2:28.547	

99 JPR On The Piste										VW BEETLE									
lap	Sect-1	Speed	Sect-2	Speed	Sect-3	Speed	TopSpeed	laptime	pit	lap	Sect-1	Speed	Sect-2	Speed	Sect-3	Speed	Topspeed	laptime	pit
1	Out	78.7	44.922	60.0	50.567			2:17.658		12	43.864	90.9	43.166	67.1	49.988	102.3	105.2	2:17.018	
2	45.497	81.7	43.963	62.4	49.984	99.9	104.5	2:19.444		13	<u>43.327</u>	93.5	<u>43.165</u>	64.7	49.402	<u>104.5</u>	<u>107.5</u>	<u>2:15.894</u>	
3	44.348	87.4	43.474	64.3	49.617	101.8	104.2	2:17.439		14	43.583	93.7	43.691	62.5		103.2	104.7	2:22.877	
4	44.030	93.5	43.627	62.4	49.654	101.8	104.9	2:17.311		15	Out	87.4	43.426	66.1	49.903			17:49.862 P	
5	44.135	90.3	43.534	66.1	50.212	102.8	104.2	2:21.020		16	43.487	<u>97.5</u>	43.503	61.4		102.3	104.5	2:21.769	
6	Out	72.9	45.275	67.9	50.212			16:04.278 P		17	Out	78.0	44.001	60.6	49.376			28:37.327 P	
7	44.002	94.8	44.014	59.8	49.949	102.1	104.2	2:17.965		18	43.367	81.7	43.719	61.1	<u>49.215</u>	103.1	107.0	2:16.301	
8	43.728	95.3	43.581	60.4	49.720	102.0	105.4	2:17.029		19	44.311	91.6	43.235	61.2		102.0	103.9	2:21.131	
9	43.965	91.9	43.702	60.2		103.1	105.7	2:22.646		20	Out	89.7	43.450	67.3	50.109			5:36.393 P	
10	Out	87.6	43.743	62.0	49.880			5:01.489 P		21	46.141	79.7	45.031	<u>70.2</u>		102.1	100.8	2:24.678	
11	43.962	91.2	43.732	63.4	50.046	102.6	104.9	2:17.740		22	Out	87.0	43.933	67.4		In		6:40.320 P	

103 JPR VLS										VW BEETLE									
lap	Sect-1	Speed	Sect-2	Speed	Sect-3	Speed	TopSpeed	laptime	pit	lap	Sect-1	Speed	Sect-2	Speed	Sect-3	Speed	Topspeed	laptime	pit
1	Out	79.9	47.128	<u>66.0</u>	54.649			2:26.391		12	45.573	85.4	44.474	57.5	50.737	102.5	105.4	2:20.784	
2	46.795	73.7	47.416	58.7	54.352	98.7	103.9	2:28.563		13	45.386	84.3	43.858	58.5	50.689	101.2	103.7	2:19.933	
3	46.982	76.3	49.095	53.3	53.399	99.3	104.9	2:29.476		14	45.037	<u>89.8</u>	45.418	54.4		100.9	104.7	2:23.193	
4	47.967	74.2	48.288	60.0	55.201	99.4	103.9	2:31.456		15	Out	85.7	44.018	59.6	50.255			4:15.010 P	
5	48.360	74.0	48.947	59.8	55.411	95.9	101.5	2:32.718		16	43.861	78.1	44.005	62.1	49.680	102.6	105.2	2:17.546	
6	48.407	69.0	51.177	62.3		96.8	101.1	2:37.593		17	44.651	88.8	43.954	57.4	<u>49.053</u>	100.9	102.9	2:17.658	
7	Out	73.7	45.948	55.3	52.193			5:48.087 P		18	43.756	83.8	43.629	57.8	49.167	101.2	104.2	<u>2:16.552</u>	
8	46.085	78.5	44.802	57.6	50.990	99.7	103.6	2:21.877		19	<u>43.724</u>	87.2	<u>43.580</u>	60.2	1:06.568	102.9	104.9	2:33.872	
9	45.119	82.1	44.499	61.3	50.743	102.5	107.2	2:20.361		20	38:39.973	63.7	53.044	52.5	59.508	37.3	38.9	40:32.525 P	
10	45.357	75.6	44.692	58.7	50.101	<u>104.0</u>	107.5	2:20.150		21	50.018	67.4	49.249	58.5	57.069	95.9	100.5	2:36.336	
11	44.698	86.0	44.761	61.3	51.259	103.9	<u>108.4</u>	2:20.718		22									



Fun Cup - Portimão 2017

Autódromo Internacional do Algarve

FUN CUP

Laps and Sector Times - FREE TESTING 2

28 November - 2 December 2017

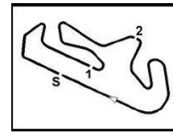
Autodromo Internacional Algarve - 4652 mtr.

104 TC4H Jason Kennedy Racing									VW BEETLE										
lap	Sect-1	Speed	Sect-2	Speed	Sect-3	Speed	TopSpeed	laptime	pit	lap	Sect-1	Speed	Sect-2	Speed	Sect-3	Speed	Topspeed	laptime	pit
1	Out	79.6	44.556	57.2	49.733			2:17.836		17	43.446	89.0	42.730	63.3	49.552	101.8	106.2	<u>2:15.728</u>	
2	43.918	88.2	43.484	63.8	49.579	101.2	105.5	2:16.981		18	44.243	85.7	44.885	63.4	50.011	100.3	104.4	2:19.139	
3	43.806	92.8	<u>42.708</u>	<u>67.7</u>	49.402	101.5	105.2	2:15.916		19	43.948	85.9	49.625	66.4	49.429	100.8	102.9	2:23.002	
4	43.312	94.7	42.713	65.3		103.6	107.5	2:18.503		20	43.730	82.5	43.661	59.0	50.188	<u>104.0</u>	<u>108.1</u>	2:17.579	
5	Out	<u>97.5</u>	43.267	61.2	<u>48.916</u>			4:24.377	P	21	43.994	86.9	43.705	63.9	50.692	102.5	103.9	2:18.391	
6	43.456	96.8	43.707	62.8	49.250	102.3	105.5	2:16.413		22	44.343	90.3	44.083	49.9		98.8	102.5	2:22.227	
7	43.935	91.9	42.977	60.3	50.183	100.5	103.1	2:17.095		23	Out	79.6	46.427	45.0	53.918			23:52.161	P
8	1:06.093	59.8	58.226	42.8		61.7	50.5	3:09.145		24	46.282	79.5	46.695	50.3	53.027	98.0	102.8	2:26.004	
9	Out	48.6	1:12.085	38.5	In			5:15.864	P	25	46.723	76.9	46.687	53.8	54.056	97.8	102.8	2:27.466	
10	Out	81.6	43.941	61.0	50.095			13:54.047	P	26	46.802	77.3	46.626	50.3	52.419	97.1	102.6	2:25.847	
11	43.836	87.4	43.371	63.2	49.716	100.8	102.3	2:16.923		27	45.678	86.8	45.588	47.7	52.293	99.3	103.4	2:23.559	
12	<u>43.281</u>	88.5	43.216	61.5	50.261	<u>104.0</u>	<u>108.1</u>	2:16.758		28	45.952	84.4	45.723	46.1	52.279	99.9	103.6	2:23.954	
13	44.190	84.8	43.868	65.5		100.9	101.1	2:31.909		29	45.093	86.6	45.431	53.9	52.182	101.4	105.8	2:22.706	
14	Out	81.8	43.359	60.7	50.122			7:38.082	P	30	45.425	93.3	46.272	53.5	52.896	100.5	104.4	2:24.593	
15	43.479	86.8	43.196	63.2	49.840	102.5	104.7	2:16.515		31	45.530	82.6	45.961	52.7	51.684	100.8	106.9	2:23.175	
16	43.624	92.3	43.094	62.3	49.913	100.9	103.7	2:16.631		32	46.236	89.1	45.494	52.1	51.898	100.9	104.7	2:23.628	

106 Track Torque 2Rent Dominos									VW BEETLE										
lap	Sect-1	Speed	Sect-2	Speed	Sect-3	Speed	TopSpeed	laptime	pit	lap	Sect-1	Speed	Sect-2	Speed	Sect-3	Speed	Topspeed	laptime	pit
1	Out	49.0	48.303	53.8				2:57.995		17	43.765	90.1	44.186	55.7	49.727	101.5	105.5	2:17.678	
2	Out	76.3	44.530	60.6	50.119			3:22.568	P	18	43.948	92.9	43.621	57.0	49.965	101.5	104.4	2:17.534	
3	44.096	82.7	44.231	65.5	50.147	<u>103.6</u>	106.7	2:18.474		19	44.084	88.9	44.441	54.2		100.8	105.5	2:21.397	
4	44.315	80.4	44.115	67.1	49.837	100.0	102.8	2:18.267		20	Out	81.9	44.871	61.1	50.878			3:35.709	P
5	44.100	87.6	43.607	70.9	<u>49.435</u>	101.2	104.0	2:17.142		21	45.003	87.7	44.103	66.5	49.979	99.9	103.2	2:19.085	
6	43.562	95.2	43.550	74.2		102.3	103.9	2:19.164		22	44.703	87.7	44.000	62.8	49.967	102.1	105.4	2:18.670	
7	Out	<u>97.7</u>	<u>42.891</u>	69.6	49.506			3:16.932	P	23	20:13.650	66.8	49.618	51.0	54.069	100.5	102.6	21:57.337	P
8	<u>43.544</u>	87.2	43.565	70.3	50.096	<u>103.6</u>	<u>107.7</u>	2:17.205		24	47.277	73.2	45.310	59.4	50.218	96.6	100.8	2:22.805	
9	44.450	87.7	43.192	71.3	49.662	98.7	105.7	2:17.304		25	47.653	77.0	46.055	53.7	50.655	99.6	101.8	2:24.363	
10	43.965	89.5	43.155	<u>77.7</u>	50.248	100.6	103.1	2:17.368		26	45.270	74.3	44.304	64.0		103.2	105.5	2:25.077	
11	43.818	92.8	43.230	71.5	49.815	99.6	102.1	<u>2:16.863</u>		27	Out	78.1	44.633	62.6	50.658			3:38.229	P
12	43.717	94.4	43.261	65.9		100.3	103.6	2:18.352		28	45.035	87.0	43.973	64.0	50.336	100.2	102.0	2:19.344	
13	Out	85.5	44.192	56.4	49.778			4:04.355	P	29	46.308	76.3	44.268	61.7	49.968	100.0	101.7	2:20.544	
14	44.240	81.4	44.128	55.7	49.754	102.5	105.2	2:18.122		30	44.002	87.2	44.079	62.0	49.542	102.5	106.5	2:17.623	
15	44.024	93.2	43.911	51.3	49.909	101.4	103.2	2:17.844		31	44.219	90.7	44.485	65.5	50.355	103.1	106.4	2:19.059	
16	44.156	86.0	43.947	53.6	50.024	100.6	103.2	2:18.127		32	44.348	90.2	43.937	66.6	50.753	102.1	104.4	2:19.038	

107 Test Car									VW BEETLE										
lap	Sect-1	Speed	Sect-2	Speed	Sect-3	Speed	TopSpeed	laptime	pit	lap	Sect-1	Speed	Sect-2	Speed	Sect-3	Speed	Topspeed	laptime	pit
1	Out	62.7	47.989	53.7	54.689			2:28.726		8	43.440	<u>94.9</u>	42.941	62.6		<u>107.9</u>	106.9	2:17.070	
2	49.276	84.9	43.302	59.4	50.314	79.2	70.8	2:22.892		9	Out	85.2	43.662	61.0	50.319		1:00:35.796	P	
3	43.539	87.8	43.189	61.1	49.060	100.8	103.2	2:15.788		10	43.660	91.8	43.063	<u>67.6</u>	49.517	101.1	103.7	2:16.240	
4	43.880	88.4	43.074	62.7	48.887	103.1	105.7	2:15.841		11	43.709	91.8	42.881	<u>67.6</u>	50.505	101.7	103.9	2:17.095	
5	43.132	91.3	42.823	61.6	48.638	102.5	105.4	2:14.593		12	43.831	92.3	42.886	64.7	49.369	101.2	103.9	2:16.086	
6	43.243	91.3	<u>42.504</u>	63.5	48.942	103.7	<u>107.5</u>	2:14.689		13	43.886	87.0	43.970	60.3	49.193	106.9	106.2	2:17.049	
7	<u>42.896</u>	89.7	42.552	62.4	<u>48.535</u>	104.7	107.0	<u>2:13.983</u>		14	43.563	88.3	43.264	62.3		107.0	105.7	2:17.655	

110 Team Viking									VW BEETLE										
lap	Sect-1	Speed	Sect-2	Speed	Sect-3	Speed	TopSpeed	laptime	pit	lap	Sect-1	Speed	Sect-2	Speed	Sect-3	Speed	Topspeed	laptime	pit
1	Out	77.2	44.803	58.6	49.936			2:16.909		16	43.603	<u>98.7</u>	43.348	61.4	49.673	101.2	105.4	2:16.624	
2	44.082	87.8	43.245	<u>66.4</u>	50.599	100.9	104.2	2:17.926		17	43.213	93.5	<u>42.724</u>	60.6	49.756	102.8	106.7	2:15.693	
3	44.638	84.6	43.281	62.7	49.696	101.2	103.9	2:17.615		18	43.182	95.2	43.230	62.7	50.269	104.4	108.1	2:16.681	
4	44.332	82.7	43.402	61.3	49.479	102.0	104.7	2:17.213		19	43.481	98.1	43.076	62.5		102.9	106.5	2:21.132	
5	43.956	81.8	42.996	63.4	49.206	102.0	105.0	2:16.158		20	Out	76.6	44.310	56.5	49.560			25:43.164	P
6	44.111	82.4	43.184	63.0	49.293	101.8	104.2	2:16.588		21	43.186	87.3	43.207	60.7	49.083	103.4	106.9	<u>2:15.476</u>	
7	43.882	83.0	43.026	63.7	49.987	102.3	103.6	2:16.895		22	43.260	87.3	43.233	61.2	49.933	105.0	<u>108.8</u>	2:16.426	
8	27:35.061	81.7	44.772	58.8	50.881	90.4	32.5	29:10.714		23	<u>43.114</u>	96.3	43.120	59.3	49.390	105.2	106.4	2:15.624	
9	44.436	86.0	43.256	65.7	49.985	100.9	102.9	2:17.677		24	44.138	91.1	43.600	58.0	49.307	103.1	103.7	2:17.045	
10	43.889	84.5	43.349	59.9	49.263	101.5	105.0	2:16.501		25	44.128	87.5	43.424	57.7	49.557	103.2	104.2	2:17.109	
11	43.482	87.3	43.178	61.2	49.313	102.9	106.2	2:15.973		26	43.584	92.4	42.928	55.8		102.9	105.5	2:20.349	
12	43.403	88.5	43.430	59.0	49.103	103.4	107.0	2:15.936		27	Out	95.9	43.520	63.0	49.387			4:04.402	P
13	43.335	88.9	43.588	60.6	49.134	103.1	105.8	2:16.057		28	44.299	81.1	43.141	61.5	49.261	103.4	105.7	2:16.701	
14	45.666	90.4	42.827	62.4	50.446	101.8	104.9	2:18.939		29	43.729	81.7	43.253	62.5	<u>48.870</u>	104.5	106.0	2:15.852	
15	43.395	94.3	43.151	63.8	49.644	100.6	104.0	2:16.190		30									



Fun Cup - Portimão 2017

Autódromo Internacional do Algarve

FUN CUP

Laps and Sector Times - FREE TESTING 2

28 November - 2 December 2017

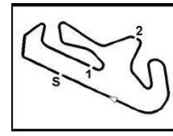
Autodromo Internacional Algarve - 4652 mtr.

155 Painters Decorators										VW BEETLE									
lap	Sect-1	Speed	Sect-2	Speed	Sect-3	Speed	TopSpeed	laptime	pit	lap	Sect-1	Speed	Sect-2	Speed	Sect-3	Speed	Topspeed	laptime	pit
1	Out	75.1	47.367	54.5	54.284			2:27.550		22	44.198	80.2	44.334	58.4	49.832	106.2	<u>110.6</u>	2:18.364	
2	46.301	80.5	45.722	58.4	52.180	97.8	104.5	2:24.203		23	44.113	87.3	43.844	61.1	50.688	<u>106.5</u>	107.0	2:18.645	
3	45.846	86.6	44.979	52.3	51.132	98.5	102.6	2:21.957		24	44.110	88.9	43.643	65.8		101.1	102.9	2:21.518	
4	45.160	87.2	44.820	53.8	52.819	99.6	104.4	2:22.799		25	Out	77.8	45.011	58.1	50.002			5:10.547	P
5	44.737	86.8	45.239	53.0	50.382	101.5	105.4	2:20.358		26	<u>43.768</u>	86.1	43.219	62.5	50.121	104.2	107.4	2:17.108	
6	44.730	90.3	44.960	59.9	50.595	100.6	105.2	2:20.285		27	44.053	84.0	43.536	58.0	49.581	102.5	104.9	2:17.170	
7	45.467	88.8	44.866	52.6	51.198	98.7	103.7	2:21.531		28	44.123	81.2	43.332	59.9	50.094	102.3	103.7	2:17.549	
8	45.285	82.3	45.034	53.1	55.584	98.0	103.2	2:25.903		29	44.318	79.7	43.436	58.9	<u>49.009</u>	101.2	<u>102.6</u>	<u>2:16.763</u>	
9	50.988	78.8	47.645	51.7	52.962	90.4	77.2	2:31.595		30	44.238	82.3	<u>43.096</u>	61.2	49.475	102.3	104.7	2:16.809	
10	45.334	89.1	45.562	60.3	51.712	101.8	106.9	2:22.608		31	43.868	81.3	44.078	59.2		104.0	107.4	2:48.981	
11	45.543	85.9	44.387	61.1	50.569	100.6	105.5	2:20.499		32	Out	75.0	47.743	52.5	53.318			20:14.409	P
12	45.464	88.5	44.371	64.1	51.058	103.4	106.5	2:20.893		33	46.378	82.2	45.401	55.7	51.631	97.5	101.4	2:23.410	
13	46.037	79.8	44.882	60.0	50.448	101.2	107.9	2:21.367		34	46.242	78.4	45.110	56.4	51.894	96.3	100.5	2:23.246	
14	45.750	82.4	47.095	51.3		101.8	105.2	2:29.227		35	45.870	87.0	48.967	50.9	51.525	97.3	100.8	2:26.362	
15	Out	79.4	44.539	64.3	51.051			4:04.255	P	36	45.226	90.7	44.502	57.8	52.228	99.4	102.9	2:21.956	
16	44.825	87.6	43.657	64.7	50.950	99.0	102.6	2:19.432		37	46.269	90.6	44.699	57.6	50.852	99.7	100.3	2:21.820	
17	44.900	91.3	43.883	60.3	50.828	99.9	102.0	2:19.611		38	45.708	87.0	45.096	56.6	50.624	102.8	104.4	2:21.428	
18	44.935	81.6	43.650	61.9	49.729	100.8	103.1	2:18.314		39	44.895	92.8	45.270	58.2	50.844	104.2	106.9	2:21.009	
19	44.127	90.9	43.423	67.2	50.251	100.9	102.8	2:17.801		40	45.003	93.2	44.694	56.9	50.424	100.6	104.7	2:20.121	
20	44.040	<u>94.0</u>	44.017	62.5	50.039	101.2	104.4	2:18.096		41	47.284	72.4	47.931	52.9		103.1	106.5	2:35.475	
21	44.150	90.0	43.691	<u>69.1</u>	49.600	102.6	104.9	2:17.441		42									

158 Team Brit										VW BEETLE									
lap	Sect-1	Speed	Sect-2	Speed	Sect-3	Speed	TopSpeed	laptime	pit	lap	Sect-1	Speed	Sect-2	Speed	Sect-3	Speed	Topspeed	laptime	pit
1	Out	65.4	46.445	56.3	51.003			2:19.507		6	47.961	56.3	46.214	51.8		99.7	103.2	2:37.082	
2	45.186	73.9	45.225	59.1	49.902	98.5	102.0	2:20.313		7	Out	74.8	46.216	57.2	52.628			28:22.466	P
3	44.832	80.4	44.248	62.0	49.552	99.7	102.0	2:18.632		8	47.261	<u>81.3</u>	46.126	60.7		97.5	101.1	2:32.760	
4	44.576	68.5	45.078	61.8	49.534	99.6	101.4	2:19.188		9	Out	71.8	47.427	52.3	In			11:40.156	P
5	<u>44.179</u>	79.0	<u>44.241</u>	<u>63.9</u>	<u>49.327</u>	<u>101.7</u>	<u>103.6</u>	<u>2:17.747</u>		10	Out	59.6	1:03.310	44.5	In			58:51.992	P

169 Team Lane Roofing										VW BEETLE									
lap	Sect-1	Speed	Sect-2	Speed	Sect-3	Speed	TopSpeed	laptime	pit	lap	Sect-1	Speed	Sect-2	Speed	Sect-3	Speed	Topspeed	laptime	pit
1	Out	84.1	44.755	57.9	50.188			2:17.154		16	44.980	81.2	44.131	57.4	51.424	99.4	97.3	2:20.535	
2	44.948	86.7	43.683	<u>70.9</u>	50.159	100.0	102.6	2:18.790		17	44.496	90.9	44.317	61.7	50.357	<u>104.5</u>	98.4	2:19.170	
3	44.495	88.9	43.503	66.3	49.930	99.3	100.6	2:17.928		18	<u>43.645</u>	<u>95.9</u>	44.557	53.2	<u>49.894</u>	103.6	104.0	2:18.096	
4	45.940	66.5	50.926	48.9		100.2	102.9	2:42.806		19	44.352	91.7	44.542	51.5		99.7	102.6	2:20.630	
5	Out	81.0	44.004	62.4	49.956			10:48.566	P	20	Out	83.3	46.522	60.4	53.211			30:27.878	P
6	44.448	88.8	<u>43.304</u>	65.0	50.638	101.4	104.5	2:18.390		21	47.383	79.4	46.678	67.3	53.262	99.4	103.7	2:27.323	
7	44.743	90.7	43.331	64.1	49.970	100.8	102.3	2:18.044		22	48.475	74.4	47.623	58.0	53.070	97.0	101.4	2:29.168	
8	44.690	77.0	45.754	58.8	50.001	100.0	102.9	2:20.445		23	48.829	79.3	47.224	65.2	53.110	97.7	100.9	2:29.163	
9	44.154	91.3	43.730	60.5	50.191	103.9	104.9	2:18.075		24	49.336	76.0	46.993	64.2	52.601	98.3	101.1	2:28.930	
10	44.547	89.4	43.436	63.1	49.906	99.4	101.7	<u>2:17.889</u>		25	48.859	75.8	47.306	59.3	52.691	97.8	100.6	2:28.856	
11	44.344	92.2	43.913	61.8		99.9	102.1	2:19.566		26	48.334	80.5	46.604	63.9	52.453	97.7	100.3	2:27.391	
12	Out	60.8	45.990	61.8	50.465			6:41.545	P	27	47.866	80.3	47.887	58.9	52.506	97.7	101.7	2:28.259	
13	44.006	94.8	43.823	55.1	50.151	101.5	<u>105.0</u>	2:17.980		28	48.331	77.0	47.113	59.8	52.274	98.4	101.7	2:27.718	
14	43.959	90.3	43.797	58.6	50.364	102.5	104.9	2:18.120		29	47.846	84.8	47.579	59.4		98.7	100.8	2:38.019	
15	44.752	91.9	44.714	53.0	50.424	104.4	96.4	2:19.890		30									

171 Agua Caliente										VW BEETLE									
lap	Sect-1	Speed	Sect-2	Speed	Sect-3	Speed	TopSpeed	laptime	pit	lap	Sect-1	Speed	Sect-2	Speed	Sect-3	Speed	Topspeed	laptime	pit
1	Out	64.8	46.819	59.7	51.566			2:25.284		17	45.441	78.2	44.713	59.2	51.001	104.9	102.3	2:21.155	
2	44.666	75.0	44.186	64.3	49.407	99.7	103.1	2:18.259		18	44.877	87.6	44.094	60.1	50.699	104.0	103.9	2:19.670	
3	43.730	85.1	42.771	66.8	48.910	102.5	104.4	2:15.411		19	44.926	91.7	44.097	58.9	50.125	100.2	102.1	2:19.148	
4	43.844	85.5	43.200	62.7	<u>48.708</u>	101.2	103.7	2:15.752		20	45.520	85.8	44.239	60.9	52.173	100.8	102.9	2:21.932	
5	43.902	90.2	43.075	65.7		101.7	103.4	2:16.399		21	44.883	89.5	44.463	60.2		100.2	103.1	2:25.253	
6	Out	84.4	43.078	65.9	49.010			9:35.973	P	22	Out	64.2	48.785	57.4	In			9:11.725	P
7	43.739	86.5	42.973	66.1	48.743	102.0	104.5	2:15.455		23	Out	79.5	42.867	66.2	49.189			20:10.829	P
8	43.621	87.6	42.805	65.5	48.716	102.5	104.5	2:15.142		24	43.395	91.8	42.484	69.3	48.797	100.5	103.6	2:14.676	
9	<u>43.273</u>	88.5	42.497	67.0	48.790	102.8	106.9	<u>2:14.560</u>		25	43.458	88.3	<u>42.395</u>	<u>72.5</u>		102.0	104.0	2:16.013	
10	43.372	88.9	43.422	68.5		<u>105.2</u>	<u>108.9</u>	2:17.135		26	Out	72.5	44.353	62.7	50.268			3:39.500	P
11	Out	80.2	48.432	57.7	51.664			9:55.341	P	27	43.984	82.7	44.562	68.3	49.808	103.9	105.0	2:18.354	
12	45.272	86.4	44.974	60.2	51.766	100.5	103.1	2:22.012		28	44.136	88.8	44.067	57.9	50.227	103.7	105.0	2:18.430	



Fun Cup - Portimão 2017

Autódromo Internacional do Algarve

FUN CUP

28 November - 2 December 2017

Laps and Sector Times - FREE TESTING 2

Autodromo Internacional Algarve - 4652 mtr.

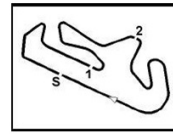
13	44.739	85.2	44.317	62.0	50.793	104.9	103.2	2:19.849	29	44.421	<u>92.9</u>	44.588	64.0	49.740	102.9	104.9	2:18.749
14	44.539	81.9	44.534	61.6	53.246	104.0	107.7	2:22.319	30	44.089	88.1	44.479	57.7	50.347	102.9	104.7	2:18.915
15	44.406	87.5	44.474	60.5	50.116	103.4	107.4	2:18.996	31	44.022	89.0	43.700	59.3	50.064	101.4	104.2	2:17.786
16	45.038	84.8	44.695	57.3	49.913	104.4	106.7	2:19.646	32	44.226	89.1	44.101	58.0	50.285	103.1	104.9	2:18.612

188 TC4H Global Racing									VW BEETLE										
lap	Sect-1	Speed	Sect-2	Speed	Sect-3	Speed	TopSpeed	laptime	pit	lap	Sect-1	Speed	Sect-2	Speed	Sect-3	Speed	Topspeed	laptime	pit
1	Out	71.5	44.456	63.6	49.104			2:14.805		16	46.847	79.0	46.490	53.2	51.067	99.0	101.8	2:24.404	
2	44.683	80.8	43.678	69.2	49.150	101.7	103.1	2:17.511		17	45.450	88.9	45.135	54.1	50.482	99.7	102.1	2:21.067	
3	43.666	88.2	43.961	57.9	51.748	100.0	103.4	2:19.375		18	45.306	86.6	44.827	54.9	50.426	99.4	102.6	2:20.559	
4	50.023	67.2	50.494	50.6	51.390	84.2	84.4	2:31.907		19	45.045	84.4	44.968	54.1	50.753	100.5	102.3	2:20.766	
5	43.327	95.2	43.126	66.9	48.990	104.2	106.7	2:15.443		20	45.063	93.9	44.534	56.6	50.603	99.3	102.0	2:20.200	
6	43.255	88.1	42.999	60.1	49.039	103.1	<u>107.0</u>	2:15.293		21	45.334	76.0	45.185	52.2		99.9	102.9	2:29.386	
7	43.925	94.4	43.044	66.2	49.473	101.8	103.7	2:16.442		22	Out	79.4	44.432	53.5	49.850			27:43.714	P
8	43.518	91.4	42.682	66.9	49.397	101.2	104.0	2:15.597		23	43.839	83.8	43.663	55.2	49.162	102.0	105.0	2:16.664	
9	43.260	92.6	<u>42.382</u>	64.8	<u>48.801</u>	103.7	106.5	<u>2:14.443</u>		24	43.859	85.5	44.136	51.8	49.437	104.2	105.8	2:17.432	
10	43.260	96.3	42.554	63.6		<u>107.2</u>	105.5	2:17.589		25	43.816	89.5	43.521	57.7	48.984	104.0	104.7	2:16.321	
11	Out	89.6	42.550	70.5	50.252			11:03.362	P	26	43.692	84.7	43.648	55.4		107.0	105.5	2:19.630	
12	43.814	95.3	42.729		49.058	100.3	102.9	2:15.601		27	Out	81.6	44.582	60.2	50.394			3:26.903	P
13	<u>43.119</u>	<u>96.4</u>	42.489	69.0	48.921	101.4	103.7	2:14.529		28	45.034	86.8	44.474	62.3	50.566	101.1	103.6	2:20.074	
14	43.333	95.1	42.503	<u>75.9</u>		102.8	105.4	2:18.719		29	45.165	82.3	44.577	56.2	49.938	101.7	102.9	2:19.680	
15	Out	70.3	47.938	55.3	51.879			7:16.465	P	30									

212 FNS									VW BEETLE										
lap	Sect-1	Speed	Sect-2	Speed	Sect-3	Speed	TopSpeed	laptime	pit	lap	Sect-1	Speed	Sect-2	Speed	Sect-3	Speed	Topspeed	laptime	pit
1	Out	79.2	46.608	61.7	51.248			2:22.650		13	45.378	81.0	43.996	64.0	49.849	100.8	104.5	2:19.223	
2	45.222	85.4	44.149	62.8	50.414	99.7	102.5	2:19.785		14	22:39.972	89.5	44.620	58.5	49.817	101.2	104.2	24:14.409	P
3	44.617	90.1	43.960	67.9	50.488	101.2	104.5	2:19.065		15	44.388	91.3	43.973	60.5	49.547	100.6	102.9	2:17.908	
4	44.274	91.6	43.954	<u>69.5</u>	50.490	102.6	107.2	2:18.718		16	44.069	90.9	43.293	65.0	49.741	101.2	104.2	2:17.103	
5	44.759	91.1	44.095	65.8	49.682	105.2	105.0	2:18.536		17	44.031	91.2	43.782	60.5	<u>49.414</u>	103.4	103.1	2:17.227	
6	44.891	88.2	44.876	56.4		102.1	105.7	2:27.682		18	45.848	91.9	43.486	62.8	49.649	102.6	104.7	2:18.983	
7	Out	83.4	43.620	67.0	50.341			4:41.625	P	19	44.578	86.9	43.536	57.1	50.129	103.1	104.5	2:18.243	
8	44.640	90.6	43.501	64.0	49.482	101.4	103.6	2:17.623		20	44.941	83.1	43.736	58.3	49.455	<u>105.7</u>	<u>108.1</u>	2:18.132	
9	44.288	92.3	44.228	63.0	50.169	103.9	106.9	2:18.685		21	43.462	<u>93.1</u>	43.335	64.9	49.904	104.9	105.7	<u>2:16.701</u>	
10	44.890	87.2	43.548	62.1		100.2	103.1	2:24.508		22	44.375	91.8	<u>43.054</u>	65.5	50.324	102.3	103.7	2:17.753	
11	Out	89.5	43.822	62.1	50.320			5:39.316	P	23	<u>43.433</u>	91.4	45.365	62.4		104.4	107.7	2:19.256	
12	44.590	91.1	43.956	61.7	50.643	100.2	103.4	2:19.189		24									

213 Mak Racing									VW BEETLE										
lap	Sect-1	Speed	Sect-2	Speed	Sect-3	Speed	TopSpeed	laptime	pit	lap	Sect-1	Speed	Sect-2	Speed	Sect-3	Speed	Topspeed	laptime	pit
1	Out	74.7	46.095	55.1	51.250			2:19.909		18	Out	88.0	44.533	57.5	50.144			4:33.177	P
2	45.647	82.1	44.812	57.4	50.453	96.8	100.0	2:20.912		19	44.089	93.9	<u>43.277</u>	57.7	49.715	98.5	101.8	2:17.081	
3	45.349	79.9	44.597	59.8	50.813	98.3	100.0	2:20.759		20	43.847	<u>98.8</u>	49.528	59.5	50.085	100.2	103.1	2:23.460	
4	46.608	72.6	47.253	56.6		97.1	94.9	2:41.666		21	44.153	91.6	43.310	59.2	49.811	100.5	102.9	2:17.274	
5	Out	79.5	44.698	57.9	50.403			4:22.936	P	22	44.905	93.3	43.302	61.5	50.099	100.3	102.1	2:18.306	
6	45.620	82.0	44.132	61.9	50.417	98.0	101.8	2:20.169		23	44.064	90.6	43.687	56.3	49.507	99.6	102.0	2:17.258	
7	44.936	86.6	44.292	61.9	50.470	100.3	103.7	2:19.698		24	44.179	96.8	43.957	55.7	<u>49.467</u>	100.5	103.9	2:17.603	
8	44.992	86.5	44.016	57.7	49.949	99.6	104.2	2:18.957		25	44.014	93.3	44.814	51.5		100.9	103.6	2:26.581	
9	44.418	82.6	44.129	59.2	49.679	101.1	104.5	2:18.226		26	Out	68.5	48.320	45.6	54.567			21:00.386	P
10	45.699	81.5	44.432	54.9	50.920	100.8	102.5	2:21.051		27	47.080	75.1	46.432	53.0	51.589	94.7	99.3	2:25.101	
11	46.083	82.0	45.958	55.4		98.7	101.8	2:26.274		28	45.916	81.4	45.009	55.6		97.1	100.9	2:27.111	
12	Out	80.9	44.084	58.5	49.986			4:17.300	P	29	Out	84.3	44.632	56.8	50.247			3:10.980	P
13	44.344	90.0	44.200	<u>62.1</u>	50.067	101.4	<u>104.7</u>	2:18.611		30	44.243	90.3	44.441	56.5	50.186	102.1	104.0	2:18.870	
14	44.835	82.5	46.580	57.1		100.5	103.6	2:27.953		31	45.371	69.0	46.712	56.3	50.476	101.7	104.2	2:22.559	
15	Out	83.1	44.254	59.6	49.727			4:34.708	P	32	44.608	87.3	44.227	57.9	57.132	<u>105.0</u>	103.9	2:25.967	
16	43.826	93.2	43.402	57.4	49.629	101.2	<u>104.7</u>	<u>2:16.857</u>		33	44.744	88.0	43.755	58.1	50.278	98.8	102.6	2:18.777	
17	<u>43.703</u>	91.8	44.246	60.7		102.0	104.0	2:18.803		34	44.542	88.4	44.044	55.7	50.283	100.3	102.6	2:18.869	

249 Team7									VW BEETLE										
lap	Sect-1	Speed	Sect-2	Speed	Sect-3	Speed	TopSpeed	laptime	pit	lap	Sect-1	Speed	Sect-2	Speed	Sect-3	Speed	Topspeed	laptime	pit
1	Out	84.1	44.441	63.0	50.041			2:17.113		18	44.147	90.1	43.929	58.6	<u>49.746</u>	102.3	105.8	2:17.822	
2	43.966	81.6	43.787	65.2	49.962	101.8	105.5	2:17.715		19	44.306	95.7	44.548	55.8	50.154	102.9	106.4	2:19.008	
3	<u>43.725</u>	93.3	43.294	64.2	49.791	101.1	105.4	<u>2:16.810</u>		20	44.425	91.9	44.074	58.6		102.1	104.0	2:23.314	
4	43.730	94.1	<u>43.160</u>	<u>70.5</u>		102.1	105.4	2:19.378		21	Out	83.7	45.835	64.7	50.874			6:18.092	P
5	Out	95.1	51.050	52.6	1:08.735			8:50.398	P	22	46.372	80.9	45.742	59.1	50.905	101.2	105.2	2:23.019	



Fun Cup - Portimão 2017

Autódromo Internacional do Algarve

FUN CUP

28 November - 2 December 2017

Laps and Sector Times - FREE TESTING 2

Autodromo Internacional Algarve - 4652 mtr.

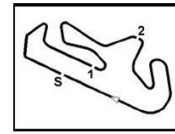
6	1:17.126	51.7	47.382	58.9	50.443	60.1	55.7	2:54.951	23	45.147	93.9	45.621	67.0	51.921	101.7	105.5	2:22.689
7	46.229	84.7	44.940	63.5	50.877	100.6	102.9	2:22.046	24	45.312	90.0	45.857	60.5	50.190	100.3	103.1	2:21.359
8	45.228	84.0	44.441	63.3	50.116	<u>104.7</u>	104.9	2:19.785	25	45.181	92.3	45.895	62.8	50.780	102.3	105.7	2:21.856
9	44.364	90.4	44.808	58.5	50.038	103.1	105.4	2:19.210	26	45.173	83.6	46.522	58.9		101.8	105.0	2:39.453
10	45.034	88.0	44.604	60.2	50.384	102.8	<u>107.7</u>	2:20.022	27	Out	85.3	47.639	48.7	51.835			20:32.275 P
11	45.271	82.7	44.303	65.0	50.505	<u>104.7</u>	107.4	2:20.079	28	45.606	94.9	44.731	52.6	50.261	97.1	101.1	2:20.598
12	44.974	93.2	43.643	66.4		<u>104.2</u>	106.4	2:21.100	29	45.258	91.6	44.353	56.7	51.189	100.8	102.3	2:20.800
13	Out	83.3	47.058	54.6	50.927			6:07.909 P	30	44.670	<u>100.0</u>	52.617	56.8	50.348	101.4	104.2	2:27.635
14	44.696	84.6	44.323	58.4	50.038	102.1	105.8	2:19.057	31	44.479	94.7	43.983	59.0	50.803	101.5	103.6	2:19.265
15	44.245	84.0	44.316	59.7	50.290	102.5	107.2	2:18.851	32	45.736	90.8	44.420	58.3	50.700	98.5	101.5	2:20.856
16	44.320	95.1	44.703	54.1	49.991	100.5	104.2	2:19.014	33	45.405	88.3	45.941	55.1	50.032	100.8	103.1	2:21.378
17	44.456	91.1	44.229	58.6	49.993	101.8	104.7	2:18.678	34	44.298	96.7	44.103	62.8		102.5	104.5	2:19.862

252 Racelogic									VW BEETLE										
lap	Sect-1	Speed	Sect-2	Speed	Sect-3	Speed	TopSpeed	laptime	pit	lap	Sect-1	Speed	Sect-2	Speed	Sect-3	Speed	Topspeed	laptime	pit
1	Out	71.8	44.137	67.4	50.442			2:16.322		13	43.448	92.2	42.983	58.6	<u>48.478</u>	<u>106.9</u>	107.0	2:14.909	
2	43.656	90.7	44.141	66.5	50.428	101.4	103.6	2:18.225		14	43.316	89.1	43.163	59.0	48.760	103.4	105.2	2:15.239	
3	44.221	<u>94.4</u>	43.632	65.4	49.943	102.6	105.7	2:17.796		15	43.009	89.0	42.897	59.4	48.631	103.4	105.5	2:14.537	
4	43.423	90.6	43.070	60.5	49.287	101.8	103.7	2:15.780		16	43.223	87.8	43.043	59.8	48.560	103.1	105.7	2:14.826	
5	44.204	86.6	43.200	64.6	49.398	102.5	104.5	2:16.802		17	<u>42.926</u>	92.8	42.706	62.4		103.7	105.5	2:53.310	
6	43.746	89.5	42.925	65.7	49.256	102.1	104.2	2:15.927		18	Out	71.3	49.989	48.6	58.166			24:16.898 P	
7	43.152	94.3	42.813	58.6	49.392	102.5	106.0	2:15.357		19	47.111	78.6	44.709	58.2	50.293	97.4	102.8	2:22.113	
8	43.416	85.5	43.145	64.9	49.195	103.6	106.2	2:15.756		20	43.494	91.4	42.702	68.0	49.043	102.6	104.7	2:15.239	
9	43.128	85.7	42.936	66.6	48.793	103.6	106.9	2:14.857		21	43.055	90.1	42.498	70.1	49.650	103.9	105.2	2:15.203	
10	43.159	92.7	42.791	<u>72.2</u>		104.9	<u>107.2</u>	2:18.689		22	43.091	90.9	42.554	64.3	48.732	103.7	105.4	<u>2:14.377</u>	
11	Out	81.6	43.177	58.6	49.470			7:15.784 P		23	43.043	91.2	<u>42.292</u>	61.8		103.7	104.9	2:15.596	
12	43.398	85.8	43.015	58.5	48.615	104.4	107.0	2:15.028		24									

257 Team Lane Roofing									VW BEETLE										
lap	Sect-1	Speed	Sect-2	Speed	Sect-3	Speed	TopSpeed	laptime	pit	lap	Sect-1	Speed	Sect-2	Speed	Sect-3	Speed	Topspeed	laptime	pit
1	Out	69.5	52.345	55.2	53.237			2:32.272		12	Out	82.7	45.187	65.5	51.108			5:06.274 P	
2	46.851	83.8	48.761	53.3	59.699	97.3	101.7	2:35.311		13	45.104	87.4	<u>44.047</u>	<u>70.9</u>	50.799	100.6	103.7	2:19.950	
3	59.005	61.4	56.683	42.7	1:02.237	74.2	58.8	2:57.925		14	45.613	85.2	44.409	64.0	52.125	<u>102.3</u>	104.5	2:22.147	
4	51.101	76.0	46.755	64.1	52.591	83.4	70.1	2:30.447		15	44.607	87.7	44.382	62.2	<u>50.274</u>	<u>102.3</u>	<u>105.8</u>	<u>2:19.263</u>	
5	46.322	77.5	45.871	62.7	51.490	99.0	101.8	2:23.683		16	44.823	85.2	44.489	62.6	51.137	101.4	104.4	2:20.449	
6	46.409	80.8	44.689	57.6	50.557	100.2	102.5	2:21.655		17	45.411	85.9	44.563	68.5	51.639	99.9	102.3	2:21.613	
7	45.354	82.2	45.024	63.7	50.937	100.9	105.4	2:21.315		18	45.810	87.7	44.765	58.9	50.643	99.1	100.3	2:21.218	
8	44.704	82.0	44.579	61.1	51.009	101.7	104.9	2:20.292		19	<u>44.586</u>	87.2	44.352	64.5	50.611	101.4	104.9	2:19.549	
9	45.794	82.1	45.224	58.9	50.663	100.9	102.1	2:21.681		20	45.736	87.4	44.301	67.0	50.912	100.0	103.6	2:20.949	
10	44.951	86.8	44.507	60.1	50.752	100.0	102.1	2:20.210		21	44.655	<u>88.3</u>	44.520	61.8	51.596	101.8	105.5	2:20.771	
11	45.543	78.4	45.253	63.1		100.3	103.1	2:26.433		22	45.654	83.0	45.378	60.9		98.4	100.8	2:32.516	

262 Track Focused									VW BEETLE										
lap	Sect-1	Speed	Sect-2	Speed	Sect-3	Speed	TopSpeed	laptime	pit	lap	Sect-1	Speed	Sect-2	Speed	Sect-3	Speed	Topspeed	laptime	pit
1	Out	68.2	48.265	56.6	51.863			2:26.625		18	43.645	95.3	43.583	64.2	49.563	102.9	106.0	2:16.791	
2	46.598	78.1	45.109	60.8	50.180	100.5	102.3	2:21.887		19	43.595	<u>96.3</u>	43.294	63.2	49.146	103.7	106.4	2:16.035	
3	45.141	76.0	44.217	62.0	49.307	101.2	103.9	2:18.665		20	43.508	94.7	43.767	61.2	50.437	103.6	106.0	2:17.712	
4	44.168	81.3	43.732	65.7	50.006	102.6	103.7	2:17.906		21	43.917	92.7	44.433	61.6	51.013	100.2	102.6	2:19.363	
5	44.538	74.7	43.923	67.2	57.384	101.2	103.9	2:25.845		22	43.926	96.0	43.323	63.0	49.547	100.2	103.2	2:16.796	
6	53.773	62.9	51.110	51.3	53.042	76.6	71.1	2:37.925		23	43.543	94.0	43.429	64.2		102.1	104.0	2:22.130	
7	43.953	84.3	43.497	61.5	50.222	102.3	105.0	2:17.672		24	Out	83.1	42.825	61.6	In			5:12.297 P	
8	43.793	83.7	44.122	57.4		100.8	104.9	2:21.222		25	Out	84.4	42.772	63.2	48.863			2:52.122 P	
9	Out	83.8	44.265	54.6	49.329			4:25.293 P		26	43.294	90.4	42.888	65.0	49.001	103.2	105.4	2:15.183	
10	44.302	84.1	43.777	60.8	49.174	101.8	103.9	2:17.253		27	19:27.038	91.3	42.786	63.4	49.307	103.9	105.5	20:59.131 P	
11	44.134	86.5	43.600	58.3	49.722	102.0	103.6	2:17.456		28	43.361	93.5	42.598	62.8	49.079	102.0	104.9	2:15.038	
12	44.070	89.0	43.822	61.2		101.1	103.1	2:20.063		29	43.072	88.5	42.587	62.6	<u>48.684</u>	103.2	105.5	<u>2:14.343</u>	
13	Out	88.5	44.382	64.9	50.276			5:31.371 P		30	43.627	83.0	43.168	65.5	51.819	<u>105.8</u>	<u>108.1</u>	2:18.614	
14	44.991	95.1	43.862	61.9	49.741	102.0	103.9	2:18.594		31	<u>42.944</u>	90.6	42.993	61.7	50.902	103.2	104.7	2:16.839	
15	44.785	91.4	44.157	64.4	50.071	100.8	102.9	2:19.013		32	43.612	89.8	42.594	63.9	53.347	97.8	99.6	2:19.553	
16	44.516	84.1	43.445	<u>68.8</u>	49.630	100.9	103.9	2:17.591		33	46.983	94.9	<u>42.436</u>	62.7	50.629	74.7	80.0	2:20.048	
17	43.780	93.6	43.402	62.5	49.366	101.5	104.2	2:16.548		34	43.613	95.5	44.001	64.7		101.5	103.1	2:20.212	

312 Team Brit									VW BEETLE										
lap	Sect-1	Speed	Sect-2	Speed	Sect-3	Speed	TopSpeed	laptime	pit	lap	Sect-1	Speed	Sect-2	Speed	Sect-3	Speed	Topspeed	laptime	pit
1	Out	81.8	45.052	67.8	50.994			2:23.101		11	45.469	85.4	50.920	59.8		102.6	105.4	2:30.413	



Fun Cup - Portimão 2017
Autódromo Internacional do Algarve

FUN CUP

28 November - 2 December 2017

Laps and Sector Times - FREE TESTING 2

Autodromo Internacional Algarve - 4652 mtr.

2	45.307	88.4	44.569	<u>69.5</u>	50.774	100.5	103.7	2:20.650	12	Out	70.5	45.369	62.7	54.135			8:04.430 P	
3	44.286	91.7	44.230	68.2	51.021	102.6	105.0	2:19.537	13	44.940	81.5	45.369	51.3	53.930	99.3	103.2	2:24.239	
4	44.300	87.7	<u>43.875</u>	67.1	52.295	100.8	103.6	2:20.470	14	24:48.262	75.3	45.356	55.6	50.691	<u>104.4</u>	<u>109.1</u>	26:24.309 P	
5	44.777	<u>92.6</u>	44.641	64.6			97.7	100.5	2:26.279	15	44.859	83.0	44.631	60.6	50.256	99.9	102.9	2:19.746
6	Out	90.3	45.371	64.2	1:02.785			5:48.244 P	16	44.960	81.3	44.455	62.0	50.006	100.8	103.4	2:19.421	
7	44.713	83.0	44.206	59.4	49.867	91.3	104.5	2:18.786	17	45.290	71.5	45.138	60.1	50.236	102.3	105.7	2:20.664	
8	<u>44.219</u>	80.6	44.608	53.5	<u>49.840</u>	103.6	106.5	<u>2:18.667</u>	18	45.137	83.7	44.376	61.6	50.339	100.9	103.4	2:19.852	
9	44.288	88.0	44.610	67.4	50.799	103.1	103.7	2:19.697	19	44.755	83.6	44.287	61.9		100.2	103.4	2:26.575	
10	44.645	<u>92.6</u>	47.276	65.8	50.311	100.2	103.2	2:22.232	20									