

Algarve Classic Festival 2017

Autodromo Int. Algarve

LOTUS SEVEN 60th ANIVERSARY

26 - 29 October 2017

Laps and Sector Times - Qualifying - First part

Autodromo Internacional Algarve - 4652 mtr.

2 John Reid(UK)									Caterham Caterham										
lap	Sect-1	Speed	Sect-2	Speed	Sect-3	Speed	TopSpeed	laptime	pit	lap	Sect-1	Speed	Sect-2	Speed	Sect-3	Speed	Topspeed	laptime	pit
1	Out	131.7	42.003	110.9	46.084			2:10.131		5	39.068	153.8	<u>38.479</u>	111.2	202.2	210.9	2:17.249		
2	39.532	150.0	39.135	<u>121.3</u>	45.411	199.3	212.6	2:04.078		6	Out	158.6	38.845	109.9	<u>44.631</u>			9:34.016	P
3	39.539	147.7	39.396	112.3	44.695	203.0	210.5	2:03.630		7	38.614	151.3	39.025	107.0	44.840	201.9	211.8	<u>2:02.479</u>	
4	42.234	147.1	40.731	98.2	45.540	203.8	206.1	2:08.505		8									

4 Jonathan Mitchell(UK)									Caterham Caterham										
lap	Sect-1	Speed	Sect-2	Speed	Sect-3	Speed	TopSpeed	laptime	pit	lap	Sect-1	Speed	Sect-2	Speed	Sect-3	Speed	Topspeed	laptime	pit
1	Out	126.6	41.475	98.0	45.328			2:08.527		5	39.032	157.7	38.923	98.2	200.0	213.0	2:19.984		
2	38.621	153.8	38.103	<u>112.7</u>	45.289	205.3	214.3	<u>2:02.013</u>		6	Out	156.1	38.797	111.8	44.647			9:26.138	P
3	38.925	154.7	38.932	108.9	44.644	203.8	213.0	2:02.501		7	39.176	162.7	38.554	100.8	<u>45.043</u>	204.5	212.2	2:02.773	
4	43.156	135.8	41.047	96.5	46.754	198.9	195.3	2:10.957		8									

6 Martin Jeffs(GB)									Caterham Caterham										
lap	Sect-1	Speed	Sect-2	Speed	Sect-3	Speed	TopSpeed	laptime	pit	lap	Sect-1	Speed	Sect-2	Speed	Sect-3	Speed	Topspeed	laptime	pit
1	Out	106.4	44.724	94.9	47.739			2:18.555		5	56.802	87.9	54.381	53.8	185.6	116.1	3:22.106		
2	41.156	157.9	43.076	91.3	47.116	184.9	193.9	2:11.348		6	Out	142.7	41.543	93.3	46.668			7:30.872	P
3	44.806	142.9	43.467	91.1		183.7	190.5	2:18.411		7	40.519	163.1	40.953	105.6	<u>46.311</u>	183.7	192.2	<u>2:07.783</u>	
4	Out	136.0	41.833	98.6	46.804			2:42.831	P	8									

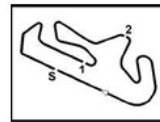
7 Miguel Lobo(POR)									Caterham Caterham										
lap	Sect-1	Speed	Sect-2	Speed	Sect-3	Speed	TopSpeed	laptime	pit	lap	Sect-1	Speed	Sect-2	Speed	Sect-3	Speed	Topspeed	laptime	pit
1	Out	102.3						2:26.724		4	41.650	<u>161.9</u>				177.6		2:10.280	
2	43.292	138.1				167.2		2:13.209		5	43.100	97.8				<u>178.8</u>		2:48.569	
3	41.840	159.8				177.0		2:11.359		6	Out	128.7	In		In			9:04.806	P

8 Luis Calheiros Ferreira(POR)									Caterham Caterham										
lap	Sect-1	Speed	Sect-2	Speed	Sect-3	Speed	TopSpeed	laptime	pit	lap	Sect-1	Speed	Sect-2	Speed	Sect-3	Speed	Topspeed	laptime	pit
1	Out	122.7						2:17.576		5	39.930	152.5				192.5		2:37.230	
2	<u>39.250</u>	149.2				194.2		<u>2:04.777</u>		6	Out	142.7	In		In			8:58.489	P
3	41.652	153.4				194.9		2:06.942		7	40.096	141.5				189.5		2:08.994	
4	41.146	151.9				<u>197.1</u>		2:07.219		8									

9 Danny Killeen(UK)									Caterham Caterham										
lap	Sect-1	Speed	Sect-2	Speed	Sect-3	Speed	TopSpeed	laptime	pit	lap	Sect-1	Speed	Sect-2	Speed	Sect-3	Speed	Topspeed	laptime	pit
1	Out	124.1	41.217	107.2	45.799			2:09.512		5	38.633	157.2	38.975	109.6	203.0	213.9	2:15.257		
2	38.776	159.1	38.672	<u>118.4</u>	45.864	<u>205.3</u>	210.9	2:03.312		6	Out	148.8	38.981	110.8	45.318			9:37.017	P
3	38.522	160.7	38.362	110.1	<u>44.638</u>	201.5	211.4	<u>2:01.522</u>		7	38.589	172.5	38.453	115.5	45.350	198.9	210.5	2:02.392	
4	41.376	152.5	38.566	102.9	44.819	197.4	198.9	2:04.761		8									

12 José Kol de Almeida(POR)									Caterham Caterham										
lap	Sect-1	Speed	Sect-2	Speed	Sect-3	Speed	TopSpeed	laptime	pit	lap	Sect-1	Speed	Sect-2	Speed	Sect-3	Speed	Topspeed	laptime	pit
1	Out	124.1	44.291	97.6	48.643			2:16.112		5	42.394	126.0	47.957	82.9	173.4	185.2	2:44.812		
2	41.663	146.1	42.634	96.4	47.899	<u>180.3</u>	191.2	2:12.196		6	Out	123.0	41.785	102.2	47.935			8:42.463	P
3	42.054	145.6	41.486	88.7	47.961	174.2	186.2	<u>2:11.501</u>		7	41.536	<u>161.0</u>	43.452	107.7	<u>48.662</u>	177.9	<u>197.1</u>	2:13.650	
4	41.713	148.8	41.923	95.6	47.982	175.0	187.2	2:11.618		8									

13 Saraiva-Saraiva(POR)									Caterham Caterham										
lap	Sect-1	Speed	Sect-2	Speed	Sect-3	Speed	TopSpeed	laptime	pit	lap	Sect-1	Speed	Sect-2	Speed	Sect-3	Speed	Topspeed	laptime	pit
1	Out	102.6	43.507	95.2	48.846			2:17.967		5	41.147	139.4	48.227	74.2	184.9	192.5	2:44.638		
2	41.263	139.2	40.828	103.2	46.935	189.5	194.2	2:09.026		6	Out	141.5	40.658	100.5	47.400			9:20.414	P
3	41.457	147.5	40.876	92.5	46.607	181.8	188.8	2:08.940		7	40.925	153.0	<u>40.121</u>	109.8	<u>46.802</u>	183.7	<u>197.4</u>	<u>2:07.848</u>	
4	41.455	153.6	40.979	98.0	46.836	<u>192.5</u>	193.9	2:09.270		8									



Algarve Classic Festival 2017

Autodromo Int. Algarve

LOTUS SEVEN 60th ANIVERSARY

26 - 29 October 2017

Laps and Sector Times - Qualifying - First part

Autodromo Internacional Algarve - 4652 mtr.

15 Tom Miserendino(UK)									Caterham Caterham										
lap	Sect-1	Speed	Sect-2	Speed	Sect-3	Speed	TopSpeed	laptime	pit	lap	Sect-1	Speed	Sect-2	Speed	Sect-3	Speed	Topspeed	laptime	pit
1	Out	103.5	44.621	102.0	47.648			2:17.855		5	40.736	139.5	46.730	77.0	197.4	207.7	2:46.531		
2	41.218	131.5	40.803	104.1	47.107	198.2	175.9	2:09.128		6	Out	127.5	41.118	98.9	48.071		8:49.926	P	
3	44.216	126.9	41.432	84.3	47.104	196.7	167.2	2:12.752		7	40.507	134.7	39.747	<u>113.3</u>	<u>46.446</u>	194.2	208.1	<u>2:06.700</u>	
4	42.887	133.8	41.197	96.1	46.609	195.7	184.6	2:10.693		8									

16 Paul O'Reilly(UK)									Caterham Caterham										
lap	Sect-1	Speed	Sect-2	Speed	Sect-3	Speed	TopSpeed	laptime	pit	lap	Sect-1	Speed	Sect-2	Speed	Sect-3	Speed	Topspeed	laptime	pit
1	Out	111.5	43.531	104.8	46.379			2:12.281		5	46.921	122.9	48.341	71.8	161.0	159.3	3:03.346		
2	39.292	152.5	39.366	96.5	45.140	197.4	211.4	<u>2:03.798</u>		6	Out	142.9	39.935	105.7	<u>44.729</u>		7:20.324	P	
3	39.867	153.8	41.792	103.5		198.5	211.4	2:09.245		7	38.990	150.0	40.220	103.0	47.546	200.4	<u>213.4</u>	2:06.756	
4	Out	145.7	39.450	100.8	48.615			3:35.278	P	8									

18 Phil Jenkins(UK)									Caterham Caterham										
lap	Sect-1	Speed	Sect-2	Speed	Sect-3	Speed	TopSpeed	laptime	pit	lap	Sect-1	Speed	Sect-2	Speed	Sect-3	Speed	Topspeed	laptime	pit
1	Out	118.0	41.387	105.9	46.008			2:10.249		5	38.242	160.0	37.877	110.0	199.3	213.0	2:15.286		
2	38.716	154.9	37.916	121.2	46.319	201.5	213.9	2:02.951		6	Out	142.9	38.727	117.8	45.014		9:38.077	P	
3	38.673	142.7	38.414	119.1	<u>44.655</u>	201.9	213.9	2:01.742		7	38.249	<u>169.3</u>	<u>37.585</u>	<u>123.1</u>	44.986	<u>210.1</u>	<u>214.7</u>	<u>2:00.820</u>	
4	41.707	139.0	37.939	113.3	44.742	203.4	213.9	2:04.388		8									

19 Duarte Lisboa (POR)									Caterham Caterham										
lap	Sect-1	Speed	Sect-2	Speed	Sect-3	Speed	TopSpeed	laptime	pit	lap	Sect-1	Speed	Sect-2	Speed	Sect-3	Speed	Topspeed	laptime	pit
1								2:12.035		3	11:58.871	146.7						13:28.681	
2								2:21.588		4	42.203	147.7				178.5		<u>2:10.961</u>	

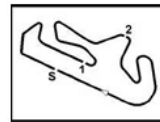
20 Luis Lisboa (POR)									Caterham Caterham										
lap	Sect-1	Speed	Sect-2	Speed	Sect-3	Speed	TopSpeed	laptime	pit	lap	Sect-1	Speed	Sect-2	Speed	Sect-3	Speed	Topspeed	laptime	pit
1								2:10.318		3	12:01.668	147.1						13:31.121	
2								2:22.201		4	41.104	150.4				184.3		<u>2:09.369</u>	

21 José João Magalhães (POR)									Caterham Caterham										
lap	Sect-1	Speed	Sect-2	Speed	Sect-3	Speed	TopSpeed	laptime	pit	lap	Sect-1	Speed	Sect-2	Speed	Sect-3	Speed	Topspeed	laptime	pit
1								2:09.603		3	11:58.422	139.4	41.281	106.7	46.979		13:26.682		
2								2:23.832		4	40.725	159.1	40.744	113.3	<u>46.989</u>	185.9	185.6	<u>2:08.458</u>	

24 Ricardo Leitão (POR)									Caterham Caterham										
lap	Sect-1	Speed	Sect-2	Speed	Sect-3	Speed	TopSpeed	laptime	pit	lap	Sect-1	Speed	Sect-2	Speed	Sect-3	Speed	Topspeed	laptime	pit
1	Out	136.0	40.136	91.4	46.437			2:06.371		2	<u>37.932</u>	<u>164.9</u>	<u>38.192</u>	<u>101.9</u>	<u>44.342</u>	<u>204.5</u>	<u>214.7</u>	<u>2:00.466</u>	

25 Paul Browes (UK)									Caterham Caterham										
lap	Sect-1	Speed	Sect-2	Speed	Sect-3	Speed	TopSpeed	laptime	pit	lap	Sect-1	Speed	Sect-2	Speed	Sect-3	Speed	Topspeed	laptime	pit
1	Out	112.7	41.262	111.3	46.263			2:10.596		5	39.106	154.9	39.265	106.3	208.5	214.3	2:21.972		
2	39.833	143.2	38.862	116.5	46.299	194.6	207.7	2:04.994		6	Out	138.8	39.009	114.0	45.017		9:22.206	P	
3	<u>38.789</u>	147.5	39.111	112.5	45.572	203.8	212.6	<u>2:03.472</u>		7	39.504	165.6	38.714	111.9	<u>45.488</u>	197.4	212.2	2:03.706	
4	42.254	138.3	40.798	101.6	46.565	202.6	213.4	2:09.617		8									

27 Migueis-Migueis(POR)									Caterham Caterham										
lap	Sect-1	Speed	Sect-2	Speed	Sect-3	Speed	TopSpeed	laptime	pit	lap	Sect-1	Speed	Sect-2	Speed	Sect-3	Speed	Topspeed	laptime	pit
1	Out	108.4	48.210	82.6	52.771			2:25.929		5	52.984	89.6	53.763	58.1	165.6	157.7	3:17.343		
2	44.964	139.5	44.941	80.8	52.805	176.2	188.2	2:22.710		6	Out	135.0	43.518	105.9	51.152		7:44.793	P	
3	49.083	110.1	44.465	80.7	49.751	<u>176.5</u>	184.0	2:23.299		7	43.573	135.3	43.986	103.3	49.653	173.4	180.3	2:17.212	
4	<u>43.090</u>	130.9	43.479	87.0	<u>48.830</u>	175.3	<u>188.5</u>	<u>2:15.399</u>		8									



Algarve Classic Festival 2017

Autodromo Int. Algarve

LOTUS SEVEN 60th ANIVERSARY

26 - 29 October 2017

Laps and Sector Times - Qualifying - First part

Autodromo Internacional Algarve - 4652 mtr.

28 Paulo Galveias (POR)									Caterham Caterham										
lap	Sect-1	Speed	Sect-2	Speed	Sect-3	Speed	TopSpeed	laptime	pit	lap	Sect-1	Speed	Sect-2	Speed	Sect-3	Speed	Topspeed	laptime	pit
1	Out	120.8	44.033	108.0				3:24.156	D	4	48.267	70.5	1:04.064	49.7		180.6	190.5	3:02.166	
2	Out	146.5	42.329	91.9	48.126			3:36.896	P	5	Out	152.8	41.963	114.3	47.920			8:13.480	P
3	42.322	150.8	42.622	80.6	48.011	180.3	189.8	2:12.955		6	41.189	158.1	41.949	106.9	47.995	189.1	197.1	2:11.133	

29 Rodrigo Galveias (POR)									Caterham Caterham										
lap	Sect-1	Speed	Sect-2	Speed	Sect-3	Speed	TopSpeed	laptime	pit	lap	Sect-1	Speed	Sect-2	Speed	Sect-3	Speed	Topspeed	laptime	pit
1	Out	135.0	43.762	92.8	48.085			2:13.742		5	41.860	136.2	47.521	88.5		178.8	189.1	2:39.513	
2	41.288	148.6	41.879	105.4	47.572	180.0	188.2	2:10.739		6	Out	123.4	41.877	99.5	47.476			8:49.781	P
3	43.134	153.4	41.197	94.6	48.055	182.7	189.8	2:12.386		7	40.734	164.1	42.710	110.2	47.433	183.7	196.0	2:10.877	
4	42.241	161.2	41.089	106.0	47.560	179.4	174.2	2:10.890		8									

30 Macedo-Inácio (POR)									Caterham Caterham										
lap	Sect-1	Speed	Sect-2	Speed	Sect-3	Speed	TopSpeed	laptime	pit	lap	Sect-1	Speed	Sect-2	Speed	Sect-3	Speed	Topspeed	laptime	pit
1	Out	110.0	43.213	93.4	46.845			2:13.852		5	40.181	161.2	39.633	99.5		203.4	187.2	2:27.877	
2	38.220	167.4	38.046	106.7	44.022	210.9	213.4	2:00.288		6	Out	163.6	40.196	106.0	45.163			9:53.048	P
3	38.703	155.6	38.954	107.1	44.612	208.5	209.3	2:02.269		7	39.098	159.3	39.427	98.3	45.248	193.9	201.5	2:03.773	
4	38.692	161.7	38.164	109.9	44.566	203.0	211.4	2:01.422		8									

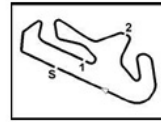
32									Caterham										
lap	Sect-1	Speed	Sect-2	Speed	Sect-3	Speed	TopSpeed	laptime	pit	lap	Sect-1	Speed	Sect-2	Speed	Sect-3	Speed	Topspeed	laptime	pit
1	Out	90.6	46.117	102.9	51.190			2:29.279		4	43.645	147.5	43.034	107.0		172.0	185.9	2:26.775	
2	44.490	133.8	42.741	105.8	52.322	167.4	174.5	2:19.553		5	Out	132.2	41.584	98.5	47.180			10:26.990	P
3	45.566	145.6	43.739	80.5	49.377	165.1	171.2	2:18.682		6	41.104	153.0	40.658	100.6	46.605	177.9	188.2	2:08.367	D

33 Villar-Rajani (POR)									Caterham Caterham										
lap	Sect-1	Speed	Sect-2	Speed	Sect-3	Speed	TopSpeed	laptime	pit	lap	Sect-1	Speed	Sect-2	Speed	Sect-3	Speed	Topspeed	laptime	pit
1	Out	138.5	40.007	98.2	44.851			2:05.731		5	38.736	159.5	38.369	100.6		196.0	208.5	2:10.921	
2	38.674	154.3	38.664	108.7	44.599	194.9	205.3	2:01.937		6	Out	129.0	39.003	119.5	46.102			9:57.234	P
3	40.133	146.5	38.582	99.4	44.754	192.5	200.7	2:03.469		7	40.683	145.0	39.923	107.9	47.883	197.1	210.9	2:08.489	
4	42.650	151.0	39.008	99.3	44.778	197.8	210.5	2:06.436		8									

36 John Ogilvie (UK)									Caterham Caterham										
lap	Sect-1	Speed	Sect-2	Speed	Sect-3	Speed	TopSpeed	laptime	pit	lap	Sect-1	Speed	Sect-2	Speed	Sect-3	Speed	Topspeed	laptime	pit
1	Out	118.7	44.326	110.1	47.198			2:15.266		5	38.828	137.8	49.045	88.2		203.4	212.2	2:40.897	
2	39.551	146.3	38.747	112.0	46.197	198.9	212.6	2:04.495		6	Out	144.6	39.927	112.9	45.226			8:51.519	P
3	42.348	133.7				201.9	191.2	2:09.483		7	39.486	140.8	39.934	100.2	46.116	198.2	213.9	2:05.536	
4	39.805	149.0	39.730	107.7	46.197	199.3	212.2	2:05.732		8									

37 Juan Manuel Correa (ITA)									Caterham Caterham										
lap	Sect-1	Speed	Sect-2	Speed	Sect-3	Speed	TopSpeed	laptime	pit	lap	Sect-1	Speed	Sect-2	Speed	Sect-3	Speed	Topspeed	laptime	pit
1	Out	118.6	46.480	95.1	49.171			2:19.641		5	43.174	101.2	50.427	82.3		178.8	186.2	2:46.303	
2	42.280	139.0	41.794	100.6	47.445	176.8	184.9	2:11.519	D	6	Out	147.7	41.117	104.2	47.250			8:40.952	P
3	41.531	144.2	41.516	108.3	47.922	177.3	186.2	2:10.969		7	41.647	144.6	43.183	104.8	47.639	180.0	188.5	2:12.469	
4	41.993	147.3	41.118	99.8	47.387	177.6	184.6	2:10.498		8									

39 Mark Drain (UK)									Caterham Caterham										
lap	Sect-1	Speed	Sect-2	Speed	Sect-3	Speed	TopSpeed	laptime	pit	lap	Sect-1	Speed	Sect-2	Speed	Sect-3	Speed	Topspeed	laptime	pit
1	Out	109.6	44.912	91.4	48.274			2:17.230		5	40.361	158.4	47.420	80.0		194.2	206.1	2:36.172	
2	40.745	152.5	40.745	97.3	45.994	193.9	197.8	2:07.484		6	Out	142.9	39.629	108.3	45.725			8:53.083	P
3	41.057	149.6	41.687	88.8	46.168	195.7	203.4	2:08.912		7	39.618	162.4	39.573	113.2	46.165	197.1	211.8	2:05.356	
4	42.078	146.5	40.786	106.3	46.104	193.2	200.7	2:08.968		8									



Algarve Classic Festival 2017

Autodromo Int. Algarve

LOTUS SEVEN 60th ANIVERSARY

26 - 29 October 2017

Laps and Sector Times - Qualifying - First part

Autodromo Internacional Algarve - 4652 mtr.

43									Caterham										
lap	Sect-1	Speed	Sect-2	Speed	Sect-3	Speed	TopSpeed	laptime	pit	lap	Sect-1	Speed	Sect-2	Speed	Sect-3	Speed	Topspeed	laptime	pit
1	Out	115.1	43.224	97.6	47.930			2:13.974		5	40.656	153.6	48.673	85.8	184.3	196.0	2:42.330		
2	40.910	154.7	41.230	99.8	46.867	186.5	196.0	<u>2:09.007</u>		6	Out	157.9	40.628	105.0	47.340			8:49.346	P
3	43.789	159.1	42.644	80.4	47.342	187.5	187.2	2:13.775		7	41.020	134.3	40.830	99.7	<u>48.600</u>	185.9	201.9	2:10.450	
4	41.492	153.2	41.436	102.1	46.627	184.0	192.2	2:09.555		8									

47									Caterham Caterham										
lap	Sect-1	Speed	Sect-2	Speed	Sect-3	Speed	TopSpeed	laptime	pit	lap	Sect-1	Speed	Sect-2	Speed	Sect-3	Speed	Topspeed	laptime	pit
1	Out	123.9	42.575	109.4	46.814			2:12.570		5	39.588	156.7	38.920	109.3	204.9	212.2	2:19.945		
2	39.036	157.2	38.867	103.5	<u>44.561</u>	200.4	209.7	<u>2:02.464</u>		6	Out	143.8	38.943	107.9	45.076			9:29.826	P
3	<u>38.708</u>	150.4	39.567	107.2	44.749	204.5	213.4	2:03.024		7	39.080	154.9	38.654	103.2	45.151	<u>210.1</u>	213.0	2:02.885	
4	41.017	156.1	40.051	95.9	44.956	205.7	210.9	2:06.024		8									

48									Caterham Caterham										
lap	Sect-1	Speed	Sect-2	Speed	Sect-3	Speed	TopSpeed	laptime	pit	lap	Sect-1	Speed	Sect-2	Speed	Sect-3	Speed	Topspeed	laptime	pit
1	Out	116.4	43.553	102.1	47.838			2:14.297		5	41.032	142.5	48.804	81.5	190.5	195.3	2:44.274		
2	41.207	145.2	41.441	108.7	46.938	186.5	194.9	2:09.586		6	Out	140.1	41.300	108.9	47.014			8:48.266	P
3	42.982	138.3	42.510	88.5	47.607	183.7	193.2	2:13.099		7	40.833	144.0	41.327	101.6	<u>48.469</u>	185.2	198.2	2:10.629	
4	41.589	144.8	41.242	106.6	46.415	187.2	193.9	<u>2:09.246</u>		8									

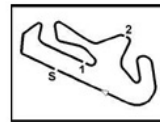
50									Caterham Caterham										
lap	Sect-1	Speed	Sect-2	Speed	Sect-3	Speed	TopSpeed	laptime	pit	lap	Sect-1	Speed	Sect-2	Speed	Sect-3	Speed	Topspeed	laptime	pit
1	Out	113.4	42.983	<u>120.5</u>	47.619			2:13.687		5	39.227	152.8	38.983	117.0	202.2	214.3	2:20.361		
2	39.551	154.3	39.197	103.2	45.213	199.3	211.4	2:03.961		6	Out	131.2	39.207	109.5	45.398			9:36.574	P
3	39.939	152.8	39.809	103.0	45.782	200.7	211.4	2:05.530		7	39.393	150.6	39.093	106.3	46.168	<u>206.1</u>	210.1	2:04.654	
4	39.616	150.2	<u>38.744</u>	102.8	<u>45.172</u>	201.1	210.9	<u>2:03.532</u>		8									

53									Caterham Caterham										
lap	Sect-1	Speed	Sect-2	Speed	Sect-3	Speed	TopSpeed	laptime	pit	lap	Sect-1	Speed	Sect-2	Speed	Sect-3	Speed	Topspeed	laptime	pit
1	Out	117.8	44.562	93.6	47.447			2:14.511		5	<u>38.440</u>	167.2	38.075	106.9	197.8	212.2	2:14.697		
2	39.017	163.4	38.434	110.7	44.559	194.9	198.9	2:02.010		6	Out	149.6	39.023	110.8	44.923			10:05.758	P
3	38.532	162.4	38.260	109.1	<u>44.454</u>	195.3	205.3	<u>2:01.246</u>		7	38.593	<u>170.3</u>	38.124	107.2	45.211	200.0	206.9	2:01.928	
4	38.691	165.4	<u>38.073</u>	102.4	44.660	196.7	210.9	2:01.424		8									

55									Caterham Caterham										
lap	Sect-1	Speed	Sect-2	Speed	Sect-3	Speed	TopSpeed	laptime	pit	lap	Sect-1	Speed	Sect-2	Speed	Sect-3	Speed	Topspeed	laptime	pit
1	Out	101.6	44.362	99.3	49.705			2:19.040		5	40.455	157.9	49.146	72.7	181.8	194.2	2:46.650		
2	41.592	146.3	40.962	102.8	46.832	182.7	193.9	2:09.386		6	Out	132.4	41.034	105.7	46.155			8:47.071	P
3	42.753	134.8	42.217	72.8	46.760	187.8	191.8	2:11.730		7	40.241	152.1	<u>40.268</u>	107.6	<u>46.337</u>	185.6	194.9	<u>2:06.846</u>	
4	41.948	154.5	40.739	100.2	46.369	185.9	197.1	2:09.056		8									

57									Caterham Caterham										
lap	Sect-1	Speed	Sect-2	Speed	Sect-3	Speed	TopSpeed	laptime	pit	lap	Sect-1	Speed	Sect-2	Speed	Sect-3	Speed	Topspeed	laptime	pit
1	Out	117.0	42.068	95.8	46.992			2:13.067		4	Out	106.3	46.710	83.1	In			5:03.449	P
2	39.439	145.0	<u>39.351</u>	100.1	<u>45.148</u>	203.4	213.4	<u>2:03.938</u>		5	Out	142.1	39.732	107.9	46.709			8:25.139	P
3	39.401	149.0	41.132	68.8		201.5	<u>215.6</u>	2:31.996		6	39.636	141.4	40.791	85.8	57.602	196.7	208.5	2:18.029	

58									Caterham Caterham										
lap	Sect-1	Speed	Sect-2	Speed	Sect-3	Speed	TopSpeed	laptime	pit	lap	Sect-1	Speed	Sect-2	Speed	Sect-3	Speed	Topspeed	laptime	pit
1	39.514	143.2	39.332	108.1	<u>44.391</u>	192.2	199.3	2:03.237		4	38.852	158.1	<u>38.101</u>	108.0		191.8	201.5	2:10.379	
2	39.479	152.8	38.550	103.4	44.781	200.0	205.7	<u>2:02.810</u>		5	Out	145.0	38.917	110.7	45.294			9:43.274	P
3	42.331	141.9	38.889	<u>121.3</u>	44.943	191.8	194.6	2:06.163		6	39.584	150.8	38.619	115.9	44.881	191.8	200.7	2:03.084	



Algarve Classic Festival 2017

Autodromo Int. Algarve

LOTUS SEVEN 60th ANIVERSARY

26 - 29 October 2017

Laps and Sector Times - Qualifying - First part

Autodromo Internacional Algarve - 4652 mtr.

60 Steve Day (UK)									Caterham Caterham										
lap	Sect-1	Speed	Sect-2	Speed	Sect-3	Speed	TopSpeed	laptime	pit	lap	Sect-1	Speed	Sect-2	Speed	Sect-3	Speed	Topspeed	laptime	pit
1	Out	121.6	42.156	97.4	46.114			2:08.501		5	38.744	150.6	39.010	108.5		205.3	211.8	2:14.498	
2	39.028	144.4	38.389	109.1	44.930	200.4	210.9	<u>2:02.347</u>		6	Out	138.3	38.821	104.2	45.259			9:39.199	P
3	39.441	147.3	38.520	102.6	44.797	199.3	212.2	2:02.758		7	38.654	146.1	38.527	<u>118.7</u>	<u>45.175</u>	201.1	213.4	2:02.356	
4	42.785	144.0	38.728	95.9	44.903	204.2	212.2	2:06.416		8									

63 Martin Gee (UK)									Caterham Caterham										
lap	Sect-1	Speed	Sect-2	Speed	Sect-3	Speed	TopSpeed	laptime	pit	lap	Sect-1	Speed	Sect-2	Speed	Sect-3	Speed	Topspeed	laptime	pit
1	Out	100.5	44.311	84.0	48.835			2:19.498		5	52.725	71.1	1:01.850	69.7		187.5	202.6	3:05.004	
2	42.374	149.2	<u>41.682</u>	84.6	48.778	187.8	171.2	<u>2:12.834</u>		6	Out	144.4	42.211	101.3	49.575			8:02.072	P
3	47.909	135.0	44.612	71.1	52.750	187.8	156.7	2:25.271		7	46.065	134.2	47.769	96.4	<u>48.525</u>	184.3	191.5	2:22.359	
4	44.462	140.4	45.236	86.9	50.665	185.6	164.1	2:20.363		8									

68 Ian Dyble (GB)									Caterham Caterham										
lap	Sect-1	Speed	Sect-2	Speed	Sect-3	Speed	TopSpeed	laptime	pit	lap	Sect-1	Speed	Sect-2	Speed	Sect-3	Speed	Topspeed	laptime	pit
1	Out	117.0	44.335	101.2	47.347			2:14.704		5	<u>40.367</u>	149.0	49.373	82.0		187.8	200.7	2:45.494	
2	41.081	144.6	41.388	93.9	46.935	186.2	197.4	<u>2:09.404</u>		6	Out	146.7	41.185	108.5	46.984			8:46.874	P
3	45.505	123.9	42.710	94.2	48.050	186.2	186.5	2:16.265		7	40.857	142.1	41.044	104.1	<u>47.581</u>	<u>189.5</u>	<u>201.5</u>	2:09.482	
4	42.218	141.9	40.953	100.1	46.874	186.5	195.7	2:10.045		8									

70 Martin Amison (UK)									Caterham Caterham										
lap	Sect-1	Speed	Sect-2	Speed	Sect-3	Speed	TopSpeed	laptime	pit	lap	Sect-1	Speed	Sect-2	Speed	Sect-3	Speed	Topspeed	laptime	pit
1	39.234	164.4	39.115	114.4	45.677	198.5	212.2	2:04.026		4	<u>38.539</u>	161.4	38.737	113.3		201.9	212.2	2:16.915	
2	39.630	159.3	<u>38.344</u>	111.6	44.695	197.1	210.1	<u>2:02.669</u>		5	Out	139.7	39.059	118.9	45.177			9:34.212	P
3	42.264	138.3	39.882	112.7	45.684	203.0	200.7	2:07.830		6	38.989	160.7	38.867	106.1	<u>44.969</u>	201.1	211.8	2:02.825	

77 Chris Wright (UK)									Caterham Caterham										
lap	Sect-1	Speed	Sect-2	Speed	Sect-3	Speed	TopSpeed	laptime	pit	lap	Sect-1	Speed	Sect-2	Speed	Sect-3	Speed	Topspeed	laptime	pit
1	Out	118.0	41.199	106.5	46.171			2:09.541		5	<u>38.085</u>	<u>176.2</u>	38.892	97.7		200.4	214.3	2:15.856	
2	38.623	152.8	38.654	113.0	45.570	200.7	210.5	2:02.847		6	Out	141.0	38.980	106.9	44.543			9:37.353	P
3	38.594	154.1	38.755	<u>118.7</u>	44.737	210.1	213.4	2:02.086		7	38.769	160.5	38.412	106.5	<u>44.864</u>	204.9	214.3	<u>2:02.045</u>	
4	42.028	151.0	38.163	112.4	44.653	<u>210.5</u>	202.2	2:04.844		8									

81 Albert Vella (UK)									Caterham Caterham										
lap	Sect-1	Speed	Sect-2	Speed	Sect-3	Speed	TopSpeed	laptime	pit	lap	Sect-1	Speed	Sect-2	Speed	Sect-3	Speed	Topspeed	laptime	pit
1	Out	114.5	42.876	96.5	46.385			2:12.222		5	39.447	153.6	39.708	96.3		<u>209.7</u>	199.6	2:27.407	
2	39.794	153.8	39.621	94.2	<u>44.670</u>	204.5	201.1	2:04.085		6	Out	144.4	39.007	104.7	44.745			9:19.776	P
3	40.302	146.7	39.819	106.9	45.265	207.7	197.1	2:05.386		7	38.974	152.5	38.677	106.2	44.825	203.8	210.1	<u>2:02.476</u>	
4	38.925	143.8	39.115	103.3	44.760	207.3	<u>214.7</u>	2:02.800		8									

85 Clive Richards (UK)									Caterham Caterham										
lap	Sect-1	Speed	Sect-2	Speed	Sect-3	Speed	TopSpeed	laptime	pit	lap	Sect-1	Speed	Sect-2	Speed	Sect-3	Speed	Topspeed	laptime	pit
1	Out	116.1	41.667	109.6	45.723			2:09.706		5	<u>38.348</u>	152.5	38.233	108.2		<u>209.7</u>	214.3	2:12.822	
2	38.798	151.0	38.835	116.5	45.172	200.4	213.0	2:02.805		6	Out	139.2	38.840	108.0	44.981			9:39.460	P
3	39.470	153.4	38.184	<u>125.3</u>	44.323	204.5	210.1	<u>2:01.977</u>		7	38.878	158.8	38.484	120.7	45.074	204.2	207.7	2:02.436	
4	41.650	148.4	<u>37.884</u>	116.0	<u>44.078</u>	204.5	206.9	2:03.612		8									

87 Pedro Falé (POR)									Caterham Caterham										
lap	Sect-1	Speed	Sect-2	Speed	Sect-3	Speed	TopSpeed	laptime	pit	lap	Sect-1	Speed	Sect-2	Speed	Sect-3	Speed	Topspeed	laptime	pit
1	Out	125.1	44.093	105.9	48.744			2:16.798		5	42.003	123.6	48.137	89.8		188.2	196.4	2:42.144	
2	41.195	158.6	42.646	99.4	47.044	<u>188.5</u>	196.0	2:10.885		6	Out	121.5	41.647	107.7	47.501			8:45.756	P
3	43.304	153.0	41.147	96.9	47.569	187.8	<u>198.2</u>	2:12.020		7	41.376	162.4	42.031	110.4	<u>47.184</u>	185.2	<u>198.2</u>	<u>2:10.591</u>	
4	42.206	145.4	41.803	101.3	47.228	182.1	190.5	2:11.237		8									

Algarve Classic Festival 2017

Autodromo Int. Algarve

LOTUS SEVEN 60th ANIVERSARY

26 - 29 October 2017

Laps and Sector Times - Qualifying - First part

Autodromo Internacional Algarve - 4652 mtr.

88 Chris Lay (UK)									Caterham Caterham										
lap	Sect-1	Speed	Sect-2	Speed	Sect-3	Speed	TopSpeed	laptime	pit	lap	Sect-1	Speed	Sect-2	Speed	Sect-3	Speed	Topspeed	laptime	pit
1	Out	122.9	41.848	110.9	46.578			2:10.904		5	40.908	136.7	41.756	101.7		198.2	212.6	2:27.542	
2	39.319	155.4	38.423	114.5	44.932	201.5	213.9	2:02.674		6	Out	135.2	39.446	<u>117.9</u>	45.113			9:22.364	P
3	39.254	147.9	39.032	113.7	45.004	210.1	211.8	2:03.290		7	38.708	166.4	38.933	105.1	<u>44.806</u>	206.1	<u>214.7</u>	<u>2:02.447</u>	
4	41.045	156.7	39.247	108.7	45.358	200.0	212.2	2:05.650		8									

91 Yohan Sousa (POR)									Caterham Caterham										
lap	Sect-1	Speed	Sect-2	Speed	Sect-3	Speed	TopSpeed	laptime	pit	lap	Sect-1	Speed	Sect-2	Speed	Sect-3	Speed	Topspeed	laptime	pit
1	Out	123.0	49.963	111.8	52.274			2:29.836		5	47.556	68.7	1:01.889	55.9		184.3	194.9	2:55.114	
2	42.130	157.4	41.465	88.2	47.238	167.4	180.3	2:10.833		6	Out	132.5	41.397	101.6	46.748			8:18.912	P
3	53.097	119.3	42.689	100.3	48.012	183.4	183.1	2:23.798		7	40.776	153.4	44.889	88.1	47.204	187.8	193.2	2:12.869	
4	<u>40.439</u>	161.9	40.929	104.9	<u>46.679</u>	187.2	196.4	<u>2:08.047</u>		8									

99 Santos-Araújo (POR)									Caterham Caterham										
lap	Sect-1	Speed	Sect-2	Speed	Sect-3	Speed	TopSpeed	laptime	pit	lap	Sect-1	Speed	Sect-2	Speed	Sect-3	Speed	Topspeed	laptime	pit
1	Out	115.5	42.982	112.9	45.353			2:10.667		5	38.673	163.1	38.669	110.0		204.9	213.9	2:18.668	
2	39.003	150.8	<u>38.432</u>	111.7	<u>44.417</u>	201.5	211.4	<u>2:01.852</u>		6	Out	150.0	39.420	<u>118.9</u>	45.821			9:59.578	P
3	39.199	160.2	38.959	106.5	44.994	203.0	203.4	2:03.152		7	38.900	157.4	39.590	111.6	45.620	196.7	209.3	2:04.110	
4	39.862	144.8	38.436	109.8	44.645	194.6	200.7	2:02.943		8									