

Algarve Classic Festival 2017

Autodromo Int. Algarve

IBERIAN HISTORIC ENDURANCE

26 - 29 October 2017

Laps and Sector Times - Race 1

Autodromo Internacional Algarve - 4652 mtr.

6	49.069	124.1	48.078	85.2	54.993	155.6	175.0	2:32.140	16	47.638	122.3	46.928	91.2	53.209	<u>176.8</u>	<u>194.9</u>	2:27.775
7	48.220	108.8	50.163	81.6	56.329	165.9	175.9	2:34.712	17	45.509	134.7	<u>46.474</u>	92.9	53.366	175.6	194.6	2:25.349
8	47.288	122.3	47.392	84.7	54.962	163.1	176.5	2:29.642	18	<u>45.467</u>	134.0	47.192	96.3	53.220	173.6	190.5	2:25.879
9	48.125	124.3	47.957	85.1	1:03.655	160.5	166.9	2:39.737	19	48.164	128.7	46.999	92.0	52.511	175.0	192.2	2:27.674
10	48.851	133.3	47.778	87.2		153.2	163.1	2:36.373	20								

44 Carvalhosa-daI Maso (PT)										Porsche 911-S SWB									
lap	Sect-1	Speed	Sect-2	Speed	Sect-3	Speed	TopSpeed	laptime	pit	lap	Sect-1	Speed	Sect-2	Speed	Sect-3	Speed	Topspeed	laptime	pit
1	52.962	103.9	49.675	80.2	55.363	147.9	161.7	2:38.000		11	<u>45.071</u>	128.7	47.616	91.0		177.9	<u>198.5</u>	2:30.383	
2	46.204	117.9	<u>45.810</u>	<u>97.6</u>	<u>52.644</u>	176.2	191.2	2:24.658		12	Out	103.4	50.635	81.6	58.506			5:07.325	P
3	45.600	125.6	45.849	95.6	52.699	177.6	188.2	<u>2:24.148</u>		13	49.594	103.4	49.572	86.5	57.044	164.1	177.6	2:36.210	
4	45.757	128.1	49.248	82.1	1:06.881	<u>178.2</u>	188.8	2:41.886		14	47.928	119.7	47.846	86.3	57.167	169.8	187.8	2:32.941	
5	50.937	113.2	49.305	78.5	55.842	143.2	149.4	2:36.084		15	48.339	114.8	50.356	84.6	57.237	169.8	181.5	2:35.932	
6	49.497	110.2	50.181	87.3	53.201	154.3	152.8	2:32.879		16	48.536	111.9	49.747	85.2	56.551	169.0	181.5	2:34.834	
7	47.733	96.9	51.037	97.1	53.724	176.5	175.0	2:32.494		17	50.470	107.9	48.851	84.6	58.062	168.5	184.0	2:37.383	
8	47.225	118.9	47.889	86.7	53.128	173.4	172.0	2:28.242		18	50.480	110.4	50.391	83.7	57.542	171.2	188.5	2:38.413	
9	48.235	80.4	55.431	82.1	1:06.642	174.8	175.0	2:50.308		19	48.738	122.4	49.082	86.7	55.879	173.1	181.2	2:33.699	
10	46.774	<u>129.3</u>	46.633	84.5	54.291	147.7	165.4	2:27.698		20									

46 Jos Stevens (NL)										Lotus Elan 26R									
lap	Sect-1	Speed	Sect-2	Speed	Sect-3	Speed	TopSpeed	laptime	pit	lap	Sect-1	Speed	Sect-2	Speed	Sect-3	Speed	Topspeed	laptime	pit
1	50.359	110.4	47.897	92.6	51.544	126.6	161.2	2:29.800		11	44.297	119.6	49.011	72.3	1:00.632	191.8	185.9	2:33.940	
2	44.815	122.7	45.779	88.1	50.713	188.5	198.2	2:21.307		12	51.609	88.5	52.810	76.7	1:00.436	156.3	166.4	2:44.855	
3	44.425	123.1	44.264	86.5	51.109	193.2	192.9	2:19.798		13	1:22.329	67.5	1:19.464	48.4	1:05.100	146.3	63.6	3:46.893	
4	43.783	114.2	45.838	87.9	55.665	192.5	196.4	2:25.286		14	44.580	<u>131.2</u>	48.353	94.2	<u>50.125</u>	191.2	186.5	2:23.058	
5	51.188	97.4	47.039	83.5	51.929	148.1	158.8	2:30.156		15	44.454	125.6	44.497	99.4	52.226	<u>196.7</u>	194.9	2:21.177	
6	52.707	93.1	46.620	83.9	55.796	187.8	173.9	2:35.123		16	45.184	123.9	44.905	91.0	51.859	188.5	195.3	2:21.948	
7	50.374	96.4	52.215	71.8		140.1	148.6	2:42.613		17	43.431	118.2	44.170	<u>100.4</u>	50.613	193.9	195.7	<u>2:18.214</u>	
8	Out	113.8	50.740	82.2	56.122		3:40.882	P		18	44.775	130.0	<u>43.752</u>	95.4	51.473	192.5	175.9	2:20.000	
9	49.937	100.1	50.854	86.9	54.623	149.0	158.8	2:35.414		19	43.729	129.3	44.273	94.2	52.246	188.8	198.2	2:20.248	
10	43.978	116.6	46.086	95.0	51.314	180.9	186.5	2:21.378		20	<u>43.295</u>	127.2	44.257	96.5	50.889	191.8	<u>198.5</u>	2:18.441	

47 Bob Stevens (NL)										Lotus Elan 26R									
lap	Sect-1	Speed	Sect-2	Speed	Sect-3	Speed	TopSpeed	laptime	pit	lap	Sect-1	Speed	Sect-2	Speed	Sect-3	Speed	Topspeed	laptime	pit
1	48.891	115.4	43.354	88.6	51.285	111.9	180.0	2:23.530		11	43.447	130.9	50.972	72.2	59.469	193.9	190.8	2:33.888	
2	43.925	130.3	42.270	85.2	48.757	193.2	195.3	2:14.952		12	51.848	90.9	52.779	72.7	1:00.550	169.0	166.4	2:45.177	
3	42.612	126.9	42.576	87.0	49.076	196.7	196.7	2:14.264		13	1:21.614	67.3	1:18.162	71.3	1:06.742	128.6	68.2	3:46.518	
4	42.450	141.9	43.526	87.8	50.903	<u>197.1</u>	194.2	2:16.879		14	<u>42.138</u>	133.7	42.185	79.9	<u>48.537</u>	194.9	194.9	<u>2:12.860</u>	
5	52.367	89.6	58.499	71.3	54.813	190.8	186.9	2:45.679		15	42.145	136.7	42.327	83.0	50.558	196.7	<u>200.4</u>	2:15.030	
6	52.491	94.9	45.445	84.6	55.473	151.5	110.3	2:33.409		16	42.873	126.6	<u>42.114</u>	87.7	52.106	196.0	193.2	2:17.093	
7	55.327	85.9	53.494	<u>89.2</u>	54.660	143.8	139.4	2:43.481		17	42.265	<u>143.2</u>	42.357	82.5	51.681	186.2	194.9	2:16.303	
8	53.745	97.6	51.075	74.9		138.5	145.0	2:44.761		18	42.536	126.6	43.451	79.1	51.271	196.0	194.9	2:17.258	
9	Out	104.5	50.728	74.6	55.016		3:46.959	P		19	44.165	105.0	45.115	86.3	50.625	191.2	191.8	2:19.905	
10	43.132	116.5	43.563	87.8	51.403	176.8	191.8	2:18.098		20	45.379	126.5	43.523	84.3	49.296	184.3	182.7	2:18.198	

57 Brizido-Cardoso										Porsche 911 ST									
lap	Sect-1	Speed	Sect-2	Speed	Sect-3	Speed	TopSpeed	laptime	pit	lap	Sect-1	Speed	Sect-2	Speed	Sect-3	Speed	Topspeed	laptime	pit
1	50.606	118.3	47.331	93.3	53.924	142.9	179.1	2:31.861		11	47.554	127.7	48.619	85.4	54.941	166.7	176.5	2:31.114	
2	<u>46.168</u>	128.0	46.110	90.2	<u>52.155</u>	175.0	<u>193.5</u>	<u>2:24.433</u>		12	51.688	95.8	50.435	82.8	55.972	167.7	165.6	2:38.095	
3	46.734	132.7	<u>45.731</u>	<u>98.2</u>	53.707	<u>177.9</u>	193.2	2:26.172		13	49.289	109.8	1:12.907	50.1	1:03.290	165.6	169.5	3:05.486	
4	46.289	133.5	48.144	91.1	55.364	176.2	190.8	2:29.797		14	47.689	134.7	46.342	91.4	54.903	165.6	181.5	2:28.934	
5	49.737	115.9	49.185	87.8	55.670	166.2	138.8	2:34.592		15	46.890	134.5	46.621	89.6	55.980	167.2	181.2	2:29.491	
6	50.454	122.0	47.808	87.2	54.967	162.4	157.0	2:33.229		16	47.126	131.4	46.512	89.9	54.224	165.1	189.8	2:27.862	
7	51.104	108.1	55.598	86.9	54.015	168.8	160.5	2:40.717		17	46.943	<u>136.7</u>	46.691	87.9	54.585	165.6	189.8	2:28.219	
8	47.493	128.3	47.343	92.0		173.4	170.9	2:31.885		18	46.310	134.0	47.090	91.5	54.064	167.4	181.5	2:27.464	
9	Out	121.3	46.871	84.3	54.079			4:16.564	P	19	48.258	125.0	47.170	87.0	55.726	168.8	179.4	2:31.154	
10	46.858	128.6	50.142	93.4	57.669	169.5	182.7	2:34.669		20									

Algarve Classic Festival 2017

Autodromo Int. Algarve

IBERIAN HISTORIC ENDURANCE

26 - 29 October 2017

Laps and Sector Times - Race 1

Autodromo Internacional Algarve - 4652 mtr.

58 Antonio Gutiérrez(ESP)									Porsche 911 ST											
lap	Sect-1	Speed	Sect-2	Speed	Sect-3	Speed	TopSpeed	laptime	pit	lap	Sect-1	Speed	Sect-2	Speed	Sect-3	Speed	Topspeed	laptime	pit	
1	49.339	<u>122.2</u>	<u>45.652</u>	<u>101.9</u>	<u>51.946</u>	124.1	179.7	<u>2:26.937</u>		2										

60 Bastos Rezende-Pais do Amaral(PT)									Porsche 911 3.0 RS										
lap	Sect-1	Speed	Sect-2	Speed	Sect-3	Speed	TopSpeed	laptime	pit	lap	Sect-1	Speed	Sect-2	Speed	Sect-3	Speed	Topspeed	laptime	pit
1	Out	133.0	43.687	94.8	50.799			2:18.243		11	42.195	152.5	44.107	94.0	50.543	184.9	208.5	2:16.845	
2	42.604	142.3	45.554	95.7	49.835	194.6	213.0	2:17.993		12	51.673	103.0	51.427	79.1	1:00.915	182.1	160.2	2:44.015	
3	43.863	128.7	44.253	95.1	50.181	194.9	<u>220.4</u>	2:18.297		13	1:22.097	69.5	1:19.480	48.9	1:04.700	120.1	59.8	3:46.277	
4	42.691	147.1	43.862	82.2	55.847	<u>196.0</u>	211.8	2:22.400		14	<u>41.373</u>	<u>156.7</u>	<u>41.521</u>	88.2	<u>49.016</u>	193.2	219.5	<u>2:11.910</u>	
5	50.473	111.3	48.948	81.8	52.474	154.5	144.2	2:31.895		15	42.454	143.6	41.915	94.2	51.103	194.6	<u>220.4</u>	2:15.472	
6	50.849	109.6	46.227	81.3	54.638	183.7	184.6	2:31.714		16	42.287	151.7	42.108	88.0	50.119	186.2	211.8	2:14.514	
7	52.806	122.2	49.203	59.3	57.754	130.4	144.6	2:39.763		17	41.953	147.1	41.932	86.0	49.382	190.5	216.4	2:13.267	
8	49.276	94.1	53.029	78.5		171.2	163.6	2:42.151		18	42.648	146.7	43.415	<u>101.0</u>	50.828	191.2	218.2	2:16.891	
9	Out	112.0	46.471	97.6	50.038			3:55.120 P		19	43.461	136.7	42.545	97.1	49.723	190.5	218.2	2:15.729	
10	43.427	134.7	44.024	95.7	50.720	188.5	213.9	2:18.171		20	42.030	147.5	43.868	90.8	49.931	192.2	218.2	2:15.829	

76 Haddon-Martin(UK)									AC Cobra										
lap	Sect-1	Speed	Sect-2	Speed	Sect-3	Speed	TopSpeed	laptime	pit	lap	Sect-1	Speed	Sect-2	Speed	Sect-3	Speed	Topspeed	laptime	pit
1		141.4	41.131	<u>105.1</u>	<u>48.063</u>		181.5	2:14.240		11	40.732	144.2	41.559	95.0		208.1	223.6	2:12.674	
2	41.081	139.0	<u>41.104</u>	98.3	48.963	<u>210.5</u>	<u>230.8</u>	2:11.148		12	Out	120.4	43.757	99.2	53.896			3:57.934 P	
3	41.137	126.3	41.613	92.7	49.635	206.9	220.9	2:12.385		13	1:27.366	65.7	1:19.120	60.0	1:03.439	107.0	64.2	3:49.925	
4	<u>40.437</u>	<u>149.4</u>	41.601	93.8	48.410	206.1	229.8	<u>2:10.448</u>		14	44.085	130.4	45.580	96.2	51.983	200.4	205.3	2:21.648	
5	52.825	95.0	54.752	77.1	1:00.607	208.5	147.3	2:48.184		15	42.864	134.0	43.717	95.9	51.156	205.7	206.5	2:17.737	
6	57.522	99.6	53.058	74.8	1:00.298	133.7	119.9	2:50.878		16	41.860	135.2	44.127	93.8	49.713	204.9	218.2	2:15.700	
7	52.884	107.5	51.941	83.7	58.969	155.6	145.9	2:43.794		17	42.238	131.1	42.755	94.0	49.240	205.7	217.3	2:14.233	
8	53.203	111.1	50.710	75.3	1:00.220	152.8	147.9	2:44.133		18	42.623	130.0	43.344	92.2	50.127	208.1	201.5	2:16.094	
9	1:09.620	89.3	53.161	77.9	1:04.775	80.4	78.7	3:07.556		19	43.610	134.3	43.163	96.3	50.095	202.2	197.4	2:16.868	
10	40.960	141.9	42.139	98.5	48.250	201.9	217.7	2:11.349		20	42.084	138.3	42.973	96.9	50.196	205.3	202.2	2:15.253	

81 Silva-Gomes(PT)									Ford Escort RS 1600										
lap	Sect-1	Speed	Sect-2	Speed	Sect-3	Speed	TopSpeed	laptime	pit	lap	Sect-1	Speed	Sect-2	Speed	Sect-3	Speed	Topspeed	laptime	pit
1		116.1	44.250	92.0	50.016		161.0	2:24.118		11	46.900	113.7	44.220	89.4	56.822	198.9	200.7	2:27.942	
2	46.204	107.1	42.813	82.3		199.6	200.0	2:22.578		12	1:24.868	62.2	1:19.390	52.8	1:02.570	118.3	69.1	3:46.828	
3	Out	115.1	42.481	99.6	50.279			3:37.382 P		13	42.543	132.2	43.303	101.3	50.925	200.0	220.0	2:16.771	
4	51.391	99.6	53.004	79.9	59.871	180.0	146.7	2:44.266		14	42.141	142.3	42.920	99.5	50.950	200.7	215.1	2:16.011	
5	55.985	95.5	54.589	83.1	59.698	138.6	152.3	2:50.272		15	41.486	134.0	41.920	100.6	49.001	195.3	209.7	<u>2:12.407</u>	
6	54.633	94.2	53.030	79.8	1:02.038	138.3	151.0	2:49.701		16	42.276	135.7	42.333	100.1	49.613	198.9	<u>222.2</u>	2:14.222	
7	57.574	88.7	55.544	70.3	1:08.440	127.4	137.9	3:01.558		17	42.844	132.7	41.847	97.9	<u>48.963</u>	199.3	213.9	2:13.654	
8	1:00.233	100.5	54.110	90.8		72.0	125.7	2:53.117		18	41.535	127.4	42.551	98.1	49.100	200.7	218.6	2:13.186	
9	Out	<u>146.7</u>	44.909	<u>101.7</u>	49.288			4:05.266 P		19	42.040	144.0	<u>41.824</u>	92.5	49.072	200.7	221.3	2:12.936	
10	<u>41.115</u>	142.7	42.203	92.9	49.408	196.7	210.5	2:12.726		20									

82 Fernandes-Jorge Fernandes(PT)									Opel GT										
lap	Sect-1	Speed	Sect-2	Speed	Sect-3	Speed	TopSpeed	laptime	pit	lap	Sect-1	Speed	Sect-2	Speed	Sect-3	Speed	Topspeed	laptime	pit
1	51.793	<u>113.6</u>	46.857	86.8	52.679	141.9	149.4	2:31.329		5	49.318	92.5	48.566	85.0	52.840	173.9	146.3	2:30.724	
2	46.395	111.2	45.746	77.4	51.433	189.8	<u>177.3</u>	2:23.574		6	51.380	96.0	45.338	<u>87.2</u>	54.049	170.6	163.6	2:30.767	
3	45.426	105.3	45.218	86.1	<u>50.784</u>	<u>196.0</u>	171.7	<u>2:21.428</u>		7	53.442	104.9	49.180	67.8	58.348	122.2	130.4	2:40.970	
4	<u>45.167</u>	110.1	<u>45.090</u>	79.5	55.507	194.2	163.1	2:25.764		8	50.487	100.4	51.244	74.9		144.2	145.7	2:42.020	

89 Frits Campagne(NL)									Ford Falcon										
lap	Sect-1	Speed	Sect-2	Speed	Sect-3	Speed	TopSpeed	laptime	pit	lap	Sect-1	Speed	Sect-2	Speed	Sect-3	Speed	Topspeed	laptime	pit
1	51.222	116.0	45.583	<u>100.4</u>	52.391	121.6	161.4	2:29.196		11	45.017	119.3	45.692	84.8		194.6	211.8	2:31.884	
2	45.176	128.3	44.693	90.9	51.525	189.5	205.3	2:21.394		12	Out	128.3	46.221	82.1	50.956			3:52.609 P	
3	44.946	130.4	44.132	89.7	51.092	188.8	204.2	2:20.170		13	1:02.431	59.0	1:19.951	52.7	1:01.693	194.2	181.5	3:24.075	
4	43.621	124.0	45.688	85.1	56.002	198.5	<u>212.2</u>	2:25.311		14	43.585	<u>134.3</u>	44.510	85.7	52.118	196.0	<u>212.2</u>	2:20.213	
5	50.817	109.9	46.714	89.6	51.506	147.1	156.1	2:29.037		15	<u>43.559</u>	124.4	45.207	96.3	53.476	198.5	<u>212.2</u>	2:22.242	
6	53.350	109.0	46.080	87.7	55.665	196.0	157.2	2:35.095		16	46.100	120.3	44.100	85.4	50.677	193.2	201.1	2:20.877	
7	49.637	94.7	53.743	71.4	55.601	122.4	173.4	2:38.981		17	44.274	132.8	44.017	84.4	<u>50.464</u>	198.2	204.5	<u>2:18.755</u>	

Algarve Classic Festival 2017

Autodromo Int. Algarve

IBERIAN HISTORIC ENDURANCE

26 - 29 October 2017

Laps and Sector Times - Race 1

Autodromo Internacional Algarve - 4652 mtr.

8	52.476	87.6	51.555	77.3	57.374	184.3	149.4	2: 41.405	18	43.902	117.3	45.290	79.9	51.057	198.5	200.4	2: 20.249
9	1: 05.956	78.8	53.814	74.0	1: 07.013	139.9	89.6	3: 06.783	19	43.854	130.4	44.936	85.7	51.923	196.7	201.9	2: 20.713
10	44.531	134.2	<u>43.939</u>	86.9	51.414	185.6	198.9	2: 19.884	20	43.708	128.0	44.458	88.1	51.518	<u>199.6</u>	201.1	2: 19.684

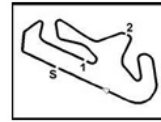
97 Wilson-Pittard(UK)									Lotus Elan										
lap	Sect-1	Speed	Sect-2	Speed	Sect-3	Speed	TopSpeed	laptime	pit	lap	Sect-1	Speed	Sect-2	Speed	Sect-3	Speed	Topspeed	laptime	pit
1		129.3	44.702	91.0	50.729		175.6	2: 24.501		11	43.027	143.8	49.966	80.5	1: 01.216	197.8	176.5	2: 34.209	
2	44.266	126.9	44.080	83.3	50.046	198.9	201.9	2: 18.392		12	51.957	96.7	52.599	78.5	1: 00.700	160.5	156.7	2: 45.256	
3	42.333	126.3	44.235	95.2	50.853	196.0	213.0	2: 17.421		13	1: 22.008	65.9	1: 19.688	45.4	1: 04.093	133.2	63.3	3: 45.789	
4	42.510	141.2	43.770	87.4	58.872	194.6	209.3	2: 25.152		14	41.413	141.7	41.489	93.8	<u>47.398</u>	197.4	201.9	2: 10.300	
5	45.685	121.2	50.424	74.1	55.094	161.4	170.1	2: 31.203		15	40.774	<u>151.7</u>	41.668	93.8	48.901	198.5	214.3	2: 11.343	
6	53.003	114.5	44.890	92.1	55.524	153.4	106.7	2: 33.417		16	<u>40.645</u>	142.3	<u>41.128</u>	<u>97.6</u>	47.617	198.2	211.8	<u>2: 09.390</u>	
7	54.973	81.6	53.768	96.1	54.367	145.2	131.2	2: 43.108		17	40.788	140.4	41.251	96.9	47.809	<u>200.0</u>	213.9	2: 09.848	
8	54.073	102.2	50.923	75.4		155.4	140.8	2: 44.895		18	41.105	142.1	42.546	95.8	48.123	198.2	210.1	2: 11.774	
9	Out	132.0	42.188	93.4	47.656			3: 48.691	P	19	41.172	135.7	41.802	96.5	48.372	198.2	209.7	2: 11.346	
10	41.065	125.0	43.553	92.3	51.600	198.9	<u>216.0</u>	2: 16.218		20	41.284	136.2	42.013	93.8	48.158	198.5	212.6	2: 11.455	

100 Pires-Raposo Magalhães (PT)									Shelby Mustang										
lap	Sect-1	Speed	Sect-2	Speed	Sect-3	Speed	TopSpeed	laptime	pit	lap	Sect-1	Speed	Sect-2	Speed	Sect-3	Speed	Topspeed	laptime	pit
1	51.110	128.9	44.984	96.8	51.699	100.8	165.6	2: 27.793		11	48.104	108.2	49.438	76.8	55.561	168.0	166.7	2: 33.103	
2	45.564	111.7	45.696	94.5	51.387	200.4	200.7	2: 22.647		12	51.846	98.7	50.003	87.2	54.775	159.3	152.1	2: 36.624	
3	43.281	<u>140.8</u>	43.909	104.7	50.863	198.5	<u>212.6</u>	2: 18.053		13	50.487	98.5	1: 13.563	53.8	1: 02.160	164.9	152.5	3: 06.210	
4	43.588	133.3	44.754	<u>105.9</u>	53.395	200.7	204.9	2: 21.737		14	43.182	123.7	44.202	93.9	51.473	190.1	196.7	2: 18.857	
5	51.057	109.3	47.362	92.6	52.628	146.1	146.1	2: 31.047		15	43.736	122.9	44.188	92.7	51.483	184.9	193.2	2: 19.407	
6	54.301	119.6	46.669	96.4	53.513	182.4	112.6	2: 34.483		16	42.909	132.7	43.824	96.3	50.661	201.9	201.9	2: 17.394	
7	53.225	92.5	54.143	85.0	55.220	198.2	131.7	2: 42.588		17	43.923	128.1	43.061	97.0	50.857	201.5	169.5	2: 17.841	
8	53.603	95.7	50.321	89.1	58.384	195.7	135.5	2: 42.308		18	42.954	133.2	<u>42.827</u>	96.7	50.326	<u>203.8</u>	193.9	2: 16.107	
9	1: 07.232	78.1	53.918	76.9		123.4	82.2	3: 14.121		19	<u>42.278</u>	133.5	42.919	98.1	50.569	202.6	208.5	<u>2: 15.766</u>	
10	Out	120.1	48.392	84.0	53.784			3: 51.062	P	20	42.485	138.8	43.591	95.4	<u>50.012</u>	196.7	205.3	2: 16.088	

101 Bart Uiterwaal(NL)									Ford Mustang MK1										
lap	Sect-1	Speed	Sect-2	Speed	Sect-3	Speed	TopSpeed	laptime	pit	lap	Sect-1	Speed	Sect-2	Speed	Sect-3	Speed	Topspeed	laptime	pit
1	53.970	101.4	50.267	87.1	58.229	136.0	140.4	2: 42.466		10	51.724	105.6	52.878	85.9		155.4	152.8	2: 48.303	
2	51.417	<u>109.3</u>	<u>49.693</u>	83.9	58.179	161.9	153.4	2: 39.289		11	Out	101.7	50.883	88.3	58.516			4: 22.383	P
3	52.157	103.2	50.960	85.3	58.098	157.9	148.8	2: 41.215		12	51.622	100.1	1: 04.366	57.8	1: 03.593	158.8	159.1	2: 59.581	
4	54.493	95.2	53.537	77.7	1: 01.469	162.7	142.9	2: 49.499		13	51.432	98.3	52.415	82.4	58.170	<u>166.7</u>	156.7	2: 42.017	
5	58.189	94.6	52.658	80.1	58.857	137.2	118.9	2: 49.704		14	51.783	92.3	53.122	88.0	58.298	161.9	161.2	2: 43.203	
6	57.427	94.6	52.881	80.7	1: 03.175	149.4	127.8	2: 53.483		15	<u>50.843</u>	102.3	50.156	86.1	<u>57.341</u>	160.5	161.4	<u>2: 38.340</u>	
7	56.606	91.4	56.378	74.5	1: 08.290	137.9	127.8	3: 01.274		16	51.858	98.5	50.583	<u>90.2</u>	58.492	163.9	156.5	2: 40.933	
8	59.504	98.5	51.288	83.1	58.171	71.2	132.8	2: 48.963		17	52.872	95.8	53.703	84.0	59.644	163.6	<u>162.9</u>	2: 46.219	
9	53.340	105.0	51.344	88.1	59.787	161.4	151.9	2: 44.471		18	51.956	105.8	52.603	76.6	1: 02.331	162.2	<u>162.9</u>	2: 46.890	

103 Luis Sousa Ribeiro (PT)									Ford Cortina Lotus										
lap	Sect-1	Speed	Sect-2	Speed	Sect-3	Speed	TopSpeed	laptime	pit	lap	Sect-1	Speed	Sect-2	Speed	Sect-3	Speed	Topspeed	laptime	pit
1	52.407	119.3	48.080	93.3	53.354	138.5	161.4	2: 33.841		4	<u>45.484</u>	<u>135.7</u>	46.845	87.9	54.113	174.2	<u>194.9</u>	2: 26.442	
2	46.191	121.6	<u>46.654</u>	97.8	53.336	<u>178.5</u>	188.5	<u>2: 26.181</u>		5	49.520	113.2	49.304	91.5	55.554	175.9	139.4	2: 34.378	
3	46.741	126.2	47.263	<u>98.7</u>	<u>53.241</u>	177.9	194.2	2: 27.245		6									

105 Filipe Nogueira(PT)									Ford Escort RS 2000										
lap	Sect-1	Speed	Sect-2	Speed	Sect-3	Speed	TopSpeed	laptime	pit	lap	Sect-1	Speed	Sect-2	Speed	Sect-3	Speed	Topspeed	laptime	pit
1	51.714	123.9	50.014	<u>94.3</u>	54.458	131.1	160.5	2: 36.186		9	52.123	103.3	52.337	80.2	58.636	168.2	138.1	2: 43.096	
2	53.594	121.3	52.864	87.2		157.7	153.8	2: 45.345		10	52.137	105.0	53.286	70.1	58.727	147.1	145.6	2: 44.150	
3	Out	108.9	55.374	78.4	1: 03.291		5: 34.530	P		11	46.555	125.6	<u>45.494</u>	91.4	<u>53.756</u>	<u>171.4</u>	192.5	<u>2: 25.805</u>	
4	56.260	108.4	52.884	91.0	1: 00.534	131.9	120.5	2: 49.678		12	<u>46.033</u>	<u>137.4</u>	46.219	86.1	53.960	171.2	<u>194.2</u>	2: 26.212	
5	56.230	115.1	52.895	86.6		141.0	128.7	2: 54.847		13	46.509	134.3	47.112	89.1	54.462	165.6	183.7	2: 28.083	
6	Out	122.0	50.828	81.0	56.403			4: 20.433	P	14	46.877	126.6	47.191	92.1	56.065	170.1	180.3	2: 30.133	
7	49.461	119.9	50.688	85.5		154.9	159.5	2: 38.987		15	49.739	118.6	50.842	73.3	56.169	157.4	162.2	2: 36.750	
8	Out	116.8	50.836	86.0	59.198			6: 24.386	P	16	50.064	126.0	46.239	93.8	56.166	152.5	159.1	2: 32.469	



Algarve Classic Festival 2017

Autodromo Int. Algarve

IBERIAN HISTORIC ENDURANCE

26 - 29 October 2017

Laps and Sector Times - Race 1

Autodromo Internacional Algarve - 4652 mtr.

106 Javier Ortega (ESP)									Jaguar E-Type 3.8										
lap	Sect-1	Speed	Sect-2	Speed	Sect-3	Speed	TopSpeed	laptime	pit	lap	Sect-1	Speed	Sect-2	Speed	Sect-3	Speed	Topspeed	laptime	pit
1	50.625	127.2	46.457	100.4	53.207	148.6	181.2	2:30.289		11	Out	130.8	47.651	98.2	54.941			4:08.043	P
2	45.431	127.8	45.464	98.6	<u>51.864</u>	183.1	183.7	2:22.759		12	50.288	96.3	50.971	90.3	58.312	174.5	154.3	2:39.571	
3	46.175	123.0	46.948	94.5	53.754	<u>184.3</u>	174.2	2:26.877		13	51.638	97.9	1:04.716	59.0	1:03.589	159.1	161.4	2:59.943	
4	46.826	135.3	46.947	85.6	53.576	175.3	174.2	2:27.349		14	46.072	145.0	46.568	88.7	52.561	179.1	176.5	2:25.201	
5	46.667	134.8	46.573	94.1	53.460	179.7	170.3	2:26.700		15	45.786	<u>145.6</u>	45.817	94.9	53.351	182.1	182.1	2:24.954	
6	49.895	92.5	47.516	94.3	53.698	175.0	174.8	2:31.109		16	46.091	132.4	45.629	104.2	53.520	176.5	188.2	2:25.240	
7	52.038	116.5	48.909	71.0	58.203	178.2	128.0	2:39.150		17	45.427	142.1	<u>44.980</u>	<u>105.7</u>	53.098	180.9	<u>195.7</u>	2:23.505	
8	50.495	96.1	51.239	74.0	57.743	142.3	156.7	2:39.477		18	<u>44.659</u>	130.8	45.407	96.5	52.605	182.1	194.2	<u>2:22.671</u>	
9	1:01.434	85.9	55.512	88.4	1:08.166	149.8	100.1	3:05.112		19	45.382	139.5	45.511	92.6	53.199	180.6	182.7	2:24.092	
10	46.438	140.3	46.814	99.1		151.9	182.7	2:29.473		20	45.326	141.0	46.147	89.0	53.140	181.5	190.8	2:24.613	

109 Perivier-Lambert (FR)									Porsche										
lap	Sect-1	Speed	Sect-2	Speed	Sect-3	Speed	TopSpeed	laptime	pit	lap	Sect-1	Speed	Sect-2	Speed	Sect-3	Speed	Topspeed	laptime	pit
1	Out	102.8	54.802	77.6	1:01.057			2:47.568		10	52.050	110.8	53.980	80.5	<u>58.487</u>	151.7	148.8	2:44.517	
2	52.356	107.6	53.048	78.3	1:00.641	151.3	157.9	2:46.045		11	53.268	102.7	52.846	<u>82.2</u>	<u>155.8</u>		143.4	2:50.535	
3	52.229	112.4	<u>52.163</u>	80.0	1:00.652	154.5	141.9	2:45.044		12	Out	94.8	1:04.483	74.1	1:09.853			5:14.708	P
4	54.921	97.7	54.960	73.9	1:00.569	155.6	139.2	2:50.450		13	58.918	91.7	59.251	72.9	1:08.679	131.4	116.5	3:06.848	
5	57.379	100.1	53.209	75.4	1:00.380	133.7	117.6	2:50.968		14	1:06.055	90.7	56.593	75.6	1:08.468	132.0	121.5	3:11.116	
6	52.519	107.7	52.223	82.0	58.930	150.4	156.1	<u>2:43.672</u>		15	57.088	100.1	56.470	76.4	1:08.064	138.1	132.2	3:01.622	
7	51.736	<u>113.0</u>	52.233	74.9	1:00.182	151.0	<u>162.4</u>	2:44.151		16	59.921	93.4	1:05.727	75.2	1:11.427	132.4	131.7	3:17.075	
8	1:09.404	89.0	53.314	77.4	1:07.554	77.8	77.2	3:10.272		17	1:02.046	99.3	57.951	81.8	1:07.959	123.0	117.1	3:07.956	
9	<u>51.297</u>	110.2	53.094	75.8	1:00.091	152.8	161.7	2:44.482		18									

110 Michiel Campagne (NL)									Chevrolet Corvette Grand Sport										
lap	Sect-1	Speed	Sect-2	Speed	Sect-3	Speed	TopSpeed	laptime	pit	lap	Sect-1	Speed	Sect-2	Speed	Sect-3	Speed	Topspeed	laptime	pit
1		128.7	40.959	103.1	48.088		190.8	2:12.932		11	46.667	134.5	47.846	85.1	54.640	170.1	161.0	2:29.153	
2	<u>40.125</u>	130.6	<u>40.150</u>	<u>111.2</u>	48.348	214.7	221.3	<u>2:08.623</u>		12	52.555	92.9	50.406	78.8	53.660	171.7	143.2	2:36.621	
3	40.783	132.4	40.402	108.4	<u>47.827</u>	210.1	224.5	2:09.012		13	51.286	102.6	1:13.054	49.9	1:01.636	167.2	136.0	3:05.976	
4	40.490	137.9	41.176	105.9	48.200	215.6	223.1	2:09.866		14	42.022	134.8	41.770	102.2	48.786	198.9	195.3	2:12.578	
5	51.497	91.5	56.692	67.8	1:03.712	201.1	153.0	2:51.901		15	41.661	<u>142.5</u>	41.041	106.9	49.174	219.1	220.4	2:11.876	
6	55.733	99.7	49.961	89.0	51.868	134.3	111.8	2:37.562		16	40.636	136.5	41.441	97.5	48.102	218.2	226.4	2:10.179	
7	49.388	94.8	51.818	86.1	58.657	176.2	152.8	2:39.863		17	40.351	132.2	41.310	107.2	48.283	219.5	<u>229.8</u>	2:09.944	
8	1:00.280	85.2	53.591	74.1	1:07.399	115.9	123.7	3:01.270		18	41.834	136.9	41.549	101.1	48.080	219.5	220.9	2:11.463	
9	1:09.229	91.2	53.573	76.6		67.2	78.3	3:11.915		19	42.777	124.4	42.788	106.9	49.152	<u>220.0</u>	208.5	2:14.717	
10	Out	128.3	50.242	76.4	57.628			4:07.707	P	20	42.106	134.3	43.653	99.7	49.393	215.1	194.2	2:15.152	

116 Tourneur Vicent (FR)									Porsche 356										
lap	Sect-1	Speed	Sect-2	Speed	Sect-3	Speed	TopSpeed	laptime	pit	lap	Sect-1	Speed	Sect-2	Speed	Sect-3	Speed	Topspeed	laptime	pit
1	Out	108.8	54.106	77.5	1:00.815			2:47.436		10	Out	100.2	52.709	76.9	59.863			4:16.126	P
2	52.765	110.4	52.758	75.6	59.720	142.5	157.4	2:45.243		11	51.319	109.6	52.176	78.9	59.899	147.9	167.7	2:43.394	
3	53.168	111.3	53.843	75.6	1:00.949	145.7	155.8	2:47.960		12	50.912	<u>122.3</u>	52.836	80.1	1:02.919	148.4	168.2	2:46.667	
4	53.639	98.5	55.084	71.6	1:01.308	146.9	151.9	2:50.031		13	50.824	108.0	<u>51.074</u>	83.6	<u>58.767</u>	147.9	167.2	<u>2:40.665</u>	
5	57.068	101.8	53.656	74.0	1:00.274	137.4	117.3	2:50.998		14	<u>50.742</u>	109.4	52.285	69.9	1:00.240	<u>151.9</u>	<u>172.5</u>	2:43.267	
6	51.866	116.8	52.137	77.9	59.598	146.1	161.7	2:43.601		15	51.282	108.4	53.229	75.5	1:00.184	<u>151.9</u>	169.5	2:44.695	
7	51.651	115.5	52.030	73.5	1:00.478	148.1	163.4	2:44.159		16	51.790	114.8	53.699	74.6	1:02.117	147.1	166.7	2:47.606	
8	1:09.223	90.7	53.812	75.2	1:07.211	81.1	74.8	3:10.246		17	54.265	108.2	53.996	<u>85.3</u>	1:02.258	146.1	157.0	2:50.519	
9	50.764	112.9	53.312	80.2		144.6	164.1	2:49.027		18	53.080	103.5	53.154	82.4	1:02.448	146.5	151.7	2:48.682	

117 DaI Maso-Carvalho (PT)									Jaguar MK2										
lap	Sect-1	Speed	Sect-2	Speed	Sect-3	Speed	TopSpeed	laptime	pit	lap	Sect-1	Speed	Sect-2	Speed	Sect-3	Speed	Topspeed	laptime	pit
1	53.934	112.1	53.323	86.1	59.682	135.2	155.2	2:46.939		9	51.969	<u>116.1</u>	52.283	86.7		162.7	157.4	2:49.964	
2	51.313	112.4	<u>51.702</u>	80.1	59.380	163.6	165.6	<u>2:42.395</u>		10	Out	66.5	1:03.818	73.7	1:07.485			5:48.849	P
3	<u>50.641</u>	115.1	52.477	84.7	59.735	163.6	<u>172.0</u>	2:42.853		11	1:20.490	88.2	1:00.640	70.0	1:06.133	117.3	66.6	3:27.263	
4	51.428	103.8	53.325	85.6	59.231	<u>164.1</u>	<u>172.0</u>	2:43.984		12	56.713	94.3	1:02.710	67.8	1:07.706	149.2	143.0	3:07.129	
5	56.226	98.1	54.321	<u>89.9</u>	59.590	162.4	129.2	2:50.137		13	56.784	102.0	1:00.607	70.9	1:06.016	149.8	151.7	3:03.407	
6	54.847	95.4	53.668	86.1	1:02.316	163.1	148.1	2:50.831		14	55.387	97.6	57.973	68.0	1:07.801	150.8	156.3	3:01.161	
7	56.949	83.6	55.875	71.0	1:08.497	134.3	132.5	3:01.321		15	57.468	101.8	1:00.045	67.8	1:08.515	145.2	149.2	3:06.028	

Algarve Classic Festival 2017

Autodromo Int. Algarve

IBERIAN HISTORIC ENDURANCE

26 - 29 October 2017

Laps and Sector Times - Race 1

Autodromo Internacional Algarve - 4652 mtr.

8	59.799	105.0	54.411	89.2	<u>59.191</u>	67.6	129.3	2:53.401	16	55.408	98.2	57.859	69.4	1:05.776	148.1	150.4	2:59.043
---	--------	-------	--------	------	---------------	------	-------	----------	----	--------	------	--------	------	----------	-------	-------	----------

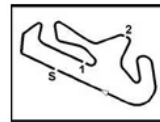
120 Voyazides-Hadfield (UK)									Ford GT40								
lap	Sect-1	Speed	Sect-2	Speed	Sect-3	Speed	TopSpeed	laptime pit	lap	Sect-1	Speed	Sect-2	Speed	Sect-3	Speed	Topspeed	laptime pit
1		137.6	42.363	92.1	47.111		179.7	2:14.740	10	Out	<u>146.9</u>	47.303	92.6	48.291			3:48.424 P
2	40.094	138.3	40.591	93.4	48.942	<u>222.7</u>	225.0	2:09.627	11	39.672	145.0	42.262	88.2	49.104	217.7	211.4	2:11.038
3	40.069	141.0	40.559	91.7	46.766	213.4	216.0	2:07.394	12	47.120	114.9	44.112	88.5	57.196	200.4	201.9	2:28.428
4	40.282	141.4	41.067	92.4	47.453	212.6	212.6	2:08.802	13	1:25.004	56.3	1:19.154	58.1	1:02.099	113.3	65.1	3:46.257
5	50.452	88.8	56.431	73.0	1:04.117	220.9	213.0	2:51.000	14	41.589	141.5	39.994	91.8	46.841	198.2	237.4	2:08.424
6	55.029	110.2	50.048	93.9	52.945	128.7	127.5	2:38.022	15	<u>39.005</u>	141.4	39.990	94.8	48.498	221.3	<u>238.9</u>	2:07.493
7	47.622	107.4	51.715	90.8	1:00.515	171.4	177.6	2:39.852	16	39.162	145.7	40.138	95.3	<u>46.665</u>	217.7	231.3	<u>2:05.965</u>
8	59.357	99.5	53.518	74.4	1:08.297	112.6	130.1	3:01.172	17	39.779	141.7	39.772	<u>97.2</u>	47.809	201.5	227.8	2:07.360
9	1:08.240	97.2	53.486	78.2		72.9	81.4	3:11.244	18								

123 Marcel van Laarhoven (NL)									Ford Mustang Shelby 350 GT								
lap	Sect-1	Speed	Sect-2	Speed	Sect-3	Speed	TopSpeed	laptime pit	lap	Sect-1	Speed	Sect-2	Speed	Sect-3	Speed	Topspeed	laptime pit
1		117.4				146.5		2:30.051	11	54.190	98.5				177.6		2:46.250
2	46.147	114.6				191.5		2:25.347	12	52.362	105.5				145.4		2:43.491
3	46.992	110.4				191.8		2:26.924	13	52.065	107.5				148.1		2:42.613
4	46.502	120.1				191.2		2:30.175	14	45.332	126.3				188.5		2:24.129
5	49.320	116.0				165.1		2:34.739	15	45.427	125.0				198.9		3:23.737
6	49.575	128.9				167.4		2:33.035	16	<u>44.229</u>	126.0				<u>203.0</u>		2:22.583
7	51.240	106.6				166.7		2:40.450	17	44.560	129.7				201.1		2:22.273
8	47.251	124.0				173.6		2:27.850	18	44.777	129.7				193.5		2:22.244
9	58.890	85.1				176.2		3:05.303	19	44.677	<u>131.2</u>				198.9		2:22.404
10	Out	127.8	In		In			4:03.825 P	20	44.687	<u>131.2</u>				200.4		<u>2:22.225</u>

125 Daniel Gibson (GB)									Cobra Daytona								
lap	Sect-1	Speed	Sect-2	Speed	Sect-3	Speed	TopSpeed	laptime pit	lap	Sect-1	Speed	Sect-2	Speed	Sect-3	Speed	Topspeed	laptime pit
1		128.6	43.516	89.9	48.272		173.9	2:18.402	11	42.659	132.2	41.709	88.4	48.041	186.9	202.2	2:12.409
2	41.091	137.2	41.239	<u>101.8</u>	56.534	206.1	214.3	2:18.864	12	42.299	110.0	44.485	81.8	56.831	213.0	224.5	2:23.615
3	41.233	127.1	41.608	101.7	48.530	200.7	213.0	2:11.371	13	1:24.751	59.1	1:20.019	54.2	1:01.268	112.0	60.8	3:46.038
4	40.715	144.0	43.171	94.4	49.946	205.7	206.5	2:13.832	14	42.517	135.5	43.458	100.2	49.305	207.7	194.6	2:15.280
5	57.400	89.3	58.660	82.1	55.708	165.9	169.5	2:51.768	15	<u>39.933</u>	142.7	<u>40.694</u>	97.6	49.771	213.9	231.3	2:10.398
6	51.480	96.4	44.826	86.8	57.497	139.5	117.0	2:33.803	16	40.659	143.8	41.300	88.6	48.669	210.1	225.0	2:10.628
7	54.734	92.7	52.727	93.6	56.011	144.4	138.8	2:43.472	17	40.082	<u>145.9</u>	40.856	90.9	<u>47.951</u>	213.4	<u>235.3</u>	<u>2:08.889</u>
8	53.166	97.4	50.936	76.9	59.767	149.4	148.8	2:43.869	18	40.047	145.4	41.736	91.4	48.433	215.6	225.0	2:10.216
9	1:10.128	79.2	53.387	71.7		81.9	78.9	3:10.709	19	40.288	<u>145.9</u>	41.133	89.2	48.559	<u>216.0</u>	234.8	2:09.980
10	Out	141.9	45.094	85.9	50.612			3:48.303 P	20	40.692	141.2	42.126	88.9	49.333	212.2	227.8	2:12.151

131 Bonny-Renavand (FR)									BMW 2002 Ti								
lap	Sect-1	Speed	Sect-2	Speed	Sect-3	Speed	TopSpeed	laptime pit	lap	Sect-1	Speed	Sect-2	Speed	Sect-3	Speed	Topspeed	laptime pit
1	54.831	108.5				125.6		2:41.322	11	47.336	116.0				163.9		2:36.875
2	49.664	106.0				170.1		2:34.109	12	Out	113.9			In			4:11.551 P
3	47.251	116.5				168.5		2:32.205	13	50.878	111.0				140.1		2:56.835
4	48.213	104.4				164.4		2:33.210	14	48.571	125.6				140.8		2:25.694
5	47.786	107.0				168.2		2:32.113	15	45.620	126.2				<u>185.2</u>		2:23.542
6	48.275	106.1				168.2		2:35.238	16	45.068	128.4				182.4		2:23.704
7	48.532	106.3				169.3		2:34.535	17	45.111	128.3				180.0		2:23.116
8	47.353	113.2				168.8		2:29.520	18	<u>44.816</u>	133.0				180.6		<u>2:20.746</u>
9	46.945	117.9				172.2		2:40.576	19	45.012	<u>133.2</u>				180.9		2:22.026
10	47.994	116.8				154.3		2:32.529	20	45.046	123.6				179.7		2:22.049

137 Freitas-Ribeiro (PT)									Ferrari 308 GT4								
lap	Sect-1	Speed	Sect-2	Speed	Sect-3	Speed	TopSpeed	laptime pit	lap	Sect-1	Speed	Sect-2	Speed	Sect-3	Speed	Topspeed	laptime pit
1	50.601	119.1	47.106	85.9	52.135	129.3	164.1	2:29.842	8	49.408	96.0	52.638	81.6	57.941	169.5	165.6	2:39.987
2	<u>44.442</u>	127.2	45.565	87.1	<u>51.244</u>	<u>184.3</u>	<u>189.5</u>	<u>2:21.251</u>	9	1:03.366	79.5	55.372	86.6		129.0	103.3	3:09.580
3	45.422	123.6	45.805	85.9	51.436	183.1	180.3	2:22.663	10	Out	122.7	52.984	83.1	1:02.957			4:42.471 P
4	45.020	<u>134.7</u>	45.594	81.6	55.615	177.6	166.9	2:26.229	11	1:07.325	70.2	1:00.963	89.6	59.096	122.4	136.0	3:07.384



Algarve Classic Festival 2017
Autodromo Int. Algarve

IBERIAN HISTORIC ENDURANCE
Laps and Sector Times - Race 1

26 - 29 October 2017
Autodromo Internacional Algarve - 4652 mtr.

170 Paulo Sousa (PT)									Saab Sonett III											
lap	Sect-1	Speed	Sect-2	Speed	Sect-3	Speed	TopSpeed	laptime	pit	lap	Sect-1	Speed	Sect-2	Speed	Sect-3	Speed	Topspeed	laptime	pit	
1								2:34.675		2										

179 Rui Ribeiro (PT)									Ford Escort RS 2000										
lap	Sect-1	Speed	Sect-2	Speed	Sect-3	Speed	TopSpeed	laptime	pit	lap	Sect-1	Speed	Sect-2	Speed	Sect-3	Speed	Topspeed	laptime	pit
1	50.499	128.3	44.441	<u>105.8</u>	52.326	110.1	183.1	2:27.266		11	44.152	136.7	44.772	97.6	52.843	180.3	188.2	2:21.767	
2	44.099	128.9	43.164	99.4	50.251	193.5	203.0	2:17.514		12	44.051	125.4	47.905	75.9	1:01.743	186.2	196.7	2:33.699	
3	43.966	140.4	44.886	90.2	51.109	<u>195.3</u>	203.0	2:19.961		13	1:22.665	69.8	1:19.219	56.4	1:04.149	119.3	68.8	3:46.033	
4	42.716	<u>142.3</u>	43.663	91.0	56.454	190.8	201.5	2:22.833		14	43.500	132.2	45.918	89.3	52.015	191.5	206.5	2:21.433	
5	50.664	121.3	46.913	90.9	52.879	137.8	146.7	2:30.456		15	42.720	139.4	44.264	97.7	52.141	188.5	<u>209.3</u>	2:19.125	
6	54.331	122.7	46.383	96.4	53.199	163.1	107.6	2:33.913		16	44.214	136.4	43.662	96.9	50.894	185.9	201.9	2:18.770	
7	54.355	94.4	54.061	80.4	54.917	170.9	121.9	2:43.333		17	44.011	134.8	44.583	95.6	51.701	189.1	200.4	2:20.295	
8	53.463	98.9	50.564	81.6		164.9	131.9	2:46.337		18	44.961	134.3	43.791	97.0		181.5	175.6	2:22.611	
9	Out	116.3	45.426	102.3	<u>50.210</u>			4:06.555	P	19	Out	136.9	<u>42.968</u>	97.5	50.550			2:48.857	P
10	43.154	136.2	45.773	87.2	54.049	184.3	201.5	2:22.976		20	<u>42.660</u>	139.4	43.586	96.1	51.146	188.8	206.5	<u>2:17.392</u>	

180 Mauro Fernandes (PT)									Ford Escort RS 2000										
lap	Sect-1	Speed	Sect-2	Speed	Sect-3	Speed	TopSpeed	laptime	pit	lap	Sect-1	Speed	Sect-2	Speed	Sect-3	Speed	Topspeed	laptime	pit
1	53.871	114.5	47.515	98.9	53.679	124.0	160.0	2:35.065		4	54.816	119.2	46.362	<u>103.3</u>	54.608	<u>167.7</u>	<u>180.3</u>	2:35.786	
2	<u>49.493</u>	122.6	<u>46.273</u>	99.3		161.9	143.8	<u>2:31.157</u>		5	58.021	88.6	51.657	78.9	1:00.221	118.8	128.1	2:49.899	
3	Out	<u>128.7</u>	46.682	100.4	<u>52.353</u>			3:50.385	P	6	54.406	102.1	54.948	81.1	140.8	142.5	2:54.110		

192 Thomas-Lockie (UK)									Ford Falcon										
lap	Sect-1	Speed	Sect-2	Speed	Sect-3	Speed	TopSpeed	laptime	pit	lap	Sect-1	Speed	Sect-2	Speed	Sect-3	Speed	Topspeed	laptime	pit
1	50.432	118.0	45.342	97.1	52.001	130.4	172.5	2:27.775		11	44.559	128.0	44.852	98.7	52.523	196.4	185.2	2:21.934	
2	44.156	127.1	44.398	84.4	52.137	206.9	196.7	2:20.691		12	43.725	122.7	48.477	76.5	1:01.549	203.4	197.4	2:33.751	
3	44.518	126.8	44.463	90.3	51.479	205.3	192.2	2:20.460		13	1:22.253	68.9	1:19.179	45.3	1:04.449	121.9	68.4	3:45.881	
4	43.160	126.9	44.717	88.5	57.881	<u>207.3</u>	203.4	2:25.758		14	<u>42.372</u>	133.3	45.876		<u>50.922</u>	204.2	205.3	2:19.170	
5	49.948	116.5	46.552	93.1	51.888	145.4	158.1	2:28.388		15	43.717	<u>137.6</u>	44.846	98.1	52.766	204.9	203.4	2:21.329	
6	53.266	111.1	45.599	96.9	56.639	206.1	148.1	2:35.504		16	44.556	127.5	45.210	92.2	52.199	202.6	200.0	2:21.965	
7	49.111	102.0	53.819	74.7	55.734	121.5	189.5	2:38.664		17	43.076	128.3	44.667	<u>99.5</u>	52.187	206.9	206.1	2:19.930	
8	52.629	91.8	51.075	87.0		170.3	152.3	2:45.941		18	45.161	127.1	46.269	95.4	52.516	205.7	189.1	2:23.946	
9	Out	130.8	48.531	98.3	50.932			4:01.242	P	19	43.862	130.0	45.039	94.5	52.387	200.4	204.5	2:21.288	
10	44.205	125.4	45.852	90.2	53.525	202.6	201.5	2:23.582		20	43.017	136.2	<u>44.084</u>	98.6	51.764	206.1	<u>208.5</u>	<u>2:18.865</u>	

201 Dutoya-F Dutoya (FR)									Ginetta G4R										
lap	Sect-1	Speed	Sect-2	Speed	Sect-3	Speed	TopSpeed	laptime	pit	lap	Sect-1	Speed	Sect-2	Speed	Sect-3	Speed	Topspeed	laptime	pit
1	48.788	122.9	46.475	100.2	52.687	156.1	184.3	2:27.950		11	44.579	126.2	45.635	96.1	1:00.044	190.8	<u>213.9</u>	2:30.258	
2	44.746	132.2	45.673	90.5	51.665	193.2	203.0	2:22.084		12	1:06.413	75.7	1:01.122	93.1		151.5	139.9	3:14.982	
3	43.996	135.8	46.331	86.7	51.724	<u>195.7</u>	213.0	2:22.051		13	Out	125.0	1:02.416	70.1	1:01.808			4:18.800	P
4	44.239	137.9	44.537	90.5	52.508	192.2	190.5	2:21.284		14	46.041	139.7	45.554	95.4	51.339	154.1	189.1	2:22.934	
5	50.108	109.3	48.774	92.9	51.720	192.2	120.0	2:30.602		15	45.875	<u>143.2</u>	45.670	92.6	52.284	195.3	179.1	2:23.829	
6	51.388	103.4	46.758	93.3	55.023	189.5	186.2	2:33.169		16	44.376	141.0	45.175	93.3	53.086	190.5	208.9	2:22.637	
7	51.703	127.4	49.161	81.1	57.464	124.4	125.6	2:38.328		17	<u>43.630</u>	138.3	44.607	92.9	52.080	190.5	209.3	2:20.317	
8	49.744	89.1	51.629	89.6	57.997	186.5	182.1	2:39.370		18	45.131	128.0	44.100	102.6	53.415	188.8	198.9	2:22.646	
9	1:05.246	78.4	54.132	81.6	1:07.988	123.4	109.6	3:07.366		19	45.343	135.3	45.043	96.1	51.919	187.2	201.1	2:22.305	
10	44.113	129.7	<u>43.663</u>	<u>104.5</u>	<u>51.231</u>	174.8	202.6	<u>2:19.007</u>		20	44.590	132.2	44.685	87.8	54.190	188.8	204.9	2:23.465	

203 David Daniels (FR)									Austin Healey 3000										
lap	Sect-1	Speed	Sect-2	Speed	Sect-3	Speed	TopSpeed	laptime	pit	lap	Sect-1	Speed	Sect-2	Speed	Sect-3	Speed	Topspeed	laptime	pit
1	Out	<u>109.8</u>	<u>52.555</u>	77.7	1:00.306			2:44.849		2	<u>51.771</u>	103.7	53.465	<u>80.6</u>	<u>59.683</u>	<u>166.7</u>	<u>162.4</u>	<u>2:44.919</u>	

206 Parsons-Birchough (UK)									Moris Mini Cooper 'S'										
lap	Sect-1	Speed	Sect-2	Speed	Sect-3	Speed	TopSpeed	laptime	pit	lap	Sect-1	Speed	Sect-2	Speed	Sect-3	Speed	Topspeed	laptime	pit
1	51.967	126.8	48.852	98.9	53.550	137.2	162.4	2:34.369		3	45.606	122.6	46.826	94.3	53.197	<u>172.5</u>	<u>181.8</u>	2:25.629	
2	<u>45.479</u>	126.2	<u>46.690</u>	<u>103.2</u>	<u>52.942</u>	<u>172.5</u>	181.5	<u>2:25.111</u>		4	45.856	<u>137.2</u>	49.409	86.5	169.0	180.9	2:45.508		

Algarve Classic Festival 2017

Autodromo Int. Algarve

IBERIAN HISTORIC ENDURANCE

26 - 29 October 2017

Laps and Sector Times - Race 1

Autodromo Internacional Algarve - 4652 mtr.

219 Tice-Conoley(UK)										BMW 2002									
lap	Sect-1	Speed	Sect-2	Speed	Sect-3	Speed	TopSpeed	laptime	pit	lap	Sect-1	Speed	Sect-2	Speed	Sect-3	Speed	Topspeed	laptime	pit
1	49.285	117.6	46.311	100.8	52.574	134.2	192.5	2:28.170		10	43.605	137.1	44.804	92.8	50.695	177.9	190.8	2:19.104	
2	45.188	134.5	44.127	90.2	50.988	180.0	196.7	2:20.303		11	46.496	119.9	47.342	89.0	55.036	180.0	191.8	2:28.874	
3	44.751	133.3	44.289	98.1	49.967	183.7	191.5	2:19.007		12	51.457	96.1	50.456	81.1	55.620	154.5	180.0	2:37.533	
4	43.865	141.2	45.567	90.4	54.250	180.3	188.5	2:23.682		13	49.303	92.2	1:14.247	50.9	1:01.596	167.2	159.1	3:05.146	
5	50.037	110.8	47.644	94.9	50.753	144.2	148.1	2:28.434		14	43.646	136.9	44.577	92.6	50.450	182.7	<u>199.6</u>	2:18.673	
6	54.961	118.9	46.143	90.0	57.161	177.6	123.1	2:38.265		15	<u>42.935</u>	<u>142.1</u>	43.655	90.2	49.772	184.0	196.4	<u>2:16.362</u>	
7	49.601	95.3	54.081	76.7	55.710	152.3	178.8	2:39.392		16	43.059	134.0	43.665	91.3	50.198	<u>184.9</u>	197.4	2:16.922	
8	52.658	87.6	50.962	84.8		168.8	159.1	2:45.269		17	44.582	135.0	43.791	91.1	50.857	182.4	198.2	2:19.230	
9	Out	127.5	<u>43.264</u>	96.3	49.807			4:51.164	P	18	43.253	138.1	43.752	91.0	<u>49.687</u>	178.5	195.3	2:16.692	

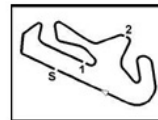
227 Carlos Barbot(PT)										Merlyn									
lap	Sect-1	Speed	Sect-2	Speed	Sect-3	Speed	TopSpeed	laptime	pit	lap	Sect-1	Speed	Sect-2	Speed	Sect-3	Speed	Topspeed	laptime	pit
1		137.1	40.999	103.4	<u>47.162</u>		179.4	<u>2:11.573</u>		2	<u>40.247</u>	<u>139.7</u>	<u>40.290</u>	<u>108.4</u>	1:08.020	<u>200.7</u>	<u>220.0</u>	2:28.557	

231 Mezard-Bonfillon(FR)										Alfa Romeo 1750 Veloce									
lap	Sect-1	Speed	Sect-2	Speed	Sect-3	Speed	TopSpeed	laptime	pit	lap	Sect-1	Speed	Sect-2	Speed	Sect-3	Speed	Topspeed	laptime	pit
1	54.774	100.4				140.4		2:51.389		9	54.634	96.6				144.6		2:48.353	
2	1:11.590	69.2				142.7		3:19.051		10	53.816	98.8				<u>148.4</u>		2:46.524	
3	Out	91.0	In		In			4:13.630	P	11	<u>52.675</u>	111.2				147.7		2:45.829	
4	1:00.977	94.0				118.0		3:03.575		12	53.409	112.7				145.7		2:47.885	
5	56.913	96.7				130.4		3:01.574		13	54.411	109.3				138.8		2:46.285	
6	Out	94.0	In		In			5:21.177	P	14	53.943	<u>117.5</u>				147.7		<u>2:45.823</u>	
7	53.882	102.2				145.4		2:51.175		15	56.771	94.1				145.2		2:56.122	
8	1:07.816	69.6				139.5		3:07.607		16									

233 Hugo Guimaraes (PT)										PORSCHE 911 RS 3.0									
lap	Sect-1	Speed	Sect-2	Speed	Sect-3	Speed	TopSpeed	laptime	pit	lap	Sect-1	Speed	Sect-2	Speed	Sect-3	Speed	Topspeed	laptime	pit
1		138.1	42.592	<u>107.8</u>	57.083		171.7	2:27.894		11	47.112	129.3	48.865	85.6	54.736	183.1	159.3	2:30.713	
2	44.044	126.0	<u>41.696</u>	97.5	49.607	195.7	198.2	2:15.347		12	52.163	94.8	50.271	73.6	55.171	169.0	155.4	2:37.605	
3	41.888	141.0	41.840	105.2	<u>48.485</u>	196.4	<u>213.9</u>	<u>2:12.213</u>		13	50.045	92.6	1:13.926	52.5	1:01.066	162.7	159.1	3:05.037	
4	<u>40.982</u>	<u>149.2</u>	41.984	94.7	50.385	192.9	208.9	2:13.351		14	42.461	141.9	42.121	96.2	50.396	191.5	201.1	2:14.978	
5	52.893	80.5	58.341	80.4	54.822	187.5	178.2	2:46.056		15	42.932	133.5	44.032	95.7	51.004	196.4	206.1	2:17.968	
6	52.232	105.3	45.325	87.4	56.378	148.1	114.4	2:33.935		16	43.002	137.2	43.015	98.6	51.530	192.2	196.7	2:17.547	
7	55.018	90.3	52.791	101.9	55.738	142.7	146.7	2:43.547		17	43.011	132.8	42.136	104.3	49.870	<u>196.7</u>	200.0	2:15.017	
8	53.473	95.8	50.978	75.7	59.603	143.2	151.0	2:44.054		18	44.618	133.2	43.132	94.3		181.5	184.3	2:23.393	
9	1:10.021	77.8	53.729	73.6		77.8	81.0	3:13.319		19	Out	133.8	43.919	92.6	50.062			5:03.656	P
10	Out	130.3	44.756	92.2	56.702			4:02.296	P	20									

237 Walker-Griffiths-Adams(UK)										Ford GT40									
lap	Sect-1	Speed	Sect-2	Speed	Sect-3	Speed	TopSpeed	laptime	pit	lap	Sect-1	Speed	Sect-2	Speed	Sect-3	Speed	Topspeed	laptime	pit
1		133.3	42.062	90.6	47.372		161.7	2:16.376		11	47.666	127.1	48.420	83.9	54.708	168.0	164.1	2:30.794	
2	40.462	132.8	40.843	90.8	47.725	<u>224.5</u>	207.3	2:09.030		12	52.411	96.0	50.326	73.3	55.221	173.4	158.1	2:37.958	
3	40.778	128.4	41.510	95.8	47.669	221.3	217.7	2:09.957		13	50.231	93.8	1:13.461	46.8	1:01.654	162.7	157.9	3:05.346	
4	<u>39.997</u>	130.0	41.176	93.1	48.117	224.1	207.7	2:09.290		14	43.499	134.2	42.841	100.5	48.650	168.5	206.1	2:14.990	
5	48.318	88.7	56.212	70.4	1:03.732	219.1	187.2	2:48.262		15	42.546	127.7	42.718	96.6	49.130	198.5	203.4	2:14.394	
6	55.901	97.0	49.818	87.9	51.697	126.6	113.6	2:37.416		16	42.103	137.2	42.005	<u>104.3</u>	47.806	191.8	210.9	2:11.914	
7	49.666	95.5	52.271	83.4	57.928	180.9	150.4	2:39.865		17	40.604	143.6	41.107	101.4	47.648	208.5	214.7	2:09.359	
8	1:00.845	85.5	53.213	68.7	1:07.995	117.0	122.6	3:02.053		18	40.375	<u>144.6</u>	<u>40.672</u>	99.5	47.808	211.4	208.5	2:08.855	
9	1:08.765	91.6	53.416	73.6		64.3	76.7	3:11.542		19	41.018	125.3	42.253	99.7	47.644	216.0	<u>231.3</u>	2:10.915	
10	Out	127.7	48.685	72.5	57.585			4:07.299	P	20	40.336	130.4	41.065	101.3	<u>47.035</u>	210.1	201.5	<u>2:08.436</u>	

258 Boel-Rubbio(NL)										ISO Grifo A3C									
lap	Sect-1	Speed	Sect-2	Speed	Sect-3	Speed	TopSpeed	laptime	pit	lap	Sect-1	Speed	Sect-2	Speed	Sect-3	Speed	Topspeed	laptime	pit
1	50.306	112.9	47.356	<u>93.7</u>	52.036	139.5	159.5	2:29.698		11	46.107	120.0	45.290	83.9	52.375	191.8	169.5	2:23.772	
2	44.880	116.6	46.285	85.6	51.333	<u>203.8</u>	189.1	2:22.498		12	45.033	117.6	49.557	75.6	1:01.363	189.1	176.8	2:35.953	
3	44.108	126.5	44.526	86.9	<u>51.085</u>	199.3	191.5	<u>2:19.719</u>		13	1:21.994	72.4	1:19.254	49.0	1:04.843	131.1	64.1	3:46.091	



Algarve Classic Festival 2017

Autodromo Int. Algarve

IBERIAN HISTORIC ENDURANCE

26 - 29 October 2017

Laps and Sector Times - Race 1

Autodromo Internacional Algarve - 4652 mtr.

4	<u>43.673</u>	126.9	45.995	75.4	55.242	201.5	187.2	2:24.910	14	44.190	122.4	46.564	92.4	52.722	194.6	<u>199.6</u>	2:23.476
5	51.633	106.6	47.569	87.0	51.883	152.1	141.9	2:31.085	15	44.563	127.5	<u>43.670</u>	85.0	51.620	197.1	173.1	2:19.853
6	52.293	105.1	46.691	86.1	55.436	191.2	173.4	2:34.420	16	45.206	125.1	44.607	85.8	51.357	190.8	180.0	2:21.170
7	51.772	115.0	50.538	67.0	58.208	136.5	133.8	2:40.518	17	45.136	123.0	44.337	90.2	51.971	195.3	172.8	2:21.444
8	49.603	97.3	51.546	82.3		182.1	158.1	2:41.992	18	44.533	120.3	44.344	89.0	52.487	186.5	182.7	2:21.364
9	Out	<u>127.7</u>	44.810	91.5	51.649			3:55.862 P	19	45.242	119.9	45.072	83.6	52.032	195.3	184.3	2:22.346
10	44.581	124.4	45.451	82.3	52.604	190.8	173.4	2:22.636	20	44.889	124.6	44.583	80.5	51.733	192.9	165.9	2:21.205

SC	SC - Jorge Fernandes																		
lap	Sect-1	Speed	Sect-2	Speed	Sect-3	Speed	TopSpeed	laptime	pit	lap	Sect-1	Speed	Sect-2	Speed	Sect-3	Speed	TopSpeed	laptime	pit

