

Algarve Classic Festival 2017
Autodromo Int. Algarve

FORMULA FORD PORTUGAL
Laps and Sector Times - Race 2

26 - 29 October 2017
Autodromo Internacional Algarve - 4652 mtr.

1 Richard (FR)									Lotus FK70										
lap	Sect-1	Speed	Sect-2	Speed	Sect-3	Speed	TopSpeed	laptime	pit	lap	Sect-1	Speed	Sect-2	Speed	Sect-3	Speed	Topspeed	laptime	pit
1		153.4	39.535	105.6	46.886		134.2	2:08.726		4	40.855	152.5	39.642	108.9	47.075	183.4	189.8	2:07.572	
2	40.425	157.9	39.545	109.6	47.203	<u>184.0</u>	191.5	2:07.173		5	40.843	155.8	39.446	<u>118.0</u>	47.410	180.0	185.6	2:07.699	
3	<u>40.288</u>	150.6	39.261	109.3	<u>46.642</u>	183.7	<u>192.9</u>	<u>2:06.191</u>		6	41.225	<u>159.3</u>	<u>39.238</u>	112.4	47.110	179.7	184.0	2:07.573	

3 Rui Silva (PT)									Mygale SJ04										
lap	Sect-1	Speed	Sect-2	Speed	Sect-3	Speed	TopSpeed	laptime	pit	lap	Sect-1	Speed	Sect-2	Speed	Sect-3	Speed	Topspeed	laptime	pit
1		145.9	39.068	94.2	46.647		131.7	2:06.519		6	<u>38.373</u>	155.2	38.046	93.5	46.196	203.4	214.7	2:02.615	
2	39.529	150.8	38.836	92.3	47.055	200.7	213.4	2:05.420		7	38.724	156.7	<u>37.854</u>	<u>97.1</u>	46.072	203.0	217.3	2:02.650	
3	40.322	154.7	38.862	89.8	46.498	196.0	211.4	2:05.682		8	38.772	159.1	38.160	93.8	45.914	<u>203.8</u>	<u>217.7</u>	2:02.846	
4	39.417	152.3	38.528	91.5	45.838	200.0	211.8	2:03.783		9	45.641	152.1	38.721	92.3	46.805	<u>203.8</u>	210.1	2:11.167	
5	38.951	161.2	38.422	90.2	<u>45.731</u>	202.6	214.3	2:03.104		10	39.391	<u>170.6</u>	39.289	91.1	46.425	198.5	210.5	2:05.105	

7 Vasco Sampaio(PT)									Ray 98K										
lap	Sect-1	Speed	Sect-2	Speed	Sect-3	Speed	TopSpeed	laptime	pit	lap	Sect-1	Speed	Sect-2	Speed	Sect-3	Speed	Topspeed	laptime	pit
1		143.4	42.001	100.4	47.670		140.4	2:15.958		6	41.478	145.0	41.180	<u>108.8</u>	48.364	183.1	196.0	2:11.022	
2	41.663	151.5	40.372	98.0	48.012	189.1	203.4	2:10.047		7	41.570	154.7	41.260	100.7	49.224	180.9	193.2	2:12.054	
3	41.529	134.0	40.987	94.9	48.079	192.2	<u>204.2</u>	2:10.595		8	42.055	152.8	41.917	100.3	48.279	190.8	195.7	2:12.251	
4	<u>41.103</u>	149.0	40.596	100.7	47.283	192.9	200.7	<u>2:08.982</u>		9	41.524	157.4	40.373	103.9	47.679	187.2	195.7	2:09.576	
5	41.330	<u>160.5</u>	<u>40.153</u>	101.6	47.880	<u>194.6</u>	201.9	2:09.363		10	41.148	156.5	40.896	100.4	<u>47.092</u>	186.5	195.3	2:09.136	

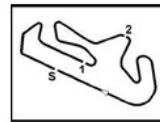
8 Andrew Mansell (GB)									Merlyn MK1										
lap	Sect-1	Speed	Sect-2	Speed	Sect-3	Speed	TopSpeed	laptime	pit	lap	Sect-1	Speed	Sect-2	Speed	Sect-3	Speed	Topspeed	laptime	pit
1		<u>142.5</u>	<u>42.085</u>	<u>91.5</u>	<u>47.705</u>		<u>140.3</u>	<u>2:16.568</u>		2									

16 Vasco Ferreira(PT)									Van Diemen 00										
lap	Sect-1	Speed	Sect-2	Speed	Sect-3	Speed	TopSpeed	laptime	pit	lap	Sect-1	Speed	Sect-2	Speed	Sect-3	Speed	Topspeed	laptime	pit
1		159.1	38.831	103.6	46.903		133.3	2:05.737		6	38.970	155.4	<u>37.998</u>	102.5	<u>46.058</u>	200.4	211.4	2:03.026	
2	39.377	149.6	38.582	101.8	46.702	195.7	209.7	2:04.661		7	38.496	<u>164.9</u>	38.007	104.5	46.207	<u>200.7</u>	211.8	<u>2:02.710</u>	
3	39.252	150.4	39.002	99.2	46.569	199.6	205.3	2:04.823		8	<u>38.361</u>	163.1	38.577	99.7	46.081	199.6	212.2	2:03.019	
4	39.105	151.5	38.761	100.7	46.435	198.9	210.9	2:04.301		9	38.640	161.0	38.488	100.2	46.183	<u>200.7</u>	<u>213.0</u>	2:03.311	
5	38.972	157.7	38.298	<u>105.8</u>	46.633	197.8	210.5	2:03.903		10	38.956	158.4	38.522	99.9	46.324	200.4	212.2	2:03.802	

18 Miguel Matos(PT)									Mygale SJ04										
lap	Sect-1	Speed	Sect-2	Speed	Sect-3	Speed	TopSpeed	laptime	pit	lap	Sect-1	Speed	Sect-2	Speed	Sect-3	Speed	Topspeed	laptime	pit
1		170.1	36.954	103.5	44.845		128.1	2:00.430		6	38.133	160.2	37.981	<u>111.6</u>	44.582	<u>210.9</u>	<u>223.6</u>	2:00.696	
2	38.041	177.0	36.934	108.0	44.910	200.0	209.3	1:59.885		7	40.003	160.7	<u>36.895</u>	100.2	44.983	208.1	214.7	2:01.881	
3	37.771	165.1	36.934	106.4	44.861	201.5	210.5	<u>1:59.566</u>		8	<u>37.725</u>	161.0	37.219	100.8	44.992	204.2	213.4	1:59.936	
4	37.824	<u>178.2</u>	37.634	100.6	44.728	200.7	211.4	2:00.186		9	37.887	157.9	37.996	91.8	45.377	204.9	216.4	2:01.260	
5	38.556	158.4	37.056	103.9	<u>44.395</u>	208.1	217.7	2:00.007		10	37.983	155.6	37.079	99.2	45.015	204.9	210.9	2:00.077	

20 Thierry Gallo(FR)									Tecno										
lap	Sect-1	Speed	Sect-2	Speed	Sect-3	Speed	TopSpeed	laptime	pit	lap	Sect-1	Speed	Sect-2	Speed	Sect-3	Speed	Topspeed	laptime	pit
1		156.5	40.311	94.8	48.616		129.7	2:12.806		6	<u>40.062</u>	164.6	39.924	91.3	46.773	<u>200.4</u>	200.7	2:06.759	
2	42.254	143.0	40.904	95.5	46.712	194.6	197.4	2:09.870		7	40.483	162.9	39.775	93.0	46.039	194.2	199.6	2:06.297	
3	40.585	154.7	39.771	95.2	46.399	197.4	199.3	2:06.755		8	40.574	151.0	39.703	<u>96.6</u>	46.542	195.3	192.5	2:06.819	
4	40.397	151.0	39.702	90.7	46.727	193.5	180.6	2:06.826		9	40.795	<u>165.9</u>	39.553	93.5	46.970	188.5	194.9	2:07.318	
5	40.425	159.5	<u>39.186</u>	90.5	<u>45.988</u>	193.5	196.4	<u>2:05.599</u>		10	40.282	154.7	39.760	94.2	47.401	197.8	<u>203.0</u>	2:07.443	

21 Didier Mantz(FR)									Jomo 1600 mk4										
lap	Sect-1	Speed	Sect-2	Speed	Sect-3	Speed	TopSpeed	laptime	pit	lap	Sect-1	Speed	Sect-2	Speed	Sect-3	Speed	Topspeed	laptime	pit
1		161.4	40.209	<u>111.3</u>	48.670		133.7	2:11.798		6	42.248	152.1	40.129	95.8	46.987	<u>187.2</u>	186.2	2:09.364	
2	42.601	146.9	40.688	100.5	47.168	177.0	183.1	2:10.457		7	<u>40.526</u>	<u>161.9</u>	39.701	93.1	47.136	182.7	188.8	2:07.363	
3	41.465	151.9	39.869	93.4	47.390	180.0	189.8	2:08.724		8	41.082	151.0	39.887	95.2	47.025	186.5	<u>191.5</u>	2:07.994	
4	41.219	145.6	40.568	86.3	47.053	179.4	186.2	2:08.840		9	40.810	155.4	<u>39.430</u>	95.7	46.827	182.1	<u>191.5</u>	<u>2:07.067</u>	
5	41.078	154.5	40.018	92.7	47.259	178.5	183.4	2:08.355		10	40.986	157.9	41.861	94.2	<u>46.574</u>	184.0	186.2	2:09.421	



Algarve Classic Festival 2017

Autodromo Int. Algarve

FORMULA FORD PORTUGAL
Laps and Sector Times - Race 2

26 - 29 October 2017
Autodromo Internacional Algarve - 4652 mtr.

22 Yannick Verhille (FR)								Lolla T 340											
lap	Sect-1	Speed	Sect-2	Speed	Sect-3	Speed	TopSpeed	laptime	pit	lap	Sect-1	Speed	Sect-2	Speed	Sect-3	Speed	Topspeed	laptime	pit
1		143.6	42.016	99.4	48.268		139.4	2:15.044		6	41.313	153.2	41.007	100.4	48.317	188.5	189.1	2:10.637	
2	41.332	155.8	41.188	94.9	47.977	187.2	193.5	2:10.497		7	41.410	173.4	41.915	99.6	49.107	186.2	196.7	2:12.432	
3	42.241	150.6	40.401	98.5	47.584	184.3	193.5	2:10.226		8	41.793	140.4	42.374	88.9	48.193	188.5	195.3	2:12.360	
4	41.124	160.0	40.279	97.2	48.232	181.5	190.8	2:09.635		9	41.123	162.9	40.922	94.0	48.132	185.2	193.9	2:10.177	
5	41.815	160.0	40.568	93.9	47.968	187.8	193.5	2:10.351		10	50.062	121.8	43.089	90.5	49.508	154.5	143.8	2:22.659	

23 Duarte Carvalho (PT)								Mygale SJ03											
lap	Sect-1	Speed	Sect-2	Speed	Sect-3	Speed	TopSpeed	laptime	pit	lap	Sect-1	Speed	Sect-2	Speed	Sect-3	Speed	Topspeed	laptime	pit
1		156.5	37.506	97.3	45.143		128.7	2:02.160		6	37.886	165.6	37.447	96.9	45.103	204.2	215.1	2:00.436	
2	38.201	157.2	37.780	95.2	44.928	204.9	217.3	2:00.909		7	38.183	151.3	37.558	97.6	45.100	204.9	214.3	2:00.841	
3	38.105	159.8	37.454	95.4	44.870	204.2	214.7	2:00.429		8	37.989	168.0	38.171	91.4	44.668	205.7	214.7	2:00.828	
4	37.556	160.7	37.528	97.4	44.680	202.6	215.1	1:59.764		9	38.044	161.7	38.060	92.8	45.321	205.7	214.7	2:01.425	
5	37.800	163.1	37.707	95.2	45.019	204.2	213.9	2:00.526		10	38.111	170.9	37.590	95.1	44.624	205.3	215.6	2:00.325	

25 Philip Walker (gb)								Crossle 16F											
lap	Sect-1	Speed	Sect-2	Speed	Sect-3	Speed	TopSpeed	laptime	pit	lap	Sect-1	Speed	Sect-2	Speed	Sect-3	Speed	Topspeed	laptime	pit
1		141.7	44.234	83.0	50.305		139.4	2:23.821		6	43.874	142.1	42.488	91.9	48.678	185.2	182.7	2:15.040	
2	43.160	133.3	42.928	83.1	49.465	179.7	189.5	2:15.553		7	43.193	143.6	43.582	94.3	49.161	181.2	192.2	2:15.936	
3	43.074	149.2	42.150	89.4	49.397	180.9	188.8	2:14.621		8	42.122	148.6	41.899	80.9	49.450	180.3	187.8	2:13.471	
4	43.775	145.4	42.745	91.8	49.133	180.6	186.5	2:15.653		9	43.852	125.9	43.445	90.5	49.130	180.9	188.2	2:16.427	
5	42.511	140.4	42.839	93.6	48.229	180.3	184.3	2:13.579		10									

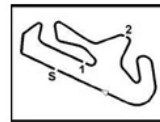
27 Regis Prevost (FR)								McNAMARA FCA Mk 3											
lap	Sect-1	Speed	Sect-2	Speed	Sect-3	Speed	TopSpeed	laptime	pit	lap	Sect-1	Speed	Sect-2	Speed	Sect-3	Speed	Topspeed	laptime	pit
1		154.1	41.165	96.4	48.125		139.5	2:13.260		6	41.144	166.7	40.558	94.6	48.164	186.2	192.5	2:09.866	
2	42.524	158.6	40.746	96.2	47.422	191.5	199.6	2:10.692		7	41.110	157.4	41.269	96.5	48.498	185.6	190.5	2:10.877	
3	41.574	152.5	40.081	97.5	48.057	187.5	197.4	2:09.712		8	41.996	150.2	40.957	94.2	48.037	182.4	190.1	2:10.990	
4	41.002	156.5	40.797	95.1	47.723	187.5	198.2	2:09.522		9	42.464	154.5	41.001	90.4	48.178	181.8	190.5	2:11.643	
5	41.541	147.5	40.118	95.2	48.075	186.2	192.9	2:09.734		10	41.645	155.6	41.492	92.0	48.782	183.4	191.8	2:11.919	

28 John Slack (GB)								Lola T200											
lap	Sect-1	Speed	Sect-2	Speed	Sect-3	Speed	TopSpeed	laptime	pit	lap	Sect-1	Speed	Sect-2	Speed	Sect-3	Speed	Topspeed	laptime	pit
1		142.3	44.213	84.9	50.228		145.4	2:22.984		6	42.067	143.4	42.116	82.6	51.141	176.8	182.7	2:15.324	
2	43.000	141.7	42.808	71.7	49.562	176.5	185.9	2:15.370		7	43.203	139.5	43.520	91.7	49.143	175.0	182.7	2:15.866	
3	42.371	139.2	42.669	83.4	49.805	179.4	187.2	2:14.845		8	41.578	145.6	42.312	81.3	49.791	178.2	184.9	2:13.681	
4	43.405	144.0	42.629	89.4	49.568	177.9	186.2	2:15.602		9	51.247	140.3	42.257	78.3	49.618	177.9	184.9	2:23.122	
5	41.831	146.9	42.414	86.2	48.920	178.2	186.2	2:13.165		10									

29 Duarte Pires (PT)								Mygale SJ00											
lap	Sect-1	Speed	Sect-2	Speed	Sect-3	Speed	TopSpeed	laptime	pit	lap	Sect-1	Speed	Sect-2	Speed	Sect-3	Speed	Topspeed	laptime	pit
1		169.8	37.390	95.7	45.004		132.0	2:01.518		4	37.708	162.2	37.351	98.1	44.789	205.3	216.0	1:59.848	
2	37.730	148.6	37.583	97.1	44.931	207.7	220.0	2:00.244		5	37.645	162.7	37.146	100.9	44.583	207.3	219.5	1:59.374	
3	37.795	164.6	37.321	91.9	44.745	207.7	218.2	1:59.861		6									

40 Bonny-Renavand (FR)								Tecno F3 1970											
lap	Sect-1	Speed	Sect-2	Speed	Sect-3	Speed	TopSpeed	laptime	pit	lap	Sect-1	Speed	Sect-2	Speed	Sect-3	Speed	Topspeed	laptime	pit
1		140.3	42.380	93.8	1:05.407		147.9	2:36.525		6	42.784	140.4	41.270	95.5	47.975	180.9	188.8	2:12.029	
2	44.268	117.4	41.198	99.5	48.019	149.2	173.9	2:13.485		7	42.535	132.0	41.971	97.6	48.813	179.7	183.4	2:13.319	
3	43.162	122.0	41.255	96.8	48.158	180.0	188.8	2:12.575		8	42.916	128.3	41.666	93.8	48.408	176.2	183.1	2:12.990	
4	42.738	120.7	40.909	92.6	48.385	178.2	184.3	2:12.032		9	42.274	152.5	40.445	93.0	49.179	177.3	186.2	2:11.898	
5	41.927	138.1	40.433	100.8	48.329	178.5	185.6	2:10.689		10									

44 Jean-Jacques Deverly (FR)								Lola T540E											
lap	Sect-1	Speed	Sect-2	Speed	Sect-3	Speed	TopSpeed	laptime	pit	lap	Sect-1	Speed	Sect-2	Speed	Sect-3	Speed	Topspeed	laptime	pit
1		152.5	40.041	102.3	48.061		130.1	2:12.646		6	40.712	162.7	39.513	91.5	46.409	187.5	190.1	2:06.634	
2	41.257	158.6	40.042	101.6	47.243	188.2	193.5	2:08.542		7	40.573	164.4	39.309	96.6	53.777	187.2	191.8	2:13.659	



Algarve Classic Festival 2017

Autodromo Int. Algarve

FORMULA FORD PORTUGAL

26 - 29 October 2017

Laps and Sector Times - Race 2

Autodromo Internacional Algarve - 4652 mtr.

3	41.070	158.6	39.368	95.9	47.096	183.4	190.5	2:07.534	8	41.093	154.3	39.522	99.4	46.990	181.8	186.2	2:07.605
4	40.607	158.1	39.469	93.7	47.310	183.7	193.5	2:07.386	9	41.005	158.6	39.458	96.9	47.468	181.2	186.5	2:07.931
5	40.834	158.6	39.628	97.2	46.946	186.9	<u>194.9</u>	2:07.408	10	41.390	<u>169.5</u>	41.478	<u>105.4</u>	47.003	179.4	184.9	2:09.871

46	Stuart Dix (GB)								Cooper Chinock										
lap	Sect-1	Speed	Sect-2	Speed	Sect-3	Speed	TopSpeed	laptime	pit	lap	Sect-1	Speed	Sect-2	Speed	Sect-3	Speed	Topspeed	laptime	pit

50	Jim Timms (GB)								Brabham BT-21										
lap	Sect-1	Speed	Sect-2	Speed	Sect-3	Speed	TopSpeed	laptime	pit	lap	Sect-1	Speed	Sect-2	Speed	Sect-3	Speed	Topspeed	laptime	pit
1		<u>150.6</u>	43.309	100.7	48.953		152.5	2:20.848		6	45.388	128.6	42.282	92.6	<u>48.525</u>	181.2	164.1	2:16.195	
2	43.207	128.6	42.181	98.4	50.085	181.8	179.7	2:15.473		7	43.153	138.6	43.278	93.8	49.124	184.3	157.7	2:15.555	
3	43.751	135.5	42.109	100.8	49.468	181.5	170.3	2:15.328		8	<u>42.541</u>	148.1	42.520	95.0	48.942	181.8	177.9	<u>2:14.003</u>	
4	44.416	136.2	<u>42.014</u>	<u>101.2</u>	49.295	179.1	168.0	2:15.725		9	43.454	132.7	43.378	85.8	48.885	<u>184.6</u>	<u>188.2</u>	2:15.717	
5	43.137	135.2	43.353	92.0	49.048	177.0	174.2	2:15.538		10									

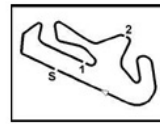
55	Dutoya-Dutoya (FR)								Tecno FF										
lap	Sect-1	Speed	Sect-2	Speed	Sect-3	Speed	TopSpeed	laptime	pit	lap	Sect-1	Speed	Sect-2	Speed	Sect-3	Speed	Topspeed	laptime	pit
1		137.6	44.347	<u>86.2</u>	<u>51.573</u>		145.0	2:25.882		6	45.565	138.5	<u>44.204</u>	82.6	53.847	172.0	178.8	2:23.616	
2	44.965	145.2	44.886	78.3	52.327	<u>175.9</u>	<u>184.9</u>	<u>2:22.178</u>		7	47.084	<u>152.8</u>	44.738	82.5	59.509	171.7	156.1	2:31.331	
3	46.179	130.8	44.398	79.2	52.192	174.8	182.1	2:22.769		8	44.847	147.7	44.637	84.8	52.713	172.0	177.9	2:22.197	
4	45.381	143.8	44.931	79.5	52.039	172.8	180.0	2:22.351		9	<u>44.552</u>	150.8	44.478	83.7	53.152	174.5	182.1	2:22.182	
5	45.465	135.0	44.496	83.9	53.176	173.9	180.3	2:23.137		10									

63	Christoph Widmer (CH)								Brabham BT18A										
lap	Sect-1	Speed	Sect-2	Speed	Sect-3	Speed	TopSpeed	laptime	pit	lap	Sect-1	Speed	Sect-2	Speed	Sect-3	Speed	Topspeed	laptime	pit
1		151.5	40.645	94.6	48.632		130.1	2:12.495		5	40.448	162.4	<u>39.510</u>	93.8	<u>46.111</u>	191.2	<u>200.7</u>	<u>2:06.069</u>	
2	41.005	153.6	39.925	98.7	46.743	186.2	194.6	2:07.673		6	40.549	150.0	40.543	79.8	46.451	191.8	198.2	2:07.543	
3	40.465	157.4	40.061	100.7	47.015	186.9	192.9	2:07.541		7	40.489	158.1	39.887	89.2	47.703	<u>199.6</u>	196.0	2:08.079	
4	<u>40.162</u>	<u>164.6</u>	40.577	92.1	47.158	186.2	191.5	2:07.897		8	40.235	163.1	40.096	<u>100.9</u>	48.043	187.8	192.5	2:08.374	

72	Hugo Hernandez (ES)								D&D F01										
lap	Sect-1	Speed	Sect-2	Speed	Sect-3	Speed	TopSpeed	laptime	pit	lap	Sect-1	Speed	Sect-2	Speed	Sect-3	Speed	Topspeed	laptime	pit
1		162.2	37.604	96.0	45.778		133.8	2:00.869		6	38.506	158.4	37.356	99.9	44.711	206.5	215.6	2:00.573	
2	38.129	149.6	36.920	97.3	44.926	210.5	<u>219.1</u>	1:59.975		7	38.671	155.4	36.804	97.2	44.859	207.3	213.9	2:00.334	
3	38.043	160.7	36.782	96.3	<u>44.648</u>	208.9	218.6	1:59.473		8	37.938	159.3	37.110	93.6	45.531	207.7	216.0	2:00.579	
4	<u>37.664</u>	152.8	36.679	<u>103.3</u>	45.141	<u>213.0</u>	215.6	1:59.484		9	37.902	163.4	38.440	92.4	45.905	207.3	216.0	2:02.247	
5	38.360	<u>165.1</u>	<u>36.595</u>	100.8	45.056	206.5	215.1	2:00.011		10	37.761	160.5	36.634	97.6	44.699	208.1	215.6	<u>1:59.094</u>	

73	André Castro Pinheiro (PT)								Swift SC 96Z										
lap	Sect-1	Speed	Sect-2	Speed	Sect-3	Speed	TopSpeed	laptime	pit	lap	Sect-1	Speed	Sect-2	Speed	Sect-3	Speed	Topspeed	laptime	pit
1		158.6	40.378	97.9	48.146			2:13.813		6	40.348	163.6				197.1	206.9	2:07.307	
2	41.230	164.1	40.478	<u>99.9</u>	46.813	200.4	<u>215.1</u>	2:08.521		7	40.125	164.4	39.201	94.7	46.937	196.7	207.3	2:06.263	
3	39.988	165.6	39.899	91.3	46.768	<u>201.1</u>	202.2	2:06.655		8	40.207	160.2	39.433	97.0	46.961	194.9	205.7	2:06.601	
4	<u>39.414</u>	161.0	39.385	88.5	47.479	198.9	209.7	2:06.278		9	40.851	170.6				195.7	206.1	2:07.213	
5	39.842	164.1	39.146	93.1	<u>46.700</u>	195.3	205.3	<u>2:05.688</u>		10	39.853	<u>171.7</u>	<u>39.072</u>	93.9	46.994	196.0	206.1	2:05.919	

76	François Derossi (FR)								Chevron B17										
lap	Sect-1	Speed	Sect-2	Speed	Sect-3	Speed	TopSpeed	laptime	pit	lap	Sect-1	Speed	Sect-2	Speed	Sect-3	Speed	Topspeed	laptime	pit
1		150.6	40.572	91.4	47.931		144.6	2:17.547		6	39.808	161.2	39.880	81.8	<u>46.012</u>	186.2	193.5	2:05.700	
2	40.596	157.7	40.405	<u>97.6</u>	47.187	181.5	185.9	2:08.188		7	40.153	160.5	<u>39.045</u>	95.0	46.502	<u>193.5</u>	200.7	2:05.700	
3	41.286	157.0	39.257	91.8	46.322	185.2	196.4	2:06.865		8	40.040	157.0	39.686	93.7	47.201	193.2	<u>204.2</u>	2:06.927	
4	<u>39.469</u>	154.7	39.060	88.3	46.376	187.8	197.4	<u>2:04.905</u>		9	40.557	<u>165.1</u>	39.235	92.9	47.262	189.1	195.7	2:07.054	
5	39.803	153.2	39.617	94.2	46.470	187.2	194.9	2:05.890		10	39.770	161.0	39.556	94.0	46.439	191.2	200.4	2:05.765	



Algarve Classic Festival 2017

Autodromo Int. Algarve

FORMULA FORD PORTUGAL
Laps and Sector Times - Race 2

26 - 29 October 2017
Autodromo Internacional Algarve - 4652 mtr.

77 Vitor Sampaio(PT)									Vector MG01								
lap	Sect-1	Speed	Sect-2	Speed	Sect-3	Speed	TopSpeed	laptime pit	lap	Sect-1	Speed	Sect-2	Speed	Sect-3	Speed	Topspeed	laptime pit
1		159.1	39.221	<u>94.7</u>	46.905		132.2	2:07.084	6	38.991	149.4	39.321	93.0	46.501	201.5	213.4	2:04.813
2	39.760	152.1	39.179	91.1	46.926	<u>204.2</u>	216.0	2:05.865	7	39.458	161.4	38.945	92.2	<u>45.937</u>	200.0	212.2	2:04.340
3	39.897	160.2	38.946	92.6	46.946	200.0	203.4	2:05.789	8	39.033	<u>168.8</u>	38.921	92.2	46.615	200.4	215.1	2:04.569
4	39.107	153.0	38.989	93.1	46.192	199.3	213.9	2:04.288	9	<u>38.702</u>	163.1	<u>38.370</u>	94.3	45.980	200.0	210.5	<u>2:03.052</u>
5	39.172	160.5	38.842	91.4	46.442	200.7	214.7	2:04.456	10	39.256	162.9	39.156	89.4	46.450	203.0	<u>217.7</u>	2:04.862

81 Pedro Oliveira(PT)									Ray GR03								
lap	Sect-1	Speed	Sect-2	Speed	Sect-3	Speed	TopSpeed	laptime pit	lap	Sect-1	Speed	Sect-2	Speed	Sect-3	Speed	Topspeed	laptime pit
1		141.7	39.716	98.9	47.100			2:27.751	6	40.346	<u>167.4</u>	39.207	102.4	<u>46.164</u>	197.8	210.5	2:05.717
2	40.529	151.9	38.906	96.9	46.741	196.4	210.1	2:06.176	7	39.852	155.4	39.412	96.9	46.863	196.4	206.9	2:06.127
3	39.401	163.1	<u>37.930</u>	<u>106.9</u>	47.480	196.0	207.3	<u>2:04.811</u>	8	40.654	145.7	39.362	102.8	46.441	196.7	207.7	2:06.457
4	39.628	156.5	39.107	103.1	47.270	<u>200.4</u>	<u>213.9</u>	2:06.005	9	<u>39.205</u>	153.4	38.972	102.8	47.729	197.8	210.1	2:05.906
5	39.745	159.5	38.454	106.8	46.761	197.8	210.5	2:04.960	10	40.566	140.8	39.463	98.7	46.344	198.9	208.9	2:06.373

89 Mark Pangborn(gb)									Brabham BT 28								
lap	Sect-1	Speed	Sect-2	Speed	Sect-3	Speed	TopSpeed	laptime pit	lap	Sect-1	Speed	Sect-2	Speed	Sect-3	Speed	Topspeed	laptime pit
1		152.8	41.444	<u>98.5</u>	48.201		132.5	2:15.352	6	41.612	145.9	41.549	94.5	48.675	182.7	186.9	2:11.836
2	42.752	154.5	41.024	92.2	47.363	177.0	187.2	2:11.139	7	<u>41.092</u>	151.9	41.827	94.8	47.280	182.4	187.8	2:10.199
3	41.543	145.4	40.901	92.9	47.475	183.1	<u>191.5</u>	2:09.919	8	42.661	148.4	42.145	94.2	48.364	180.3	184.3	2:13.170
4	41.580	152.8	40.886	98.3	47.217	180.6	188.5	2:09.683	9	41.508	<u>157.9</u>	40.367	94.5	47.087	175.3	183.1	2:08.962
5	41.161	156.3	40.897	92.7	47.539	<u>186.5</u>	189.8	2:09.597	10	41.374	153.8	<u>40.038</u>	90.5	<u>47.018</u>	178.2	188.8	<u>2:08.430</u>

93 Rosário Sottomayor(PT)									APIS								
lap	Sect-1	Speed	Sect-2	Speed	Sect-3	Speed	TopSpeed	laptime pit	lap	Sect-1	Speed	Sect-2	Speed	Sect-3	Speed	Topspeed	laptime pit
1		148.4	39.239	94.8	47.416		143.0	2:08.083	6	40.383	143.6	<u>38.794</u>	97.4	<u>46.872</u>	193.5	207.7	2:06.049
2	<u>39.317</u>	151.0	38.940	96.7	47.557	192.5	210.9	2:05.814	7	40.150	154.3	39.414	92.6	47.261	185.2	203.0	2:06.825
3	40.393	157.4	39.308	<u>99.1</u>	47.123	<u>200.4</u>	<u>215.1</u>	2:06.824	8	40.438	153.8	38.840	95.5	46.933	194.2	204.5	2:06.211
4	39.552	<u>158.4</u>	38.961	96.5	47.141	198.5	211.8	<u>2:05.654</u>	9	40.316	147.9	39.209	94.2	47.070	199.6	200.7	2:06.595
5	39.872	152.1	38.892	90.8	47.349	198.5	206.1	2:06.113	10	40.558	156.3	39.253	86.7	51.654	192.5	209.7	2:11.465

95 Diogo Sousa(PT)									Mygale SJ01								
lap	Sect-1	Speed	Sect-2	Speed	Sect-3	Speed	TopSpeed	laptime pit	lap	Sect-1	Speed	Sect-2	Speed	Sect-3	Speed	Topspeed	laptime pit
1		154.5	39.890	96.4	47.651		169.3	2:13.338	6	38.489	168.2	<u>37.472</u>	<u>109.5</u>	45.492	199.3	211.4	<u>2:01.453</u>
2	38.601	161.4	37.771	107.5	45.892	203.4	214.3	2:02.264	7	38.632	<u>172.5</u>	37.733	107.0	45.970	200.0	210.5	2:02.335
3	38.894	156.7	38.129	101.1	<u>45.320</u>	200.4	213.9	2:02.343	8	39.185	161.2	38.054	106.0	45.693	200.0	211.4	2:02.932
4	<u>37.757</u>	167.2	38.230	104.4	45.747	<u>207.3</u>	<u>221.3</u>	2:01.734	9	38.423	167.7	37.725	108.3	45.471	199.6	211.8	2:01.619
5	38.416	158.4	37.873	105.8	45.400	204.5	215.1	2:01.689	10	38.143	164.4	38.165	104.2	45.504	200.4	211.4	2:01.812

99 Alain Vignes(FR)									Crossle 35F								
lap	Sect-1	Speed	Sect-2	Speed	Sect-3	Speed	TopSpeed	laptime pit	lap	Sect-1	Speed	Sect-2	Speed	Sect-3	Speed	Topspeed	laptime pit
1		150.2	41.934	90.8	49.641		145.2	2:19.025	6	41.267	152.3	40.691	<u>102.6</u>	48.126	186.5	191.2	2:10.084
2	41.586	166.9	39.688	99.2	47.785	183.1	186.9	2:09.059	7	41.418	159.8	40.962	100.5	47.973	<u>190.1</u>	190.8	2:10.353
3	41.104	153.4	40.452	99.7	47.990	184.6	191.2	2:09.546	8	40.718	<u>169.0</u>	39.559	95.9	47.735	181.8	184.9	<u>2:08.012</u>
4	<u>40.615</u>	145.6	41.041	96.3	<u>47.538</u>	186.2	192.2	2:09.194	9	41.012	163.9	<u>39.462</u>	96.9	47.630	186.9	<u>193.9</u>	2:08.111
5	40.758	160.2	40.755	91.8	48.113	186.9	<u>193.9</u>	2:09.626	10	40.949	162.7	40.416	89.6	47.961	180.6	184.3	2:09.326