

Algarve Classic Festival 2017

Autodromo Int. Algarve

CNCC 26 - 29 October 2017
 Laps and Sector Times - Race 1 Autodromo Internacional Algarve - 4652 mtr.

103 JOÃO MACEDO SILVA (PT)								PORSCHE 911 RSR											
lap	Sect-1	Speed	Sect-2	Speed	Sect-3	Speed	TopSpeed	laptime	pit	lap	Sect-1	Speed	Sect-2	Speed	Sect-3	Speed	Topspeed	laptime	pit
1		145.0	<u>38.764</u>	95.2			178.8	2:14.777		6	38.228	158.6	39.635	91.7	44.710	207.3	225.5	2:02.573	
2	Out	148.6	39.436	94.7	44.756		3:57.403	P		7	38.172	161.9	38.932	97.4	45.820	204.2	223.6	2:02.924	
3	38.247	151.5	38.990	93.8	44.917	204.9	223.1	2:02.154		8	39.357	159.5	38.856	89.9	45.208	205.3	<u>225.9</u>	2:03.421	
4	38.255	152.3	39.023	95.6	<u>44.583</u>	204.9	224.5	<u>2:01.861</u>		9	38.490	<u>166.7</u>	38.847	91.9	44.851	201.5	222.7	2:02.188	
5	<u>38.036</u>	158.6	39.438	<u>106.6</u>	44.802	<u>210.1</u>	224.5	2:02.276		10	39.033	156.1	38.885	96.4	46.121	208.9	<u>225.9</u>	2:04.039	

106 JOAQUIM JORGE (PT)								FORD ESCORT RS1600											
lap	Sect-1	Speed	Sect-2	Speed	Sect-3	Speed	TopSpeed	laptime	pit	lap	Sect-1	Speed	Sect-2	Speed	Sect-3	Speed	Topspeed	laptime	pit
1		149.2	39.209	107.5	<u>45.117</u>		175.9	2:07.040		6	40.106	146.7	40.625	107.8	46.059	198.5	209.3	2:06.790	
2	39.613	150.4	39.187	<u>114.2</u>	45.688	<u>201.5</u>	216.0	2:04.488		7	40.269	139.0	40.104	100.1	46.056	198.9	213.4	2:06.429	
3	39.675	146.5	<u>39.086</u>	111.5	45.683	200.4	216.0	<u>2:04.444</u>		8	40.514	137.8	40.626	107.4	46.279	198.9	207.7	2:07.419	
4	<u>39.609</u>	<u>154.3</u>	39.522	111.6	45.744	<u>201.5</u>	<u>217.3</u>	2:04.875		9	40.805	132.5	41.090	95.9	46.756	197.4	213.9	2:08.651	
5	40.229	146.9	40.263	109.3	46.855	200.4	216.0	2:07.347		10	39.884	146.3	39.765	108.2	45.919	199.3	211.4	2:05.568	

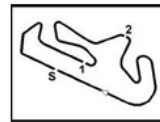
110 LUÍS CARLOS (PT)								FORD ANGLIA											
lap	Sect-1	Speed	Sect-2	Speed	Sect-3	Speed	TopSpeed	laptime	pit	lap	Sect-1	Speed	Sect-2	Speed	Sect-3	Speed	Topspeed	laptime	pit
1		121.2	43.823	99.1	<u>49.599</u>		161.9	2:21.498		6	43.475	143.4	43.333	98.5	50.852	175.6	184.0	2:17.660	
2	43.789	141.5	43.356	99.4	50.466	<u>182.7</u>	<u>189.1</u>	2:17.611		7	43.502	149.4	43.707	92.9	50.623	175.0	183.4	2:17.832	
3	43.732	138.8	43.760	95.7	51.027	177.0	185.9	2:18.519		8	43.731	135.8	43.684	90.5	50.138	174.5	176.2	2:17.553	
4	44.033	134.0	44.019	101.4	51.708	175.3	184.9	2:19.760		9	43.867	134.7	44.919	<u>103.1</u>	50.078	175.0	188.5	2:18.864	
5	43.612	142.9	43.359	92.6	50.427	171.2	183.4	<u>2:17.398</u>		10									

111 FERNANDO XAVIER (PT)								VW SCIROCCO											
lap	Sect-1	Speed	Sect-2	Speed	Sect-3	Speed	TopSpeed	laptime	pit	lap	Sect-1	Speed	Sect-2	Speed	Sect-3	Speed	Topspeed	laptime	pit
1	50.614	136.4	44.327	100.7	51.248	94.5	154.9	2:26.189		6	44.949	<u>137.6</u>	43.930	93.7	50.448	157.7	156.3	2:19.327	
2	46.224	130.9	43.342	99.7	50.278	150.0	145.0	2:19.844		7	45.803	130.8	43.563	100.0	50.503	159.8	154.9	2:19.869	
3	45.448	135.2	43.332	98.6	50.107	159.5	154.7	2:18.887		8	45.586	132.8	43.627	95.2	<u>50.009</u>	159.5	<u>157.0</u>	2:19.222	
4	45.645	135.2	<u>43.175</u>	<u>108.7</u>	50.284	159.3	155.6	2:19.104		9	<u>44.773</u>	136.9	43.184	102.2	50.611	159.1	156.7	<u>2:18.568</u>	
5	44.956	133.5	43.282	102.5	50.463	157.4	156.7	2:18.701		10	45.250	133.8	43.833	97.8	51.064	<u>160.2</u>	156.5	2:20.147	

117 JORDÃO-JORDÃO (PT)								PORSCHE 928S											
lap	Sect-1	Speed	Sect-2	Speed	Sect-3	Speed	TopSpeed	laptime	pit	lap	Sect-1	Speed	Sect-2	Speed	Sect-3	Speed	Topspeed	laptime	pit
1		101.8	46.401	102.8	51.903		165.4	2:34.401		6	44.001	121.3	44.316	<u>112.0</u>	54.351	<u>191.8</u>	<u>205.7</u>	2:22.668	
2	43.729	<u>129.0</u>	44.831	98.0		182.7	189.1	2:26.226		7	45.738	111.2	45.962	94.7	53.899	182.7	181.5	2:25.599	
3	Out	120.5	45.917	94.6	51.846		3:06.785	P		8	46.550	117.3	46.684	90.0	54.101	183.7	179.4	2:27.335	
4	<u>43.697</u>	121.9	44.128	103.3	<u>50.671</u>	188.2	190.5	<u>2:18.496</u>		9	47.613	121.9	46.909	85.7	1:04.365	175.9	161.0	2:38.887	
5	44.405	122.9	<u>44.061</u>	104.5	51.196	190.8	193.9	2:19.662		10									

120 RUI ALVES (PT)								FORD ESCORT RS1600											
lap	Sect-1	Speed	Sect-2	Speed	Sect-3	Speed	TopSpeed	laptime	pit	lap	Sect-1	Speed	Sect-2	Speed	Sect-3	Speed	Topspeed	laptime	pit
1		157.4	<u>40.089</u>	107.0	47.465		182.1	2:10.154		6	40.421	152.5	41.502	99.5	47.785	193.2	211.4	2:09.708	
2	<u>40.027</u>	<u>161.7</u>	40.152	<u>115.9</u>	<u>47.078</u>	<u>200.4</u>	<u>213.9</u>	<u>2:07.257</u>		7	40.691	154.1	40.437	111.2	48.959	193.2	210.9	2:10.087	
3	40.239	155.8	40.959	107.5	47.232	195.7	212.2	2:08.430		8	40.913	154.3	41.326	100.7	47.503	194.2	210.5	2:09.742	
4	40.513	154.5	40.530	108.0	47.128	194.9	211.8	2:08.171		9	41.069	156.3	41.294	94.6	48.064	192.9	210.9	2:10.427	
5	41.158	153.2	40.851	110.7	47.281	194.2	211.8	2:09.290		10	40.553	149.8	43.630	106.7	47.614	192.9	210.9	2:11.797	

125 JOSÉ ARTUR TEIXEIRA (PT)								AUSTIN MINI											
lap	Sect-1	Speed	Sect-2	Speed	Sect-3	Speed	TopSpeed	laptime	pit	lap	Sect-1	Speed	Sect-2	Speed	Sect-3	Speed	Topspeed	laptime	pit
1		137.4	43.336	102.3	<u>48.191</u>		163.6	2:18.006		6	43.692	146.5	42.486	111.1	49.290	175.0	183.7	2:15.468	
2	<u>42.873</u>	137.8	42.295	103.1	48.193	<u>178.8</u>	<u>184.9</u>	<u>2:13.361</u>		7	43.514	<u>151.0</u>	42.453	107.4	49.282	173.4	178.2	2:15.249	
3	43.067	146.5	<u>42.046</u>	106.8	48.646	<u>178.8</u>	180.0	2:13.759		8	43.494	147.5	42.371	<u>111.6</u>	49.672	175.9	184.3	2:15.537	
4	43.033	143.0	42.133	108.8	49.226	176.5	181.8	2:14.392		9	43.559	148.6	42.882	105.2	49.885	175.6	178.2	2:16.326	
5	43.321	145.6	42.179	106.0	48.936	173.9	179.7	2:14.436		10	43.782	<u>151.0</u>	43.194	100.7	50.101	174.8	179.7	2:17.077	



Algarve Classic Festival 2017

Autodromo Int. Algarve

CNCC 26 - 29 October 2017
 Laps and Sector Times - Race 1 Autodromo Internacional Algarve - 4652 mtr.

128 RUI DUARTE (PT)										VW GTI									
lap	Sect-1	Speed	Sect-2	Speed	Sect-3	Speed	TopSpeed	laptime	pit	lap	Sect-1	Speed	Sect-2	Speed	Sect-3	Speed	Topspeed	laptime	pit
1	51.644	133.0	45.291	102.9	51.652	115.6	141.0	2:28.587		6	<u>43.434</u>	142.9	46.927	112.4	49.539	192.9	<u>198.5</u>	2:19.900	
2	44.209	130.3	44.456	112.1	50.866	188.2	187.2	2:19.531		7	45.463	127.4	44.693	106.0	<u>48.846</u>	192.5	196.7	2:19.002	
3	43.512	131.2	<u>43.812</u>	106.5	49.776	184.9	191.2	<u>2:17.100</u>		8	46.067	131.4	44.956	103.4	50.227	<u>194.2</u>	198.2	2:21.250	
4	43.513	137.2	45.456	<u>117.8</u>	50.247	188.5	197.8	2:19.216		9	45.299	<u>145.9</u>	46.001	110.1	51.127	191.2	162.2	2:22.427	
5	44.495	127.4	44.325	108.5	49.368	191.5	197.8	2:18.188		10									

132 JORGE CRUZ (PT)										BMW 323i									
lap	Sect-1	Speed	Sect-2	Speed	Sect-3	Speed	TopSpeed	laptime	pit	lap	Sect-1	Speed	Sect-2	Speed	Sect-3	Speed	Topspeed	laptime	pit
1		144.8	41.924	104.4	48.737		164.9	2:16.504		6	42.624	140.6	42.417	92.0	48.357	<u>189.1</u>	191.2	2:13.398	
2	42.397	129.3	<u>41.684</u>	99.7	48.510	182.7	190.8	2:12.591		7	<u>42.038</u>	147.1	42.068	105.7	48.348	184.9	190.5	2:12.454	
3	42.276	136.7	41.845	98.4	47.668	186.9	<u>192.2</u>	<u>2:11.789</u>		8	42.318	<u>152.5</u>	42.525	96.5	48.556	182.4	184.0	2:13.399	
4	42.606	136.4	41.877	98.2	51.076	186.5	<u>192.2</u>	2:15.559		9	42.091	147.7	42.839	106.2	48.794	183.4	184.9	2:13.724	
5	43.387	137.9	42.291	91.0	<u>47.427</u>	177.0	188.2	2:13.105		10	42.733	129.8	43.151	<u>107.7</u>	48.958	184.9	184.9	2:14.842	

145 JOAQUIM SOARES (PT)										LOTUS ELAN									
lap	Sect-1	Speed	Sect-2	Speed	Sect-3	Speed	TopSpeed	laptime	pit	lap	Sect-1	Speed	Sect-2	Speed	Sect-3	Speed	Topspeed	laptime	pit
1		<u>149.0</u>	<u>41.590</u>	102.9	48.736		168.0	2:14.958		4	42.233	141.4	41.971	99.4	49.867	<u>192.9</u>	203.0	2:14.071	
2	42.530	137.4	41.976	<u>105.0</u>	<u>48.664</u>	187.2	<u>205.3</u>	2:13.170		5	42.201	148.6	42.445	100.3	49.179	188.2	197.8	2:13.825	
3	<u>41.936</u>	137.1	41.940	103.2	48.674	188.8	203.0	<u>2:12.550</u>		6									

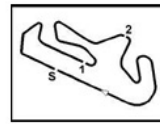
150 Alexandre Guimaraes (PT)										LOTUS ELAN									
lap	Sect-1	Speed	Sect-2	Speed	Sect-3	Speed	TopSpeed	laptime	pit	lap	Sect-1	Speed	Sect-2	Speed	Sect-3	Speed	Topspeed	laptime	pit
1		<u>143.6</u>	41.863	104.4	49.206		168.8	2:16.261		3	42.018	133.7	41.686	95.2	<u>47.889</u>	<u>194.6</u>	<u>207.7</u>	<u>2:11.593</u>	
2	42.252	130.3	41.691	97.6	48.580	191.8	204.9	2:12.523		4	<u>41.747</u>	135.8	<u>41.612</u>	<u>105.8</u>		192.5	206.1	3:07.654	

155 LUÍS NUNES (PT)										FORD ESCORT MK2									
lap	Sect-1	Speed	Sect-2	Speed	Sect-3	Speed	TopSpeed	laptime	pit	lap	Sect-1	Speed	Sect-2	Speed	Sect-3	Speed	Topspeed	laptime	pit
1	Out	130.1	44.930	109.0	<u>51.445</u>			2:20.936		3	43.837	<u>147.3</u>	<u>43.451</u>	<u>111.8</u>	51.752	177.0	<u>193.2</u>	<u>2:19.040</u>	
2	44.689	135.3	44.259	97.3	52.404	<u>177.3</u>	188.2	2:21.352		4	<u>43.480</u>	127.2	44.345	110.4		175.9	190.8	2:27.921	

166 FRANCISCO PINTO (PT)										BMW 2002									
lap	Sect-1	Speed	Sect-2	Speed	Sect-3	Speed	TopSpeed	laptime	pit	lap	Sect-1	Speed	Sect-2	Speed	Sect-3	Speed	Topspeed	laptime	pit
1	48.042	135.3	43.717	103.7	48.969	101.4	168.5	2:20.728		4	42.861	127.7	42.516	96.8	<u>47.961</u>	190.1	206.5	2:13.338	
2	41.901	<u>138.8</u>	42.647	<u>104.3</u>	48.300	191.2	206.5	2:12.848		5	41.775	136.7	<u>41.987</u>	103.0	48.077	189.8	204.2	<u>2:11.839</u>	
3	<u>41.549</u>	138.5	46.162	103.1	48.302	192.2	204.2	2:16.013		6									

170 RÔMULO MINEIRO (PT)										FORD ESCORT RS2000									
lap	Sect-1	Speed	Sect-2	Speed	Sect-3	Speed	TopSpeed	laptime	pit	lap	Sect-1	Speed	Sect-2	Speed	Sect-3	Speed	Topspeed	laptime	pit
1		<u>139.9</u>	42.667	<u>101.4</u>	48.308		162.4	2:17.184		6	42.186	133.0	42.592	97.3	48.419	187.5	<u>196.0</u>	2:13.197	
2	42.316	123.3	42.407	95.3	47.967	188.2	189.8	2:12.690		7	42.790	136.7	42.797	95.7	51.615	185.9	180.3	2:17.202	
3	<u>42.012</u>	128.3	42.263	100.4	<u>47.785</u>	<u>190.1</u>	193.9	<u>2:12.060</u>		8	43.830	126.6	42.728	94.8	48.844	185.6	170.9	2:15.402	
4	42.305	127.7	42.458	97.4	49.691	188.8	189.8	2:14.454		9	43.216	134.2	44.526	92.8	49.333	187.5	172.8	2:17.075	
5	42.870	137.8	<u>42.231</u>	95.9	47.865	182.4	193.9	2:12.966		10	43.847	120.9	43.829	92.8	50.026	185.9	170.1	2:17.702	

171 JOÃO CRUZ (PT)										BMW 323i									
lap	Sect-1	Speed	Sect-2	Speed	Sect-3	Speed	TopSpeed	laptime	pit	lap	Sect-1	Speed	Sect-2	Speed	Sect-3	Speed	Topspeed	laptime	pit
1	51.034	115.5	<u>47.333</u>	91.8	53.453	138.3	146.5	2:31.820		6	47.693	122.0	47.837	90.7	53.815	161.0	159.8	2:29.345	
2	<u>46.300</u>	<u>135.5</u>	48.325	89.1	53.863	<u>171.7</u>	<u>180.9</u>	2:28.488		7	46.895	126.8	47.412	90.0	<u>52.879</u>	163.1	167.7	<u>2:27.186</u>	
3	47.675	122.4	48.338	88.5	54.218	161.9	168.2	2:30.231		8	46.676	127.2	47.529	89.0	53.076	163.1	168.5	2:27.281	
4	47.803	120.4	48.185	92.0	53.702	161.9	168.2	2:29.690		9	47.358	116.9	48.055	<u>92.7</u>	53.522	161.2	164.6	2:28.935	
5	47.642	126.5	47.628	92.5	53.375	160.7	165.1	2:28.645		10									



Algarve Classic Festival 2017

Autodromo Int. Algarve

CNCC 26 - 29 October 2017
 Laps and Sector Times - Race 1 Autodromo Internacional Algarve - 4652 mtr.

176 DUARTE FRAGA(PT)									FORD ESCORT MKII								
lap	Sect-1	Speed	Sect-2	Speed	Sect-3	Speed	TopSpeed	laptime pit	lap	Sect-1	Speed	Sect-2	Speed	Sect-3	Speed	Topspeed	laptime pit
1		128.1	43.273	96.4	49.189		161.9	2:20.183	6	42.832	140.3	43.127	104.2	49.682	188.8	196.0	2:15.641
2	42.687	145.6	43.564	93.5	49.266	189.5	198.9	2:15.517	7	42.328	143.6	42.592	95.8	49.077	188.2	201.9	2:13.997
3	42.384	137.4	42.877	98.5	48.929	190.1	203.0	2:14.190	8	<u>42.192</u>	<u>150.6</u>	<u>42.312</u>	102.6	<u>48.745</u>	189.1	203.0	<u>2:13.249</u>
4	43.613	137.9	42.895	98.4	49.163	188.5	200.4	2:15.671	9	53.326	139.9	43.233	96.6	49.523	189.1	<u>203.4</u>	2:26.082
5	42.441	136.4	42.409	<u>104.3</u>	49.299	<u>190.8</u>	203.0	2:14.149	10	43.096	146.3	42.900	99.4	50.414	188.2	192.9	2:16.410

180 JOÃO LIMA (PT)									ALFA ROMEO 1750 GT								
lap	Sect-1	Speed	Sect-2	Speed	Sect-3	Speed	TopSpeed	laptime pit	lap	Sect-1	Speed	Sect-2	Speed	Sect-3	Speed	Topspeed	laptime pit
1	53.038	132.5	45.980	<u>114.3</u>	51.750	106.4	137.1	2:30.768	6	45.740	132.2	47.117	101.7	51.555	168.5	177.9	2:24.412
2	45.613	129.8	46.481	105.4	52.201	<u>172.5</u>	<u>180.3</u>	2:24.295	7	<u>45.508</u>	132.4	45.931	106.3	51.442	168.0	177.9	2:22.881
3	46.301	134.2	45.281	102.4	51.973	169.8	177.6	2:23.555	8	45.790	<u>139.9</u>	46.332	98.8	<u>50.403</u>	169.5	178.2	<u>2:22.525</u>
4	46.252	128.3	<u>45.152</u>	106.4	52.353	168.0	178.8	2:23.757	9	45.612	133.5	47.372	96.1	50.684	170.3	179.1	2:23.668
5	45.944	134.5	45.654	103.6	51.159	164.9	177.9	2:22.757	10								

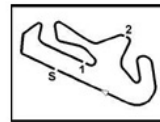
193 PEDRO SERRADOR(PT)									BMW 323i								
lap	Sect-1	Speed	Sect-2	Speed	Sect-3	Speed	TopSpeed	laptime pit	lap	Sect-1	Speed	Sect-2	Speed	Sect-3	Speed	Topspeed	laptime pit
1		136.4	44.165	101.9	50.101		150.2	2:25.650	6	43.555	130.4	44.093	97.2	49.734	178.8	186.5	2:17.382
2	43.508	135.3	44.246	106.3	50.079	179.1	186.2	2:17.833	7	43.483	140.8	44.043	99.4	49.380	179.1	186.9	<u>2:16.906</u>
3	43.736	131.2	<u>43.930</u>	<u>110.2</u>	50.146	179.4	186.9	2:17.812	8	<u>43.381</u>	137.6	44.431	95.0	49.492	<u>182.1</u>	187.5	2:17.304
4	43.849	133.2	44.221	97.5	49.671	179.1	186.9	2:17.741	9	43.613	136.0	44.353	105.2	<u>49.366</u>	177.3	<u>189.5</u>	2:17.332
5	43.682	132.4	43.955	97.1	49.467	178.8	185.9	2:17.104	10	43.565	<u>141.4</u>	43.970	100.4	49.818	179.1	185.6	2:17.353

202 VELOSO AMARAL (PT)									CLAN CRUSADER								
lap	Sect-1	Speed	Sect-2	Speed	Sect-3	Speed	TopSpeed	laptime pit	lap	Sect-1	Speed	Sect-2	Speed	Sect-3	Speed	Topspeed	laptime pit
1	56.280	114.8	53.600	85.7	57.964	121.6	131.1	2:47.844	5	55.420	109.0	54.018	90.1	59.769	146.7	146.5	2:49.207
2	53.485	115.1	54.479	84.2	59.842	149.8	143.8	2:47.806	6	54.105	<u>128.7</u>	<u>52.913</u>	<u>94.7</u>	<u>57.324</u>	144.6	141.5	2:44.342
3	55.025	116.4	53.997	88.7	57.893	138.3	136.0	2:46.915	7	52.704	122.3	53.671	92.6	59.674	<u>150.4</u>	<u>148.4</u>	2:46.049
4	<u>52.674</u>	120.1	53.401	91.0	58.043	145.2	<u>148.4</u>	<u>2:44.118</u>	8	59.596	114.6	54.962	91.7	1:01.217	128.7	109.4	2:55.775

205 FILIPE NOGUEIRA(PT)									MORRIS MINI 1275 GT								
lap	Sect-1	Speed	Sect-2	Speed	Sect-3	Speed	TopSpeed	laptime pit	lap	Sect-1	Speed	Sect-2	Speed	Sect-3	Speed	Topspeed	laptime pit
1		136.0	44.255	106.7	56.601		149.8	2:30.389	6	44.846	142.5	44.217	106.4	50.174	169.5	<u>177.6</u>	2:19.237
2	45.310	135.2	44.452	97.2	51.034	<u>172.8</u>	173.6	2:20.796	7	44.670	<u>145.6</u>	45.888	98.1	50.706	169.0	173.1	2:21.264
3	45.844	136.5	43.876	107.8	50.716	168.5	175.9	2:20.436	8	45.535	138.1	44.617	<u>114.6</u>	50.819	168.2	176.5	2:20.971
4	<u>44.608</u>	143.2	<u>43.568</u>	105.4	50.815	167.7	176.8	<u>2:18.991</u>	9	45.869	135.2	44.414	103.3	<u>50.171</u>	168.2	176.2	2:20.454
5	45.102	144.8	43.968	109.6	50.503	167.2	176.5	2:19.573	10								

215 ARNALDO MARQUES (PT)									DATSUN 1200								
lap	Sect-1	Speed	Sect-2	Speed	Sect-3	Speed	TopSpeed	laptime pit	lap	Sect-1	Speed	Sect-2	Speed	Sect-3	Speed	Topspeed	laptime pit
1		137.2	44.241	<u>109.0</u>	50.162		155.4	2:24.038	6	44.939	<u>143.2</u>	44.004	91.8	50.687	171.2	<u>177.0</u>	2:19.630
2	45.177	130.3	44.947	100.9	50.745	<u>172.0</u>	170.9	2:20.869	7	45.463	141.5	<u>43.994</u>	92.2	50.302	170.3	170.1	2:19.759
3	<u>44.577</u>	143.0	44.333	97.7	52.087	170.3	169.5	2:20.997	8	45.346	140.3	44.217	98.8	50.575	<u>172.0</u>	<u>177.0</u>	2:20.138
4	44.896	130.3	44.626	96.6	51.723	170.9	176.8	2:21.245	9	45.372	141.4	44.321	94.5	51.340	168.2	169.8	2:21.033
5	45.021	141.9	44.192	92.2	<u>50.051</u>	169.0	163.4	<u>2:19.264</u>	10								

218 JOÃO BRAGA (PT)									DATSUN 1200								
lap	Sect-1	Speed	Sect-2	Speed	Sect-3	Speed	TopSpeed	laptime pit	lap	Sect-1	Speed	Sect-2	Speed	Sect-3	Speed	Topspeed	laptime pit
1	52.211	138.1	47.600	<u>105.3</u>	53.829	128.1	124.3	2:33.640	6	<u>46.084</u>	132.2	46.939	93.5	1:13.777	162.4	172.5	2:46.800
2	46.625	<u>145.0</u>	46.736	90.4	54.073	<u>163.9</u>	<u>174.2</u>	2:27.434	7	46.616	133.8	46.622	95.2	53.793	162.2	165.6	2:27.031
3	47.262	128.0	47.007	100.7	54.432	<u>163.9</u>	166.7	2:28.701	8	46.668	141.5	<u>46.534</u>	91.0	<u>53.612</u>	160.5	171.4	<u>2:26.814</u>
4	46.575	137.1	48.032	96.3	54.414	161.2	172.0	2:29.021	9	46.878	115.4	47.329	83.2	53.969	163.4	172.2	2:28.176
5	46.691	138.6	47.516	94.2	53.985	159.8	170.6	2:28.192	10								



Algarve Classic Festival 2017
Autodromo Int. Algarve

CNCC

26 - 29 October 2017

Laps and Sector Times - Race 1

Autodromo Internacional Algarve - 4652 mtr.

220 FERNANDO CHARAIS (PT)									DATSUN 120Y								
lap	Sect-1	Speed	Sect-2	Speed	Sect-3	Speed	TopSpeed	laptime pit	lap	Sect-1	Speed	Sect-2	Speed	Sect-3	Speed	Topspeed	laptime pit
1	54.199	115.3	48.895	<u>96.3</u>	55.247	119.9	135.2	2:38.341	6	49.083	132.4	<u>47.848</u>	93.3	56.243	149.0	159.5	2:33.174
2	49.579	131.2	48.318	89.9	54.609	<u>157.0</u>	165.1	2:32.506	7	<u>48.029</u>	134.3	48.152	88.7	55.253	153.4	163.1	2:31.434
3	48.538	132.7	48.660	90.4	54.955	156.7	164.6	2:32.153	8	48.436	<u>138.5</u>	47.990	90.3	<u>54.054</u>	154.3	163.9	<u>2:30.480</u>
4	48.153	137.4	48.295	91.2	54.626	155.2	164.1	2:31.074	9	49.867	130.8	48.313	91.1	54.605	155.6	163.4	2:32.785
5	48.375	132.5	49.310	92.7	56.089	154.9	<u>165.6</u>	2:33.774	10								

226 LUÍS SOUSA COSTA (PT)									DATSUN 1200								
lap	Sect-1	Speed	Sect-2	Speed	Sect-3	Speed	TopSpeed	laptime pit	lap	Sect-1	Speed	Sect-2	Speed	Sect-3	Speed	Topspeed	laptime pit
1	55.867	109.0	<u>50.871</u>	<u>90.8</u>	<u>57.000</u>	121.8	136.0	2:43.738	5	53.738	117.5	52.867	86.8	59.485	142.3	144.0	2:46.090
2	<u>51.428</u>	117.0	51.172	85.5	58.314	145.7	153.2	<u>2:40.914</u>	6	52.606	123.4	51.826	83.7	1:00.007	143.8	150.8	2:44.439
3	52.536	118.4	51.810	84.2	58.770	145.0	147.9	2:43.116	7	52.468	126.3	51.642	80.4	59.227	140.8	<u>153.8</u>	2:43.337
4	53.122	120.0	52.018	85.4	58.662	<u>146.1</u>	151.3	2:43.802	8	52.491	124.6	52.054	80.1	58.912	143.8	152.1	2:43.457

252 JOSÉ FAFI ÆES (PT)									DATSUN 1200								
lap	Sect-1	Speed	Sect-2	Speed	Sect-3	Speed	TopSpeed	laptime pit	lap	Sect-1	Speed	Sect-2	Speed	Sect-3	Speed	Topspeed	laptime pit
1	54.805	124.9	49.759	94.7	<u>55.204</u>	115.3	137.1	2:39.768	6	50.418	123.7	49.877	89.9	55.319	142.3	147.3	2:35.614
2	50.292	128.0	49.905	94.2	55.677	<u>145.6</u>	<u>150.0</u>	2:35.874	7	<u>49.760</u>	125.9	<u>49.376</u>	<u>96.1</u>	55.336	145.4	149.2	<u>2:34.472</u>
3	50.737	<u>130.0</u>	49.853	93.0	55.606	144.8	148.8	2:36.196	8	50.668	127.5	49.656	95.0	55.503	142.7	146.5	2:35.827
4	50.386	126.2	49.536	94.7	55.604	143.2	148.4	2:35.526	9	50.280	127.8	49.857	95.9	55.380	143.2	147.1	2:35.517
5	50.202	129.2	49.513	95.3	55.630	145.2	<u>150.0</u>	2:35.345	10								

272 LUÍS ALEGRIA (PT)									DATSUN 1200								
lap	Sect-1	Speed	Sect-2	Speed	Sect-3	Speed	TopSpeed	laptime pit	lap	Sect-1	Speed	Sect-2	Speed	Sect-3	Speed	Topspeed	laptime pit
1		141.7	44.045	108.2	51.453		156.5	2:26.131	6	44.812	135.2	43.647	101.4	<u>49.701</u>	166.9	182.7	2:18.160
2	43.668	128.9	44.839	102.0	52.151	<u>177.9</u>	187.8	2:20.658	7	<u>43.308</u>	<u>148.6</u>	43.255	107.9	49.876	174.5	<u>188.8</u>	<u>2:16.439</u>
3	51.466	119.7	44.338	100.2	51.268	130.6	138.8	2:27.072	8	44.516	137.1	43.161	<u>110.1</u>	49.816	175.0	<u>188.8</u>	2:17.493
4	44.601	125.6	44.460	103.8	50.550	173.9	186.2	2:19.611	9	46.126	135.2	<u>42.947</u>	105.3	49.956	171.7	182.7	2:19.029
5	44.437	125.9	43.675	107.1	50.071	167.2	182.7	2:18.183	10	56.295	100.7	55.597	89.7		166.4	128.4	3:08.532