

2017 MICHELIN LE MANS CUP - COLLECTIVE TEST SESSION

23-04-2017

21 - 23 April 2017

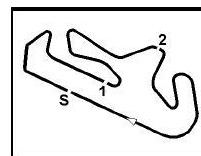
Laps and Sector Times - Track Session 3

Autodromo Internacional Algarve - 4652 mtr.

4 Busnelli-Babini									Ligier JS P3 - Nissan										
lap	Sect-1	Speed	Sect-2	Speed	Sect-3	Speed	TopSpeed	laptime	pit	lap	Sect-1	Speed	Sect-2	Speed	Sect-3	Speed	Topspeed	laptime	pit
1	Out	151.3	38.333	120.0	41.780			2:01.606		20	32.647	198.2	32.330	<u>168.0</u>	39.693	236.3	252.9	1:44.670	
2	33.651	184.6	32.755	141.9	38.017	229.8	248.8	1:44.423		21	32.690	201.5	32.671	149.4	38.080	236.8	252.9	1:43.441	
3	32.820	184.9	32.599	135.2	37.663	237.9	254.1	1:43.082		22	32.832	201.5	32.601	148.4	38.041	237.9	254.1	1:43.474	
4	32.186	203.0	32.473	140.6	37.483	237.4	254.7	1:42.142		23	32.957	205.3	33.223	149.2	37.985	237.9	255.3	1:44.165	
5	32.418	208.1	32.530	141.7		238.4	255.9	1:47.989		24	32.765	204.9	33.112	153.4	39.375	236.8	253.5	1:45.252	
6	Out	168.5	33.692	127.4	38.046			11:08.566	P	25	32.577	211.8	32.755	148.1	38.274	237.4	254.1	1:43.606	
7	32.540	198.5	32.317	146.7	37.497	237.4	256.5	1:42.354		26	32.413	<u>212.6</u>	32.552	137.9	38.363	237.9	254.7	1:43.328	
8	32.443	185.2	32.819	143.4	37.307	236.8	255.9	1:42.569		27	35.193	176.8	34.459	130.0		236.8	252.9	1:52.968	
9	<u>32.011</u>	208.1	<u>32.135</u>	150.2	37.938	239.5	257.8	1:42.084		28	Out	160.5	35.303	130.6	41.118			49:40.051	P
10	32.172	197.4	32.330	144.8	37.407	237.9	258.4	1:41.909		29	32.604	200.7	32.512	148.8	37.661	236.8	254.7	1:42.777	
11	32.236	208.5	32.252	138.5	<u>37.179</u>	239.5	255.9	<u>1:41.667</u>		30	32.087	205.3	32.236	138.6	37.580	240.0	257.1	1:41.903	
12	32.818	179.1	33.026	135.7		240.5	255.9	1:45.693		31	32.645	191.2	33.575	132.0	38.827	240.5	258.4	1:45.047	
13	Out		In	139.0	39.795			14:01.337	P	32	32.067	203.8	32.194	154.5	37.767	<u>242.2</u>	257.8	1:42.028	
14	33.464	178.2	34.115	145.6	38.492	233.3	248.8	1:46.071		33	32.689	193.2	33.519	124.6	38.154	241.6	258.4	1:44.362	
15	33.662	201.5	33.588	145.4	38.830	233.8	250.6	1:46.080		34	32.252	200.4	32.150	137.6	37.305	241.1	258.4	1:41.707	
16	36.618	118.7	33.879	137.4	38.610	232.3	251.2	1:49.107		35	35.107	193.9	33.698	127.4	38.922	<u>242.2</u>	<u>259.6</u>	1:47.727	
17	33.528	200.7	1:25.820	116.3		234.3	253.5	2:44.796		36	32.206	207.3	32.149	152.3	37.826	241.6	258.4	1:42.181	
18	Out	150.0	35.994	136.5	39.994			9:06.296	P	37	32.923	199.6	32.843	134.3		241.6	<u>259.6</u>	1:46.716	
19	33.394	191.5	1:15.596	126.9	41.105	234.3	251.7	2:30.095		38									

7 Mowle-Keen									Mercedes AMG GT3										
lap	Sect-1	Speed	Sect-2	Speed	Sect-3	Speed	TopSpeed	laptime	pit	lap	Sect-1	Speed	Sect-2	Speed	Sect-3	Speed	Topspeed	laptime	pit
1	Out	162.9	37.092	104.8	44.576			1:58.457		18	34.016	<u>211.8</u>	33.608	128.7	39.774	236.3	258.4	1:47.398	
2	34.061	195.7	33.266	136.5	38.607	231.8	252.9	1:45.934		19	34.659	181.8	34.378	127.1	39.963	238.9	257.8	1:49.000	
3	32.831	204.5	32.688	139.2	38.088	238.9	257.1	1:43.607		20	33.595	204.9	33.422	125.1	39.777	237.9	258.4	1:46.794	
4	32.665	204.2	32.483	141.7	37.974	240.0	258.4	1:43.122		21	33.798	197.4	34.548	120.7		237.9	258.4	1:53.151	
5	32.528	210.1	<u>32.381</u>	<u>150.0</u>	38.404	241.6	259.0	1:43.313		22	Out	180.9	33.612	139.0	39.943			43:40.205	P
6	32.650	198.5	33.723	132.8		241.6	259.6	1:47.124		23	33.408	201.5	32.919	140.6	38.479	239.5	260.2	1:44.806	
7	Out	187.5	33.217	135.2	38.377			8:27.786	P	24	32.783	187.5	32.839	140.4	38.178	242.7	262.1	1:43.800	
8	32.728	208.5	34.130	133.2		240.0	257.8	1:50.658		25	32.644	205.7	32.736	143.0	38.005	244.9	<u>262.8</u>	1:43.385	
9	Out	199.3	32.934	137.9	38.448			6:52.481	P	26	32.828	203.0	33.326	120.8		<u>245.5</u>	<u>262.8</u>	1:47.287	
10	32.553	206.5	32.800	140.4	37.987	240.0	257.1	1:43.340		27	Out	131.9	40.404	103.3	47.542			4:51.457	P
11	<u>32.429</u>	199.6	32.496	144.0	<u>37.913</u>	242.7	260.2	<u>1:42.838</u>		28	38.342	120.9	36.548	119.6	42.333	227.8	245.5	1:57.223	
12	32.500	208.1	32.588	141.2		243.2	260.9	1:45.150		29	33.483	210.1	33.338	130.0	39.001	238.9	259.6	1:45.822	
13	Out	183.4	34.124	133.8	39.988			10:31.349	P	30	33.615	198.2	33.450	129.2	39.558	240.5	261.5	1:46.623	
14	34.044	203.0	33.931	129.8	39.861	235.8	256.5	1:47.836		31	33.162	196.0	33.226	128.7	39.398	240.5	260.2	1:45.786	
15	34.063	200.4	33.595	126.2	39.768	238.9	257.8	1:47.426		32	33.163	211.4	33.485	123.9	39.579	240.5	260.9	1:46.227	
16	33.999	190.8	34.052	129.2	41.030	238.4	256.5	1:49.081		33	34.017	183.7	34.997	117.4		237.9	259.6	1:50.991	
17	33.812	207.3	33.620	127.2	39.899	236.8	257.8	1:47.331		34									

8 Mézard-Belicchi									Lamborghini Huracan GT3										
lap	Sect-1	Speed	Sect-2	Speed	Sect-3	Speed	TopSpeed	laptime	pit	lap	Sect-1	Speed	Sect-2	Speed	Sect-3	Speed	Topspeed	laptime	pit
1	Out	124.3	43.004	102.3	48.566			2:14.817		26	<u>32.074</u>	199.6	32.618	127.4	38.046	243.2	263.4	<u>1:42.738</u>	
2	39.834	139.4	36.649	122.6	41.163	216.9	247.7	1:57.646		27	32.173	211.4	32.728	117.9	40.628	244.3	264.1	1:45.529	
3	34.083	189.1	34.265	128.7	39.936	238.4	260.9	1:48.284		28	38.254	156.7	36.341	114.6	40.072	229.8	212.2	1:54.667	
4	33.378	202.2	33.753	121.2	39.802	238.9	262.1	1:46.933		29	32.363	207.7	35.927	114.3		242.7	263.4	1:54.701	
5	33.723	203.0	33.585	125.9	39.303	242.2	264.1	1:46.611		30	Out	124.0	42.795	108.1	45.563			22:07.767	P
6	32.879	185.9	33.871	122.2	39.063	242.7	262.1	1:45.813		31	33.963	196.4	34.072	126.5	39.697	236.3	259.0	1:47.732	
7	34.771	166.2	35.167	125.1	41.320	240.0	264.1	1:51.258		32	33.004	199.3	33.478	131.4	38.932	242.2	263.4	1:45.414	
8	34.233	186.9	33.726	126.9		240.5	265.4	1:49.854		33	32.935	<u>212.6</u>	33.680	131.4	38.964	242.7	264.1	1:45.579	
9	Out	183.7	34.309	121.5	40.458			5:39.549	P	34	32.990	205.3	33.416	118.7	40.125	243.2	257.8	1:46.531	
10	33.641	192.5	33.887	121.8	39.348	239.5	261.5	1:46.876		35	32.826	210.5	33.727	128.6	39.071	241.1	264.1	1:45.624	
11	12:29.598	164.1	34.711	123.4	39.891	240.0	261.5	13:44.200	P	36	33.315	206.9	33.709	<u>134.3</u>	41.105	242.2	<u>267.3</u>	1:48.129	
12	32.944	185.9	33.261	125.4	39.087	237.4	261.5	1:45.292		37	34.588	203.0	33.657	130.0	40.075	240.0	264.7	1:48.320	
13	32.743	195.7	33.495	119.5	39.103	242.2	262.8	1:45.341		38	35.410	149.4	40.920	122.6		242.7	262.1	2:04.741	
14	32.682	208.1	32.975	126.3	38.774	240.5	264.7	1:44.431		39	Out	158.1	37.022	126.3	41.127			28:58.663	P
15	32.593	201.9	33.042	122.9	38.747	240.5	263.4	1:44.382		40	33.955	184.9	35.559	125.1	39.622	237.4	260.9	1:49.136	
16	35.147	169.3	35.249	120.3		241.6	264.1	1:55.059		41	34.089	186.5	34.998	129.3	40.379	241.6	263.4	1:49.466	
17	Out	170.6	35.705	120.8	39.728			4:23.982	P	42	33.938	205.3	33.433	132.4	39.151	241.1	265.4	1:46.522	
18	33.260	196.7	33.291	125.6	39.214	237.4	260.9	1:45.765		43	33.187	183.4	45.726	107.1		242.7	264.1	2:08.853	
19	32.692	206.1	33.195	127.7	39.022	241.1	262.8	1:44.909		44	Out	151.9	38.257	120.0	39.414			10:13.771	P
20	32.629	200.7	32.903	120.3	38.843	240.0	263.4	1:44.375		45	32.703	187.8	33.451	117.4	38.609	240.5	263.4	1:44.763	
21	32.645	210.9	33.215	124.0	39.059	243.2	264.1	1:44.919		46	32.481	194.2	33.135	129.8	38.573	244.3	266.0	1:44.189	
22	35.875	174.5	35.327	114.2		243.2	262.8	1:59.005		47	32.449	200.0	32.873	128.9	38.424	244.9	265.4	1:43.746	



2017 MICHELIN LE MANS CUP - COLLECTIVE TEST SESSION

23-04-2017

21 - 23 April 2017

Laps and Sector Times - Track Session 3

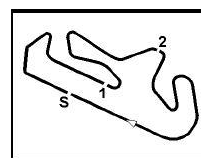
Autodromo Internacional Algarve - 4652 mtr.

23	Out	151.7	38.272	111.8	41.707			6:15.147	P	48	32.302	197.1	32.960	125.4	38.220	244.3	266.0	1:43.482
24		34.324	193.5	33.922	120.4	38.858	236.8	258.4	1:47.104	49	32.287	206.1	32.797	127.1	38.366	<u>246.0</u>	266.7	1:43.450
25		32.212	192.5	32.977	122.6	<u>37.970</u>	243.8	263.4	1:43.159	50								

14 Warburton-Kapadia										Ligier JS P3 - Nissan									
lap	Sect-1	Speed	Sect-2	Speed	Sect-3	Speed	TopSpeed	laptime	pit	lap	Sect-1	Speed	Sect-2	Speed	Sect-3	Speed	Topspeed	laptime	pit
1	Out	135.3	41.912	86.4	48.137			2:10.487		17	31.833	198.2	32.133	137.6	37.230	246.0	260.9	1:41.196	
2		37.517	165.4	36.878	108.8	42.995	198.9	220.4	1:57.390	18	31.843	200.0	33.421	121.8	37.230	244.3	261.5	1:46.165	
3		35.500	157.2	35.642	117.8	40.669	234.8	252.3	1:51.811	19	Out	181.5	32.397	136.7	36.836			14:53.441	P
4		34.002	200.4	34.678	107.6	39.745	237.4	254.7	1:48.425	20	31.862	212.6	31.930	135.3	36.908	246.0	<u>262.8</u>	1:40.700	
5		33.629	177.0	34.335	118.7	39.429	237.9	256.5	1:47.393	21	<u>31.651</u>	199.6	<u>31.811</u>	<u>143.6</u>	36.980	<u>247.7</u>	<u>262.8</u>	1:40.442	
6		38.992	151.3	36.836	107.1		238.4	256.5	2:06.697	22	31.677	192.9	31.965	140.1	<u>36.768</u>	246.0	<u>262.8</u>	<u>1:40.410</u>	
7	Out	154.7	37.931	112.4	42.334			39:16.708	P	23	32.192	<u>213.9</u>	32.250	135.2		247.1	262.1	1:48.127	
8		33.653	189.1	34.841	109.0	39.082	234.3	253.5	1:47.576	24	Out	146.9	38.461	109.9	42.024			6:27.316	P
9		33.323	179.7	34.475	110.5	39.080	240.0	256.5	1:46.878	25	33.940	169.0	34.519	123.1	39.524	235.8	256.5	1:47.983	
10		33.399	188.2	33.893	111.8	38.954	239.5	257.1	1:46.246	26	33.385	193.9	34.908	111.3	40.253	241.1	258.4	1:48.546	
11					107.5	41.211	240.0	235.8	1:55.776	27	33.453	184.0	33.839	111.9	39.407	237.4	257.1	1:46.699	
12		33.796	186.9	36.734	106.6	40.779	234.8	255.3	1:51.309	28	36.186	144.8	36.741	120.5	40.865	242.7	259.0	1:53.792	
13		33.902	191.5	35.590	109.1		236.8	257.1	1:56.376	29	33.580	184.6	34.889	104.0	39.812	236.3	257.1	1:48.281	
14	Out	167.2	33.227	133.3	37.201			43:39.906	P	30	37.903	143.4	35.491	105.2	39.696	238.4	257.1	1:53.090	
15		32.020	201.5	32.636	130.9	37.233	246.0	259.0	1:41.889	31	36.691	151.7	37.359	105.9		240.5	252.3	2:05.543	
16		31.816	202.6	32.133	138.3	37.578	244.9	259.6	1:41.527	32									

19 Ehrlacher-Capo										Norma M 30 - Nissan									
lap	Sect-1	Speed	Sect-2	Speed	Sect-3	Speed	TopSpeed	laptime	pit	lap	Sect-1	Speed	Sect-2	Speed	Sect-3	Speed	Topspeed	laptime	pit
1	Out	124.4	41.035	102.6	41.871			2:04.471		22	31.838	188.2	32.094	128.3		249.4	268.0	1:45.250	
2		34.442	174.8	33.902	129.5	38.116	238.9	244.9	1:46.460	23	Out	168.0	34.032	123.0	37.693			4:23.362	P
3		32.720	181.2	32.907	131.7	38.062	243.2	264.1	1:43.689	24	32.241	199.3	32.353	135.2	36.852	247.7	266.0	1:41.446	
4		32.295	195.3	32.416	134.3	37.646	247.1	265.4	1:42.357	25	31.763	197.4	31.990	135.2	37.194	<u>251.7</u>	269.3	1:40.947	
5		32.315	188.2	32.491	131.1	37.093	246.0	266.0	1:41.899	26	31.796	202.2	32.088	139.5	36.834	247.1	268.0	1:40.718	
6		31.936	192.2	32.225	127.4	37.383	248.3	268.7	1:41.544	27	31.823	201.9	31.959	135.3	36.862	249.4	267.3	1:40.644	
7		31.914	191.8	32.512	135.0	37.881	248.3	267.3	1:42.307	28	31.662	203.4	31.794	135.7	36.737	250.0	268.0	1:40.193	
8		32.316	193.2	32.496	129.7		245.5	265.4	1:47.992	29	<u>31.472</u>	204.5	31.986	133.2	36.745	251.2	268.0	1:40.203	
9	Out	160.0	37.960	120.1	39.136			14:49.490	P	30	31.724	201.9	34.523	126.6		250.0	<u>270.0</u>	1:48.945	
10		33.069	185.2	32.689	123.4	37.935	241.6	262.8	1:43.693	31	Out	175.3	34.271	129.2	40.450			23:54.835	P
11		32.655	188.5	32.309	128.4	36.979	249.4	268.0	1:41.943	32	32.173	200.7	32.408	129.5	36.916	244.3	262.1	1:41.497	
12		31.725	203.0	32.149	125.1		248.3	267.3	1:48.567	33	31.524	<u>211.4</u>	32.076	136.2	37.952	249.4	268.0	1:41.552	
13	Out	143.6	34.205	123.4	37.754			10:12.616	P	34	31.891	202.2	32.158	130.3	37.270	244.9	265.4	1:41.319	
14		32.268	183.4	32.364	136.7	36.910	246.6	265.4	1:41.542	35	31.701	200.0	32.057	136.0	36.823	251.2	268.7	1:40.581	
15		31.766	193.2	32.053	135.8	<u>36.711</u>	248.8	268.0	1:40.530	36	31.673	204.9	31.929	137.6	37.846	251.2	268.0	1:41.448	
16		31.564	200.7	<u>31.646</u>	<u>142.9</u>	36.740	249.4	268.7	<u>1:39.950</u>	37	31.687	199.6	31.972	135.7	36.786	249.4	268.0	1:40.445	
17		31.777	187.5	32.326	135.5		248.3	267.3	1:45.586	38	31.601	203.4	31.858	136.0		249.4	267.3	1:45.604	
18	Out	153.8	34.290	122.9	37.875			11:30.398	P	39	Out	181.8	32.758	129.0	37.179			51:54.523	P
19		32.482	189.8	32.156	133.8	36.940	247.1	266.0	1:41.578	40	31.687	201.5	31.817	141.0	37.762	251.2	268.0	1:41.266	
20					138.3	36.762	251.2	267.3	1:40.591	41	31.779	201.1	32.460	141.0	40.902	244.9	265.4	1:45.141	
21		31.740	198.9	32.011	135.7	36.974	250.0	268.0	1:40.725	42									

20 Baker-Barker										Porsche 911 GT3 R									
lap	Sect-1	Speed	Sect-2	Speed	Sect-3	Speed	TopSpeed	laptime	pit	lap	Sect-1	Speed	Sect-2	Speed	Sect-3	Speed	Topspeed	laptime	pit
1	Out	147.3	35.657	123.3	39.931			1:54.521		21	Out	161.4	37.780	96.5	44.066			36:44.312	P
2		33.258	180.0	33.219	119.3	38.542	246.6	268.7	1:45.019	22	34.166	192.2	34.368	<u>134.7</u>	41.167	237.4	261.5	1:49.701	
3		32.654	195.3	32.694	123.0	38.366	248.8	272.0	1:43.714	23	36.331	179.7	35.281	119.9	40.464	241.1	268.7	1:52.076	
4		32.421	170.3	33.062	126.2	37.969	250.0	274.8	1:43.452	24	34.615	173.6	35.360	128.3	41.999	240.0	266.0	1:51.974	
5		32.327	197.1	32.651	126.9	38.110	250.0	272.7	1:43.088	25	34.448	184.6	34.837	114.5	41.951	242.2	266.0	1:51.236	
6		34.251	153.0	34.635	115.1		251.2	274.1	1:51.598	26	34.597	181.8	35.044	116.6	40.946	242.2	268.7	1:50.587	
7	Out	148.8	38.407	108.0	42.782			8:39.613	P	27	35.006	171.7	34.846	117.8	41.680	243.8	268.0	1:51.532	
8		36.192	176.5	35.224	118.3	41.377	237.9	236.8	1:52.793	28	37.731	160.0	39.665	104.1		242.7	266.0	2:09.006	
9		35.939	170.6	35.139	114.0	41.303	243.2	269.3	1:52.381	29	Out	175.9	33.765	125.0	42.683			13:06.159	P
10		36.243	173.4	35.109	119.6	41.734	238.9	268.0	1:53.086	30	32.246	195.7	<u>32.266</u>	122.2	38.381	250.6	272.0	1:42.893	
11		37.140	157.4	35.894	107.1	43.602	238.9	267.3	1:56.636	31	31.948	194.9	32.399	122.4	<u>37.555</u>	246.0	272.0	<u>1:41.902</u>	
12		36.038	172.8	35.212	114.3	45.586	236.8	264.7	1:56.836	32	32.608	174.8	33.767	120.5		252.9	275.5	1:47.458	
13		35.802	175.0	35.566	107.4	42.325	237.4	265.4	1:53.693	33	Out	182.7	33.115	125.4	38.488			9:02.267	P
14	34:12.489	138.8	42.162	90.5	45.649	240.5	267.3	35:40.300	P	34	32.053	198.5	32.342	122.7	37.839	250.6	274.1	1:42.234	
15		37.725	159.5	36.336	115.4	41.193	224.1	248.8	1:55.254	35	<u>31.801</u>	<u>200.4</u>	32.711	124.9		253.5	275.5	1:45.794	
16		34.208	193.2	34.036	121.1	40.038	242.7	268.7	1:48.282	36	Out	178.2	32.968	128.4	38.037			9:35.442	P
17		33.926	171.2	34.677	118.2	40.314	243.2	268.7	1:48.917	37	32.038	198.2	32.319	128.0	37.659	253.5	<u>277.6</u>	1:42.016	



2017 MICHELIN LE MANS CUP - COLLECTIVE TEST SESSION

23-04-2017

21 - 23 April 2017

Laps and Sector Times - Track Session 3

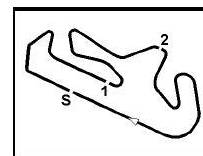
Autodromo Internacional Algarve - 4652 mtr.

18	33.975	186.2	34.756	113.2	40.356	241.6	267.3	1:49.087	38	31.970	198.5	32.411	124.6	37.983	253.5	275.5	1:42.364
19	33.860	181.2	34.813	116.3	39.945	241.1	267.3	1:48.618	39	32.162	197.1	32.731	123.0	<u>254.1</u>	275.5	1:46.366	
20	36.809	146.3	41.171	101.8		242.2	268.0	2:10.267	40								

33 Ibran-Bakker									Ligier JS P3 - Nissan											
lap	Sect-1	Speed	Sect-2	Speed	Sect-3	Speed	TopSpeed	laptime	pit	lap	Sect-1	Speed	Sect-2	Speed	Sect-3	Speed	Topspeed	laptime	pit	
1	Out	120.7	40.134	104.0	45.087			2:07.917		20	33.474	190.5	34.020	126.6	38.521	236.3	252.9	1:46.015		
2	38.171	132.5	37.119	110.0	42.561	221.3	244.9	1:57.851	21	32.712	194.9	33.796	122.0	38.439	238.9	255.9	1:44.947			
3	34.744	166.7	34.944	116.5	40.978	231.3	250.6	1:50.666	22	32.679	196.4	33.513	122.0	43.794	240.5	256.5	1:49.986			
4	36.648	112.5	49.851	91.8		231.8	251.7	2:22.895	23	32.815	198.9	36.695	102.0	41.785	241.6	257.1	1:51.295			
5	Out	121.9	38.488	106.3	45.326			23:57.789	P	24	32.649	191.2	33.340	125.7	38.350	244.3	259.6	1:44.339		
6	34.873	169.3	35.311	120.5	41.250	227.8	250.6	1:51.434	25	32.715	<u>210.5</u>	33.607	125.1	38.489	243.8	259.0	1:44.811			
7	34.903	158.4	36.330	110.8	41.094	229.3	251.7	1:52.327	26	32.837	203.8	33.426	118.4		242.2	258.4	1:49.490			
8	34.397	178.8	34.874	111.6	40.328	233.3	253.5	1:49.599	27	Out	126.0	39.332	116.5	39.411			16:20.524	P		
9	34.268	177.6	34.518	116.1	40.402	233.8	254.1	1:49.188	28	32.505	183.7	33.007	125.6	<u>37.604</u>	243.2	259.0	1:43.116			
10	33.984	201.5	34.579	98.0	39.896	234.3	254.1	1:48.459	29	38.543	144.0	39.822	105.1	42.443	<u>245.5</u>	260.2	2:00.808			
11	34.389	188.2	34.663	114.3		237.9	255.3	1:52.165	30	32.414	194.6	33.020	129.0	38.067	243.8	259.0	1:43.501			
12	Out	163.6	35.665	125.9	40.307			8:36.579	P	31	<u>32.274</u>	199.3	<u>32.960</u>	130.1	37.650	244.9	<u>260.9</u>	<u>1:42.884</u>		
13	33.469	191.2	34.084	<u>132.7</u>	39.500	237.9	256.5	1:47.053	32	35.536	165.6	34.970	119.6		<u>245.5</u>	259.6	1:52.523			
14	33.351	184.3	33.830	131.5	38.574	239.5	257.1	1:45.755	33	Out	141.2	35.802	114.3	43.966			5:53.013	P		
15	32.838	204.5	34.264	124.0	38.766	241.1	259.0	1:45.868	34	33.532	179.7	33.564	126.8	39.357	240.0	256.5	1:46.453			
16	33.792	187.8	33.557	121.3	38.282	240.5	259.0	1:45.631	35	33.656	185.6	33.508	127.2	38.912	240.5	258.4	1:46.076			
17	35.164	154.1	35.561	106.4		241.1	257.8	1:54.793	36	35.137	183.4	33.679	99.4	39.921	241.1	257.8	1:48.737			
18	Out	140.6	40.408	113.0	In			8:12.524	P	37	32.916	187.5	33.642	127.4	38.723	242.7	259.6	1:45.281		
19	Out	149.4	36.330	118.7	40.340			38:35.361	P	38	33.709	157.9	34.869	119.1		244.9	259.6	1:52.036		

44 Fontes-Aizpurua									Ligier JS P3 - Nissan											
lap	Sect-1	Speed	Sect-2	Speed	Sect-3	Speed	TopSpeed	laptime	pit	lap	Sect-1	Speed	Sect-2	Speed	Sect-3	Speed	Topspeed	laptime	pit	
1	Out	142.5	38.729	105.9	43.123			2:01.958		16	36.652	164.9	38.380	98.6	42.721	227.4	246.0	1:57.753		
2	35.556	168.0	35.213	120.4	40.037	228.3	246.6	1:50.806	17	36.499	153.8	38.104	108.0	42.855	230.3	248.8	1:57.458			
3	33.537	176.8	33.392	131.1	38.157	234.3	250.0	1:45.086	18	35.842	161.0	37.521	108.5	42.944	232.8	251.7	1:56.307			
4	52.161	169.3	33.924	128.9		240.0	254.1	2:08.590	19	35.739	173.1	37.051	108.5	42.988	229.3	250.6	1:55.778			
5	Out	170.9	35.985	118.4	39.689			4:02.361	P	20	35.158	164.6	37.521	108.8	42.051	231.3	251.7	1:54.730		
6	32.604	189.1	32.852	133.2	37.645	240.5	255.9	1:43.101	21	35.132	167.7	37.133	123.1	41.217	233.3	252.9	1:53.482			
7	24:19.384	172.0	33.909	121.6	37.668	242.2	256.5	25:30.961	P	22	35.380	159.3	35.360	117.0	47.164	234.8	254.1	1:57.904		
8	32.456	184.9	32.411	127.2	37.336	242.2	256.5	1:42.203	23	39.372	169.5	40.347	114.9		230.3	243.8	2:14.132			
9	32.203	<u>192.2</u>	32.495	127.1	38.055	242.7	257.8	1:42.753	24	Out	139.4		In				54:03.172	P		
10	38.296	150.8	35.793	117.1	38.360	215.6	227.8	1:52.449	25	36.043	159.8	37.222	122.2	43.541	227.8	248.8	1:56.806			
11	32.275	183.4	32.464	<u>135.8</u>	37.326	242.2	257.8	1:42.065	26	35.316	171.7	35.946	121.6	42.018	233.8	255.3	1:53.280			
12	<u>31.888</u>	189.8	32.272	135.7	<u>37.267</u>	243.2	259.0	1:41.427	27	35.191	156.7	36.599	128.3	41.467	233.3	255.9	1:53.257			
13	31.963	185.2	<u>32.126</u>	134.3	37.289	<u>244.3</u>	<u>260.2</u>	<u>1:41.378</u>	28	34.843	171.2	36.145	122.9	40.885	236.8	255.3	1:51.873			
14	39.181	144.4	36.464	118.9		243.2	258.4	1:59.140	29	35.209	141.4	36.996	133.2	41.150	236.8	256.5	1:53.355			
15	Out	157.0	42.117	94.6	47.080			26:49.968	P	30										

48 Pronk-Kox									Ligier JS P3 - Nissan											
lap	Sect-1	Speed	Sect-2	Speed	Sect-3	Speed	TopSpeed	laptime	pit	lap	Sect-1	Speed	Sect-2	Speed	Sect-3	Speed	Topspeed	laptime	pit	
1	Out	119.6	43.140	96.1	45.301			2:22.554		32	Out	146.5	35.150	132.4	43.029			10:39.830	P	
2	37.084	164.1	36.617	108.5	41.391	225.0	214.3	1:55.092	33	33.919	163.1	34.158	123.7	39.598	235.8	257.8	1:47.675			
3	35.449	172.0	36.253	114.9	41.037	230.3	250.0	1:52.739	34	33.597	168.0	33.650	128.0	39.432	240.0	260.2	1:46.679			
4	35.017	179.7	35.409	117.3	40.880	234.3	253.5	1:51.306	35	34.279	155.6	34.462	129.7	43.310	240.5	259.6	1:52.051			
5	35.030	158.8	35.327	121.1	40.570	230.3	251.7	1:50.927	36	33.639	165.6	33.556	130.6	39.550	237.9	257.8	1:46.745			
6	34.724	162.4	34.887	132.7	40.633	232.8	253.5	1:50.244	37	33.431	175.0	33.314	126.5	39.030	242.2	260.9	1:45.775			
7	34.873	160.7	35.069	120.5	42.226	232.8	252.9	1:52.168	38	33.629	178.5	33.301	120.5	38.938	241.6	260.9	1:45.868			
8	36.945	159.3	35.738	117.1		231.8	254.1	1:57.294	39	33.852	176.2	33.908	121.6	40.280	243.2	<u>263.4</u>	1:48.040			
9	Out	130.6	41.596	107.2	44.949			8:01.350	P	40	33.452	177.6	33.117	125.1	40.908	239.5	257.8	1:47.477		
10	36.799	169.5	35.626	117.9	40.923	225.9	251.7	1:53.348	41	33.282	183.7	33.401	124.7	38.930	238.4	259.6	1:45.613			
11	34.338	176.8	34.478	122.3	39.648	233.8	255.9	1:48.464	42	34.199	175.6	34.631	116.9		241.1	261.5	1:56.033			
12	34.078	173.6	33.919	131.7	39.756	236.3	259.0	1:47.753	43	Out	130.8	37.659	111.6	40.920			5:45.090	P		
13	33.820	187.2	34.265	128.3	41.279	236.3	256.5	1:49.364	44	34.213	168.8	36.192	117.0		238.4	256.5	2:01.310			
14	34.023	170.1	34.435	<u>136.9</u>		230.3	252.9	3:08.864	45	Out	165.6	34.265	120.4	40.001			3:10.111	P		
15	Out	163.4	34.470	121.8	38.449			10:20.922	P	46	33.423	181.5	34.008	119.5	39.083	238.9	257.8	1:46.514		
16	32.111	198.5	32.394	126.5	38.548	242.7	260.9	1:43.053	47	33.122	177.6	33.507	122.0		241.6	259.6	1:51.262			
17	32.243	192.9	32.211	129.2	37.938	234.3	255.9	1:42.392	48	Out	115.9	37.037	117.9	42.599			6:07.505	P		
18	31.849	202.6	32.199	130.8	37.679	239.5	260.9	1:41.727	49	34.878	177.6	35.274	122.2	41.125	231.3	253.5	1:51.277			
19	31.858	204.9	32.119	132.5	37.543	242.2	261.5	1:41.520	50	35.087	177.0	35.329	122.9	41.759	231.3	253.5	1:52.175			
20	32.553	183.4	32.980	134.8		241.1	259.6	1:46.285	51	34.969	177.3	36.651	114.4	42.381	230.8	254.7	1:54.001			



2017 MICHELIN LE MANS CUP - COLLECTIVE TEST SESSION

23-04-2017

21 - 23 April 2017

Laps and Sector Times - Track Session 3

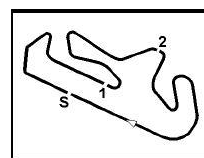
Autodromo Internacional Algarve - 4652 mtr.

21	Out	189.8	32.767	130.9	38.093			7:40.641	P	52	35.072	163.1	35.308	123.7	41.439	233.3	255.3	1:51.819
22		31.913	211.4	31.812	136.2	37.344	239.5	257.8	1:41.069	53	34.719	162.7	35.318	121.6	41.183	234.8	257.1	1:51.220
23		32.224	189.5	33.135	<u>136.9</u>		243.2	261.5	1:45.732	54	34.472	172.2	35.322	122.7	41.307	235.3	255.9	1:51.101
24	Out	187.2	33.251	130.8	38.173			13:05.298	P	55	35.465	177.6	35.405	114.5		235.8	257.1	1:54.349
25	32.064	203.8	31.849	134.5	37.169	240.5	258.4	1:41.082	56	Out	163.4	38.625	107.1	44.685			6:29.476	P
26	31.783	211.8	32.890	118.3		243.8	260.2	1:47.122	57	37.730	126.9	35.849	118.8	41.963	226.9	252.3	1:55.542	
27	Out	152.1	35.283	128.4	39.362			6:58.249	P	58	34.528	179.1	35.452	117.6	41.638	233.3	257.1	1:51.618
28	33.314	187.8	32.571	136.0	37.920	236.8	255.9	1:43.805	59	35.172	162.2	36.143	107.7	42.329	232.3	255.3	1:53.644	
29	31.702	<u>212.6</u>	31.704	136.5	<u>36.811</u>	242.7	257.8	1:40.217	60	35.364	153.0	35.987	110.8	42.614	229.8	252.9	1:53.965	
30	<u>31.417</u>	210.9	<u>31.648</u>	132.4	36.928	<u>247.7</u>	262.1	<u>1:39.993</u>	61	37.119	124.0	40.376	105.6		231.3	254.1	2:03.766	
31	32.194	192.9	33.072	126.3		246.0	262.1	1:47.508	62									

53 Millara-Bihel-Ricci										Ligier JS P3 - Nissan										
lap	Sect-1	Speed	Sect-2	Speed	Sect-3	Speed	TopSpeed	laptime	pit	lap	Sect-1	Speed	Sect-2	Speed	Sect-3	Speed	Topspeed	laptime	pit	
1	Out	117.0	49.063	94.1	45.909			2:16.752		20	32.127	193.5	32.738	143.0	37.430	246.0	<u>263.4</u>	1:42.295		
2	39.166	134.7	37.570	105.4	43.474	216.9	220.0	2:00.210	21	32.196	197.8	33.274	132.0		246.6	262.8	1:47.033			
3	34.922	159.8	34.814	109.3	39.959	230.8	251.7	1:49.695	22	Out	176.8	34.107	120.8	37.743			34:34.298	P		
4	34.445	179.1	35.458	112.6	39.997	234.8	253.5	1:49.900	23	32.180	193.2	32.910	137.9	38.083	244.3	257.8	1:43.173			
5	33.937	175.3	34.812	109.0	39.562	237.9	255.9	1:48.311	24	32.444	192.5	<u>32.146</u>	<u>151.3</u>	37.474	244.9	260.2	1:42.064			
6	33.852	186.5	35.512	118.8		237.9	255.9	1:59.347	25	32.174	201.5	32.189	140.6	38.359	246.0	260.9	1:42.722			
7	Out	177.0	35.182	110.7	39.299			9:18.979	P	26	32.355	200.7	32.510	139.9		244.3	260.9	1:50.851		
8	33.628	184.3	34.194	115.0	39.026	238.4	256.5	1:46.848	27	Out	178.8	32.963	137.4	37.392			31:48.571	P		
9	34.023	184.9	34.498	107.4		238.4	256.5	1:57.624	28	33.097	199.3	32.245	139.0	37.662	243.8	259.6	1:43.004			
10	Out	161.0	34.637	127.4	38.058			13:20.747	P	29	32.274	192.5	32.363	149.8	37.378	245.5	261.5	1:42.015		
11	32.474	197.1	33.212	135.0	37.746	244.3	255.9	1:43.432	30	32.342	189.5	32.421	145.7		246.6	262.1	1:47.374			
12	32.709	191.5	32.676	142.3	37.775	245.5	260.2	1:43.160	31	Out	187.8	33.070	132.5	38.108			19:04.522	P		
13	32.459	<u>210.1</u>	32.838	135.2	37.581	<u>247.1</u>	261.5	1:42.878	32	32.377	205.3	32.302	145.7	37.194	243.2	260.9	1:41.873			
14	32.598	195.3	32.675	141.7		244.9	261.5	1:48.037	33	32.206	191.8	32.608	136.5	37.836	246.6	260.2	1:42.650			
15	Out	135.2	37.979	103.3	42.986			8:53.700	P	34	32.546	185.6	33.622	146.5		246.6	262.8	1:48.783		
16	34.269	188.2	33.686	130.9	37.583	215.1	246.0	1:45.538	35	Out	187.2	34.537	112.6	39.037			4:48.428	P		
17	32.223	198.9	32.394	135.8	<u>36.899</u>	244.3	259.6	<u>1:41.516</u>	36	33.441	167.7	33.881	118.2	39.020	242.2	259.6	1:46.342			
18	32.048	200.0	32.584	138.8	37.242	246.0	261.5	1:41.874	37	34.062	149.4	34.097	124.7	39.118	240.5	260.2	1:47.277			
19	<u>31.942</u>	207.3	32.213	139.5	37.435	245.5	262.1	1:41.590	38											

65 Carde-Chila										Ligier JS P3 - Nissan										
lap	Sect-1	Speed	Sect-2	Speed	Sect-3	Speed	TopSpeed	laptime	pit	lap	Sect-1	Speed	Sect-2	Speed	Sect-3	Speed	Topspeed	laptime	pit	
1	Out	130.8	39.152	110.7	43.470			2:02.344		23	32.261	186.5	32.174	<u>140.4</u>	37.810	244.3	259.0	1:42.245		
2	35.102	160.2	34.539	125.7	39.115	228.8	251.2	1:48.756	24	<u>31.877</u>	193.9	32.702	131.7		245.5	260.2	1:45.691			
3	34.768	171.2	34.296	124.3	41.668	238.9	258.4	1:50.732	25	Out	161.9	34.254	120.5	39.894			17:18.222	P		
4	33.091	188.8	33.392	132.2	38.820	239.5	257.8	1:45.303	26	32.871	190.5	32.499	134.7	40.085	236.8	255.9	1:45.455			
5	33.806	193.5	33.237	128.7	39.394	240.5	257.8	1:46.437	27	33.348	176.5	33.568	125.4	38.636	236.3	255.9	1:45.552			
6	33.972	194.9	33.255	133.3	38.178	240.5	258.4	1:45.405	28	33.310	188.8	32.408	134.3	37.682	239.5	259.0	1:43.400			
7	32.684	209.7	32.464	135.3		242.2	259.6	1:48.499	29	32.107	196.7	32.220	133.8	37.430	243.8	259.6	<u>1:41.757</u>			
8	Out	200.4	33.177	124.6	38.079			5:17.349	P	30	32.064	184.9	32.287	135.8	<u>37.423</u>	246.0	260.2	1:41.774		
9	32.752	203.8	32.740	129.0	37.901	240.5	257.1	1:43.393	31	31.972	205.3	33.042	132.8		247.7	262.1	1:45.262			
10	32.662	<u>220.9</u>	32.387	136.2	38.247	241.6	259.0	1:43.296	32	Out	149.8	35.021	124.3	39.198			20:58.512	P		
11	32.209	208.5	32.715	126.8	37.525	242.7	260.2	1:42.449	33	32.831	201.9	32.589	138.1	37.423	238.4	257.1	1:42.843			
12	32.347	213.9	32.623	128.9		244.3	261.5	1:45.462	34	33.714	187.8	32.548	136.4	37.869	246.0	263.4	1:44.131			
13	Out	185.6	34.039	127.4	38.868			18:15.868	P	35	32.092	198.2	32.209	133.5	37.516	243.8	260.2	1:41.817		
14			33.088	130.8	38.091	239.5	255.9	1:43.772	36	32.413	175.3	33.548	140.1	37.873	246.6	<u>264.1</u>	1:43.834			
15	33.975	177.0	33.726	133.8	37.968	242.7	258.4	1:45.669	37	33.078	198.5	33.496	125.1		244.3	261.5	1:49.301			
16	32.579	210.5	32.927	108.9	39.218	240.0	256.5	1:44.724	38	Out	175.9	33.832	127.2	38.350			11:59.850	P		
17	32.421	196.7	32.784	136.5	37.824	241.1	257.8	1:43.029	39	32.825	183.1	33.643	118.8	37.607	241.1	260.9	1:44.075			
18	32.328	211.4	32.815	136.4		241.1	257.8	1:44.756	40	32.266	203.4	32.602	133.8	37.504	247.1	262.1	1:42.372			
19	Out	154.7	33.941	124.3	38.934			15:28.860	P	41	32.146	193.9	32.545	137.9	37.785	247.1	<u>264.1</u>	1:42.476		
20	33.421	192.2	32.709	138.8	38.379	235.8	252.3	1:44.509	42	32.155	208.5	32.325	<u>140.4</u>	37.899	247.7	263.4	1:42.379			
21	32.225	199.6	32.293	138.8	37.499	240.0	257.8	1:42.017	43	32.132	206.5	33.457	134.0		<u>248.3</u>	262.8	1:46.873			
22	32.105	192.5	<u>32.169</u>	138.5	38.186	244.9	260.9	1:42.460	44											

75 Haigh-Osborne										Audi R8										
lap	Sect-1	Speed	Sect-2	Speed	Sect-3	Speed	TopSpeed	laptime	pit	lap	Sect-1	Speed	Sect-2	Speed	Sect-3	Speed	Topspeed	laptime	pit	
1	Out	168.0	35.224	132.5	40.416			1:50.309		19	33.606	187.5	36.178	119.1		243.2	263.4	1:53.454		
2	33.228	192.2	33.024	146.5	38.858	234.8	252.9	1:45.110	20	Out	129.0	46.164	93.6	43.928			3:55.431	P		
3	32.622	200.7	32.752	139.9	38.594	238.4	259.0	1:43.968	21	32.374	208.9	32.551	140.6	38.138	242.7	262.1	1:43.063			
4	32.497	208.9	32.803	142.9		240.5	260.9	1:44.796	22	<u>32.010</u>	205.7	<u>32.499</u>	145.2	44.606	243.8	<u>266.7</u>	1:49.115			
5	Out	162.9	35.297	125.3	40.976			5:57.503	P	23	35.265	126.0	51.602	98.7	43.351	238.9	259.0	2:10.218		



2017 MICHELIN LE MANS CUP - COLLECTIVE TEST SESSION

23-04-2017

21 - 23 April 2017

Laps and Sector Times - Track Session 3

Autodromo Internacional Algarve - 4652 mtr.

6	33.717	200.7	34.003	127.4	39.714	237.9	262.1	1:47.434	24	32.426	208.9	32.595	143.2	<u>38.031</u>	241.6	264.7	<u>1:43.052</u>
7	33.126	198.2	33.658	135.5	39.838	240.5	262.1	1:46.622	25	32.769	195.7	33.165	147.1		243.2	263.4	1:45.199
8	32.989	202.6	33.702	130.6	39.734	239.5	261.5	1:46.425	26	Out	153.4	36.699	126.0	41.318			24:50.066 P
9	32.859	208.9	34.170	138.1	39.606	240.0	259.0	1:46.635	27	39.498	124.1	50.901	97.0	47.615	238.9	262.8	2:18.014
10	32.960	209.3	33.662	127.1	39.299	240.5	260.2	1:45.921	28	32.718	210.9	33.206	139.4	39.059	241.1	263.4	1:44.983
11	33.033	203.4	34.170	124.3		241.6	261.5	1:49.806	29	32.704	205.7	32.876	127.4	38.785	243.8	264.7	1:44.365
12	Out	162.9	37.294	129.7	42.690			4:42.495 P	30	32.542	210.1	33.572	125.6	38.966	244.3	264.7	1:45.080
13	35.898	133.3	43.560	129.8	45.288	234.3	258.4	2:04.746	31	32.835	213.0	33.211	124.3	38.627	243.2	264.7	1:44.673
14	34.715	193.9	35.452	130.1	42.239	238.4	262.1	1:52.406	32	34.191	181.8	34.173	117.0		<u>244.9</u>	264.1	1:51.118
15	33.096	212.2	33.336	132.7	39.384	242.2	261.5	1:45.816	33	Out	190.5	33.206	136.9	38.388			3:55.465 P
16	32.841	205.7	33.238	134.0	39.233	242.2	265.4	1:45.312	34	32.447	209.7	33.114	124.6	43.303	243.2	264.7	1:48.864
17	32.730	<u>214.3</u>	33.263	141.9	39.128	242.2	262.1	1:45.121	35	32.381	208.5	32.666	142.3	38.401	243.8	264.1	1:43.448
18	32.719	213.9	33.126	<u>149.2</u>	39.048	241.6	261.5	1:44.893	36	42.406	116.0	41.183	117.3		<u>244.9</u>	210.1	2:16.351