autódromo internacional algarve

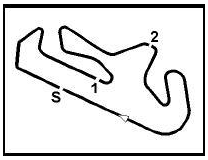

2017 MICHELIN LE MANS CUP - COLLECTIVE TEST SESSION

22-04-2017

21 - 23 April 2017

Laps and Sector Times - Track Session 1

Autodromo Internacional Algarve - 4652 mtr.

4	Busnelli-Babini									Ligier JS P3 - Nissan									
lap	Sect-1	Speed	Sect-2	Speed	Sect-3	Speed	TopSpeed	laptime	pit	lap	Sect-1	Speed	Sect-2	Speed	Sect-3	Speed	Topspeed	laptime	pit
1	Out	127.5	41.828	115.1				2:10.560		23	35.602	167.4	34.960	140.6	40.917	227.4	257.1	1:51.479	
2	Out	156.7	36.622	123.4	41.379			4:44.617	P	24	35.333	176.5	34.693	138.8	40.673	232.3	260.9	1:50.699	
3	34.636	171.2	34.221	131.9	39.534	229.8	257.1	1:48.391		25	34.927	183.4	34.669	140.6	41.254	232.3	258.4	1:50.850	
4	33.827	189.8	33.777	136.2	39.125	233.3	260.2	1:46.729		26	35.010	172.0	34.305	141.0	39.907	231.3	257.8	1:49.222	
5	33.674	181.2	33.693	138.6	38.887	234.8	262.1	1:46.254		27	34.151	181.8	1:03.658	114.5	45.857	233.8	260.9	2:23.666	
6	11:11.099	164.9	34.362	137.4	39.224	234.8	261.5	12:24.685	P	28	34.833	178.5	34.374	141.9	39.711	220.9	251.7	1:48.918	
7	33.359	200.0	33.476	136.7	39.063	235.3	262.1	1:45.898		29	34.087	185.9	33.973	139.2	40.500	233.3	257.8	1:48.560	
8	33.099	193.2	33.698	139.4		236.8	261.5	1:50.132		30	33.850	185.2	33.940	143.0	40.047	231.3	258.4	1:47.837	
9	Out	164.4	35.254	123.9	40.518			12:30.076	P	31	35.536	164.6	35.159	139.9		234.8	262.1	1:56.084	
10	33.195	197.1	33.262	147.9	38.470	234.8	263.4	1:44.927		32	Out	143.6	41.283	122.4	42.384			41:45.563	P
11	32.898	199.6	32.893	141.0	38.274	235.8	264.1	1:44.065		33	34.117	188.5	33.662	134.8	39.434	231.3	257.8	1:47.213	
12	33.105	196.7	33.053	138.3	38.353	235.3	263.4	1:44.511		34	33.098	203.8	33.278	137.8	38.784	234.3	261.5	1:45.160	
13	34.611	189.5	33.914	129.7		236.3	260.9	1:50.510		35	33.951	184.9	34.618	139.5	38.552	237.9	263.4	1:47.121	
14	Out	103.0	46.792	84.0	52.834			16:12.561	P	36	32.832	196.0	33.084	133.2	38.312	238.4	264.7	1:44.228	
15	41.318	142.1	37.878	111.5	43.705	206.1	220.4	2:02.901		37	32.969	191.5	33.378	121.6		238.9	262.1	1:48.162	
16	39.522	129.0	38.554	97.2	42.801	226.4	229.3	2:00.877		38	Out	158.4	34.806	146.9	40.195			4:18.397	P
17	38.966	164.4	36.454	133.7	42.081	223.1	254.7	1:57.501		39	34.914	158.8	34.601	146.7	39.745	232.8	255.9	1:49.260	
18	36.506	152.1	36.246	122.0	41.222	232.3	259.6	1:53.974		40	33.816	193.9	33.877	145.2	39.692	233.8	259.6	1:47.385	
19	35.582	154.7	35.743	129.2	41.062	230.3	257.8	1:52.387		41	33.742	187.5	34.931	145.0	39.654	234.3	262.1	1:48.327	
20	35.580	166.4	35.328	124.0	40.728	229.8	260.9	1:51.636		42	33.786	187.5	1:16.048	145.0	42.071	232.3	259.6	2:31.905	
21	36.390	166.9	35.276	139.7		230.8	259.6	1:57.308		43	34.328	196.4	34.052	145.4	39.384	229.3	256.5	1:47.764	
22	Out	147.9	37.036	125.0	41.525			8:32.136	P	44									

5	Vos									Mercedes AMG GT3									
lap	Sect-1	Speed	Sect-2	Speed	Sect-3	Speed	TopSpeed	laptime	pit	lap	Sect-1	Speed	Sect-2	Speed	Sect-3	Speed	Topspeed	laptime	pit
1	Out	105.5	47.194	97.1				2:22.784		28	33.667	170.1	33.692	122.3	39.874	240.5	266.0	1:47.233	
2	Out	141.0	40.804	118.7	44.396			3:56.595	P	29	33.537	210.1	34.313	121.8	39.372	240.5	266.7	1:47.222	
3	37.479	152.1	38.420	111.7	43.343	225.5	253.5	1:59.242		30	34.254	189.5	34.129	126.0	39.555	240.0	267.3	1:47.938	
4	36.194	162.4	37.752	115.8	43.030	225.5	256.5	1:56.976		31	33.588	184.3	34.303	111.7	39.601	238.9	264.7	1:47.492	
5	35.433	153.6	37.337	118.3	41.701	229.3	259.6	1:54.471		32	33.210	190.1	34.027	120.7	39.795	240.5	266.0	1:47.032	
6	34.793	194.2	35.547	107.5	40.914	229.8	259.6	1:51.254		33	33.419	181.8	33.509	128.1		239.5	265.4	1:55.512	
7	34.573	194.2	35.419	114.3	40.364	232.8	262.1	1:50.356		34	Out	166.7	35.883	127.5	41.159			30:51.108	P
8	36.619	183.7	35.729	105.0	40.488	236.3	262.1	1:52.836		35	35.177	186.2	34.385	129.5	40.151	235.3	263.4	1:49.713	
9	34.446	191.5	34.692	115.3	40.306	234.3	261.5	1:49.444		36	34.491	196.7	34.370	134.7	40.774	237.9	265.4	1:49.635	
10	35.151	151.3	35.268	109.3	40.174	235.8	262.8	1:50.593		37	34.076	186.9	34.424	125.3	39.734	238.4	264.7	1:48.234	
11	34.107	192.2	34.603	106.8	39.971	234.8	263.4	1:48.681		38	33.521	201.1	34.403	133.3	40.412	240.5	262.8	1:48.336	
12	36:51.346	166.7	37.487	105.1	42.169	237.9	265.4	38:11.002	P	39	33.855	181.5	34.559	122.9	40.830	240.0	266.7	1:49.244	
13	34.468	208.9	34.907	114.9	40.496	229.3	259.0	1:49.871		40	33.669	205.7	34.979	117.8		241.6	267.3	1:52.883	
14	9:05.448	174.5	35.504	105.9	40.272	232.8	259.0	10:21.224	P	41	Out	149.2	40.242	90.5	42.123			4:30.877	P
15	33.769	197.8	34.243	117.5	40.000	238.4	266.0	1:48.012		42	34.734	175.0	34.695	130.8	39.657	236.8	264.7	1:49.086	
16	34.001	196.7	34.331	112.6	40.033	238.9	265.4	1:48.365		43	34.455	183.7	33.824	118.6	38.961	241.6	266.7	1:47.240	
17	36.838	176.8	34.664	114.5		238.4	266.0	1:56.809		44	32.713	199.3	33.857	122.3	39.654	242.2	267.3	1:46.224	
18	Out	188.5	34.512	112.0	40.023			3:23.192	P	45	32.808	196.0	33.724	129.3	39.005	242.7	267.3	1:45.537	
19	34.251	188.8	34.186	118.9	40.110	237.4	264.7	1:48.547		46	32.882	200.4	33.707	133.3	39.352	244.3	268.0	1:45.941	
20	33.499	186.9	33.788	127.1	39.686	236.8	263.4	1:46.973		47	32.905	179.1	33.837	128.4	38.831	242.2	267.3	1:45.573	
21	33.302	202.6	36.307	126.3	40.237	237.4	266.0	1:49.846		48	32.921	202.6	33.816	123.3	39.124	242.2	267.3	1:45.861	
22	33.407	204.9	35.837	108.0	39.892	238.9	265.4	1:49.136		49	32.890	191.8	33.723	123.1	39.713	241.1	265.4	1:46.326	
23	33.462	208.5	34.142	137.8	40.314	239.5	272.0	1:47.918		50	33.125	204.5	33.509	129.7	39.356	241.1	266.7	1:45.990	
24	33.651	178.8	34.095	123.4	39.813	236.8	265.4	1:47.559		51	33.212	201.5	42.573	110.5		242.7	267.3	2:02.475	
25	33.480	191.8	34.063	122.6	39.554	238.4	266.7	1:47.097		52	Out	191.8	33.961	136.5	40.097			2:21.558	P
26	33.259	206.1	34.155	130.1	39.909	240.5	265.4	1:47.323		53	33.786	198.9	33.635	131.9	39.569	237.9	265.4	1:46.990	
27	33.562	200.4	34.870	121.1	39.558	240.5	265.4	1:47.990		54	33.902	191.5	33.852	126.9	40.522	237.4	264.7	1:48.276	

7	Mowle-Keen									Mercedes AMG GT3									
lap	Sect-1	Speed	Sect-2	Speed	Sect-3	Speed	TopSpeed	laptime	pit	lap	Sect-1	Speed	Sect-2	Speed	Sect-3	Speed	Topspeed	laptime	pit
1	Out	157.0	35.750	107.9	40.209			10:58.583	P	22	35.117	193.5	34.474	116.9	40.543	235.8	262.8	1:50.134	
2	34.010	174.8	33.588	124.3	38.686	237.4	265.4	1:46.284		23	34.851	192.9	34.525	107.0	40.529	236.3	263.4	1:49.905	
3	33.260	192.2	33.057	129.7	38.357	238.9	267.3	1:44.674		24	34.984	177.3	34.509	122.0	40.481	237.9	266.0	1:49.974	
4	32.856	198.9	32.839	130.3	38.293	241.1	268.0	1:43.988		25	34.823	189.8	34.446	116.9	41.832	234.3	263.4	1:51.101	
5	32.948	208.1	32.785	128.4		238.9	267.3	1:46.932		26	34.756	194.2	34.645	113.1	40.524	233.8	263.4	1:49.925	
6	Out	194.6	33.268	120.7	38.791			5:05.336	P	27	34.458	205.7	34.299	114.8	40.020	235.8	264.7	1:48.777	
7	32.876	197.4	32.852	126.8		240.0	267.3	1:46.499		28	34.562	198.9	34.343	116.3	40.072	238.4	265.4	1:48.977	
8	Out	170.9	34.183	120.5	38.830			4:27.117	P	29	34.380	193.5	34.001	125.4	39.945	237.9	265.4	1:48.326	
9	33.077	207.7	32.984	124.7	38.510	240.5	268.7	1:44.571		30	34.506	198.9	34.169	115.3	39.802	238.9	266.7	1:48.477	

Fastest time : 1:40.684 in lap 16 by nbr. 19 : Ehrlacher-Capo (Norma M 30 - Nissan)

Timekeeping by :

Results and lap times :

autódromo internacional algarve

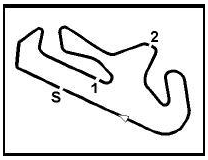

2017 MICHELIN LE MANS CUP - COLLECTIVE TEST SESSION

22-04-2017

21 - 23 April 2017

Laps and Sector Times - Track Session 1

Autodromo Internacional Algarve - 4652 mtr.

10	32.930	209.3	33.032	132.4		241.1	268.7	1:45.718	31	34.379	195.3	33.919	112.7	39.466	238.9	267.3	1:47.764	
11	Out	196.7	33.332	127.2	38.886			6:53.658	P	32	34.700	187.2	34.440	115.3		240.0	268.0	1:50.945	
12	11:11.175	159.3	36.349	108.5	42.089	241.6	265.4	12:29.613	P	33	Out	135.2	37.539	117.3	42.384			43:50.639	P
13	35.294	175.9	35.521	125.1	41.863	233.8	263.4	1:52.678		34	35.208	183.7	34.565	119.3	40.253	236.3	264.7	1:50.026	
14	34.961	183.7	35.244	120.5	41.096	235.8	265.4	1:51.301		35	34.569	181.5	34.328	119.3	39.948	238.9	264.7	1:48.845	
15	34.901	182.7	35.262	123.9	41.115	235.8	264.1	1:51.278		36	34.393	186.9	34.054	131.9		238.4	265.4	2:13.072	
16	36.718	165.1	35.743	119.5	41.665	234.3	262.1	1:54.126		37	Out	178.5	38.761	111.7	42.300			4:03.780	P
17	35.915	142.5	36.085	115.1	41.254	234.3	264.1	1:53.254		38	36.113	168.5	37.407	110.5	48.245	238.4	265.4	2:01.765	
18	34.876	191.5	35.117	119.1	40.828	234.8	264.7	1:50.821		39	33.966	206.1	33.950	128.7	41.141	237.9	264.7	1:49.057	
19	35.118	182.4	35.200	115.5	40.827	236.3	265.4	1:51.145		40	34.320	194.9	33.898	122.7	39.802	237.4	264.7	1:48.020	
20	35.106	184.6	35.264	112.1		238.4	265.4	1:54.344		41	34.220	199.3	33.956	120.8	39.616	236.3	264.7	1:47.792	
21	Out	146.7	36.961	112.6	41.341			6:30.411	P	42	34.286	197.1	33.988	118.6	41.949	236.8	266.0	1:50.223	

8	Mézard-Belicchi									Lamborghini Hurucan GT3									
lap	Sect-1	Speed	Sect-2	Speed	Sect-3	Speed	TopSpeed	laptime	pit	lap	Sect-1	Speed	Sect-2	Speed	Sect-3	Speed	Topspeed	laptime	pit
1	Out	128.6	42.241	95.6				2:22.071		22	34.543	203.4	34.942	112.3		237.9	268.7	1:55.203	
2	Out	158.6	37.366	106.9	41.536			4:50.207	P	23	Out	150.0	36.910	114.0	41.368			13:06.976	P
3	35.109	186.2	35.276	112.6	42.724	233.8	264.7	1:53.109		24	35.781	187.2	35.297	129.8	40.462	237.4	266.0	1:51.540	
4	34.562	182.7	34.857	119.9	40.949	233.8	266.0	1:50.368		25	33.725	202.2	34.554	120.7	41.655	238.9	266.0	1:49.934	
5	34.127	194.9	34.409	118.9	40.092	233.3	263.4	1:48.628		26	35.660	200.7	34.776	111.1	40.830	232.8	263.4	1:51.266	
6	34.007	185.6	34.337	117.0	39.971	235.8	267.3	1:48.315		27	33.960	201.5	34.788	118.6	40.376	237.4	267.3	1:49.124	
7	33.636	189.5	34.075	119.1	39.948	238.4	268.7	1:47.659		28	33.450	203.4	34.023	118.7	40.632	238.9	268.7	1:48.105	
8	33.545	192.5	33.991	114.6	39.859	236.8	270.0	1:47.395		29	38.774	158.1	38.279	113.4	42.175	238.9	270.0	1:59.228	
9	33.347	203.4	33.804	116.5	39.568	237.9	269.3	1:46.719		30	33.821	197.1	34.892	111.9	40.487	237.4	268.0	1:49.200	
10	33.375	196.4	33.572	116.1	39.564	241.1	269.3	1:46.511		31	33.640	203.4	34.550	121.2	40.465	239.5	269.3	1:48.655	
11	33.268	198.2	33.612	114.8		240.5	269.3	1:56.168		32	33.564	211.4	34.174	115.4		240.5	270.7	1:56.608	
12	Out	135.2	38.468	113.1	43.532			26:28.699	P	33	Out	148.1	37.758	109.0	42.590			13:27.702	P
13	35.611	144.0	39.197	129.2	43.092	233.8	265.4	1:57.900		34	35.289	173.6	34.648	117.6	40.345	236.3	266.0	1:50.282	
14	34.480	190.1	35.373	117.9	41.265	235.3	268.0	1:51.118		35	33.536	193.9	33.980	117.9	40.040	236.8	268.7	1:47.556	
15	34.364	179.4	35.413	109.3	41.522	234.8	265.4	1:51.299		36	33.177	198.9	33.628	116.1	39.562	238.4	268.7	1:46.367	
16	34.354	183.1	35.203	117.3	41.363	234.3	263.4	1:50.920		37	32.948	201.5	33.360	122.3	39.271	240.0	269.3	1:45.579	
17	34.204	191.2	36.298	128.7	41.029	235.8	265.4	1:51.531		38	32.642	210.9	33.142	124.6	38.971	242.2	271.4	1:44.755	
18	34.007	190.1	35.282	117.1	41.067	235.8	265.4	1:50.356		39	32.745	204.9	33.191	116.9	39.068	242.2	272.7	1:45.004	
19	33.795	210.1	34.619	109.6	41.245	235.8	264.7	1:49.659		40	32.601	200.7	33.126	116.0	38.862	243.2	273.4	1:44.589	
20	34.061	203.0	34.835	121.9	41.202	237.4	268.7	1:50.098		41	32.925	201.9	37.704	106.4		244.3	272.7	1:59.315	
21	34.091	192.5	34.696	110.7	40.826	236.8	269.3	1:49.613		42									

14	Warburton-Kapadia									Ligier JS P3 - Nissan									
lap	Sect-1	Speed	Sect-2	Speed	Sect-3	Speed	TopSpeed	laptime	pit	lap	Sect-1	Speed	Sect-2	Speed	Sect-3	Speed	Topspeed	laptime	pit
1	Out	128.3	37.972	115.9	41.358			1:58.977		21	34.665	163.1	35.785	109.8	41.647	238.4	264.1	1:52.097	
2	35.001	146.5	37.030	111.1	39.275	232.3	259.0	1:51.306		22	34.010	192.2	34.312	105.1	39.722	238.9	266.0	1:48.044	
3	33.649	167.2	33.480	125.9	38.246	239.5	264.7	1:45.375		23	36.281	164.6	35.687	99.5		237.9	256.5	1:58.801	
4	32.923	170.1	33.423	134.3	37.994	242.7	267.3	1:44.340		24	Out	175.9	33.337	126.5	36.999			31:28.019	P
5	32.675	175.9	33.229	133.3	37.952	242.7	268.7	1:43.856		25	31.906	208.5	32.757	135.3	37.044	246.0	267.3	1:41.707	
6	34.657	176.2	33.392	131.4	37.866	243.8	269.3	1:45.915		26	32.993	191.5	32.329	133.7	36.961	245.5	269.3	1:42.283	
7	33.223	189.1	33.115	127.4		243.8	270.0	1:49.791		27	31.883	188.5	32.464	134.3	37.030	245.5	268.0	1:41.377	
8	Out	158.4	33.903	132.5	37.790			16:25.978	P	28	31.773	200.7	32.280	136.2	37.058	246.6	269.3	1:41.111	
9	32.765	186.5	32.621	129.0	37.633	245.5	267.3	1:43.019		29	31.763	208.9	32.760	131.5	38.057	248.3	270.7	1:42.580	
10	32.484	192.2	32.671	131.2	37.634	244.9	268.0	1:42.789		30	31.807	192.5	32.229	135.2	36.949	248.8	270.7	1:40.985	
11	32.356	190.1	34.697	122.0		244.9	268.7	1:47.969		31	34.099	166.7	33.847	128.6		248.8	272.0	1:48.784	
12	Out	172.2	33.204	134.2	38.047			3:17.818	P	32	Out	173.9	33.491	132.0	37.497			21:17.173	P
13	34.062	191.2	32.689	123.6		222.2	259.0	1:48.117		33	32.095	198.9	32.241	133.5	37.109	246.0	270.7	1:41.445	
14	Out	180.3	33.380	129.5	37.869			5:28.261	P	34	31.893	194.9	32.246	139.2	37.193	244.9	269.3	1:41.332	
15	32.368	193.9	32.698	135.0	37.627	246.0	270.7	1:42.693		35	31.784	211.8	33.692	129.0		248.3	269.3	1:48.056	
16	32.455	190.5	32.781	131.1		244.3	270.7	1:46.511		36	Out	163.9	35.704	114.3	41.077			5:51.137	P
17	Out	148.8	37.392	100.6	44.812			17:27.717	P	37	33.372	185.6	34.136	112.0	39.490	237.4	264.1	1:46.998	
18	36.644	139.7	37.064	98.5	41.987	230.8	251.2	1:55.695		38	33.849	176.8	34.709	103.9	39.738	238.9	265.4	1:48.296	
19	34.051	173.1	34.645	102.8	39.239	232.8	259.6	1:47.935		39	37.955	134.2	38.827	104.9		238.9	264.7	2:07.631	
20	33.719	171.2	34.433	109.1	39.634	239.5	266.7	1:47.786		40	Out	152.8	39.303	106.8	In			5:48.773	P

15	Abello-Fuster									Ligier JS P3 - Nissan									
lap	Sect-1	Speed	Sect-2	Speed	Sect-3	Speed	TopSpeed	laptime	pit	lap	Sect-1	Speed	Sect-2	Speed	Sect-3	Speed	Topspeed	laptime	pit
1	Out	121.3	39.654	101.2	44.082			2:10.932		21	33.522	178.8	34.496	108.7	39.147	242.7	268.0	1:47.165	
2	36.674	135.8	38.451	102.7	42.046	227.8	254.7	1:57.171		22	33.290	200.0	34.693	108.1	39.464	243.2	268.7	1:47.447	
3	36.154	147.7	36.501	100.8	41.682	233.3	259.6	1:54.337		23	33.604	173.4	35.252	104.9	38.937	240.5	266.7	1:47.793	
4	35.765	156.1	36.065	98.3	41.988	236.3	262.1	1:53.818		24	33.609	189.8	34.459	106.2	39.356	243.2	268.7	1:47.424	

Fastest time : 1:40.684 in lap 16 by nbr. 19 : Ehrlacher-Capo (Norma M 30 - Nissan)

Timekeeping by :

Results and lap times :

autódromo internacional algarve

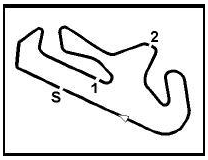

2017 MICHELIN LE MANS CUP - COLLECTIVE TEST SESSION

22-04-2017

21 - 23 April 2017

Laps and Sector Times - Track Session 1

Autodromo Internacional Algarve - 4652 mtr.

5	35.672	153.6	36.145	98.1	40.913	236.8	263.4	1:52.730	25	33.660	184.0	33.926	119.6	38.960	243.8	268.0	1:46.546	
6	34.703	173.4	36.138	103.5	40.255	240.5	263.4	1:51.096	26	33.481	168.5	34.749	104.2	38.995	240.5	266.7	1:47.225	
7	35.239	153.8	35.541	111.3	40.379	238.4	264.7	1:51.159	27	36.454	158.1	34.848	123.9	39.120	242.2	268.0	1:50.422	
8	34.855	158.1	35.950	110.3	39.937	236.8	263.4	1:50.742	28	34.162	178.8	34.167	131.1		240.5	266.7	1:55.164	
9	34.515	175.3	35.351	116.4	41.775	238.9	265.4	1:51.641	29	Out	141.4	36.911	106.4	40.938			10:34.704	P
10	34.654	182.4	35.209	110.0	40.118	234.8	262.1	1:49.981	30	34.907	171.7	35.216	120.3	39.429	235.3	261.5	1:49.552	
11	34.143	192.2	34.527	114.8	40.154	238.9	264.1	1:48.824	31	33.214	191.2	34.755	101.4	38.751	238.4	263.4	1:46.720	
12	34.192	189.5	34.973	112.9	39.074	240.0	265.4	1:48.239	32	1:17.503	153.0	35.671	117.8	39.148	242.7	266.0	2:32.322	
13	53:31.499	159.1	35.829	111.6	40.459	241.1	264.7	54:47.787	P 33	33.767	186.2	34.949	121.8	41.324	241.1	266.0	1:50.040	
14	33.999	165.9	35.490	108.4	39.273	239.5	261.5	1:48.762	34	34.242	135.5	35.296	109.8	39.204	241.1	265.4	1:48.742	
15	33.930	189.1	35.207	118.6	39.594	236.3	261.5	1:48.731	35	33.536	192.5	34.427	115.3	39.300	241.6	266.0	1:47.263	
16	34.401	142.1	37.129	118.7	40.724	238.4	262.1	1:52.254	36	34.907	189.1	34.997	110.2	39.137	240.0	265.4	1:49.041	
17	33.560	176.2	35.187	113.4	39.397	237.4	261.5	1:48.144	37	33.509	189.8	34.408	115.6	39.105	239.5	264.1	1:47.022	
18	34.196	169.8	34.522	120.3	39.364	239.5	264.1	1:48.082	38	33.283	200.7	34.406	111.1	39.485	241.6	264.7	1:47.174	
19	33.423	181.2	34.447	113.1	39.038	240.5	265.4	1:46.908	39	33.924	185.9	35.086	114.3	40.502	240.5	264.1	1:49.512	
20	33.857	190.8	34.260	118.8	39.261	243.2	266.7	1:47.378	40	34.003	188.8	34.420	114.6		233.3	259.6	1:54.021	

19	Ehrlacher-Capo									Norma M 30 - Nissan								
lap	Sect-1	Speed	Sect-2	Speed	Sect-3	Speed	TopSpeed	laptime	pit	lap	Sect-1	Speed	Sect-2	Speed	Sect-3	Speed	Topspeed	laptime	pit
1	Out	126.0	37.360	108.2	42.117			1:56.677		20	32.722	180.0	32.631	139.0	36.849	250.0	276.2	1:42.202	
2	35.810	144.4	35.734	107.7	41.357	229.8	241.6	1:52.901		21	31.690	203.0	32.146	135.5	36.930	251.2	276.2	1:40.766	
3	36.962	130.6	35.457	116.6	40.582	241.1	240.0	1:53.001		22	34.291	175.3	33.499	118.4		252.9	279.1	1:51.179	
4	33.760	156.5	34.149	116.5	40.597	243.2	273.4	1:48.506		23	Out	171.2	33.812	130.3	38.048			6:31.466	P
5	32.670	175.9	32.914	124.3	38.059	243.2	275.5	1:43.643		24	32.221	197.1	32.382	137.8	37.061	248.3	278.4	1:41.664	
6	32.033	182.7	33.363	125.0	37.712	247.1	278.4	1:43.108		25	32.013	201.5	32.166	126.0	36.780	254.1	281.3	1:40.959	
7	32.105	190.1	33.813	125.7		250.0	279.1	1:49.926		26	32.365	174.2	34.343	127.5		256.5	282.0	1:50.776	
8	Out	166.4	34.826	118.2	38.495			20:27.283	P	27	Out	171.2	33.949	138.1	39.416			45:53.017	P
9	32.305	186.5	32.518	131.9	37.440	243.8	272.0	1:42.263		28	32.766	191.8	32.657	133.8	37.336	243.8	271.4	1:42.759	
10	32.106	187.5	32.213	126.2	37.573	250.0	278.4	1:41.892		29	31.862	204.5	32.198	141.0	36.913	249.4	273.4	1:40.973	
11	32.591	183.7	32.229	127.5	37.788	248.3	277.6	1:42.608		30	31.812	211.4	32.326	126.6	36.682	254.7	277.6	1:40.820	
12	32.238	188.2	32.263	128.3		244.3	275.5	1:46.861		31	32.690	189.5	32.669	131.7		253.5	280.5	1:49.116	
13	Out	182.4	33.041	128.6	37.601			9:01.040	P	32	Out	178.2	33.080	138.5	37.536			5:05.358	P
14	32.118	186.5	32.504	135.7	37.472	247.1	274.1	1:42.094		33	32.660	196.4	32.404	136.4	37.097	253.5	279.1	1:42.161	
15	31.921	202.2	32.080	137.6	37.102	251.2	277.6	1:41.103		34	31.994	205.7	32.299	130.4	36.839	255.9	282.0	1:41.132	
16	31.791	200.4	31.994	132.7	36.899	248.8	279.1	1:40.684		35	31.908	201.9	32.051	142.7	37.065	257.1	281.3	1:41.024	
17	32.359	165.1	33.632	123.0		250.0	277.6	1:49.274		36	31.790	201.1	31.932	146.1	37.190	254.1	279.8	1:40.912	
18	Out	154.1	33.948	125.7	38.280			20:33.878	P	37	31.848	198.9	32.692	127.7	39.406	252.9	280.5	1:43.946	
19	32.173	199.3	32.336	137.8	37.186	246.6	272.7	1:41.695		38	34.131	163.1	38.424	114.5		256.5	280.5	1:57.491	

20	Baker-Barker									Porsche 911 GT3 R								
lap	Sect-1	Speed	Sect-2	Speed	Sect-3	Speed	TopSpeed	laptime	pit	lap	Sect-1	Speed	Sect-2	Speed	Sect-3	Speed	Topspeed	laptime	pit
1	Out	131.4	39.289	101.1	43.283			2:03.157		23	32.479	192.2	32.667	133.3	38.466	249.4	279.8	1:43.612	
2	36.195	130.9	35.682	121.2	39.421	243.2	253.5	1:51.298		24	32.604	188.5	32.929	128.9		248.3	280.5	1:46.020	
3	34.166	151.5	34.744	122.7	38.988	247.7	278.4	1:47.898		25	Out	142.7	39.293	90.9	45.445			17:03.738	P
4	33.713	175.9	33.998	125.1	38.821	247.1	279.1	1:46.532		26	35.981	161.9	36.686	113.4	41.534	234.3	270.7	1:54.201	
5	32.971	175.3	33.699	121.2		250.0	280.5	1:48.448		27	35.870	165.1	36.331	109.5	43.154	241.6	272.7	1:55.355	
6	Out	137.2	43.764	94.3	49.838			13:23.894	P	28	37.068	182.7	36.257	109.0	42.170	235.8	271.4	1:55.495	
7	10:29.517	138.5	40.895	90.0	44.884	226.9	251.2	11:55.296	P	29	35.807	155.8	36.859	112.9	42.834	238.4	272.7	1:55.500	
8	36.865	144.4	38.444	99.1	42.680	234.8	270.7	1:57.989		30	35.803	166.9	37.077	108.1	42.834	240.0	273.4	1:55.714	
9	36.111	144.4	38.401	93.8	43.545	241.1	271.4	1:58.057		31	35.505	165.9	37.446	97.6	43.087	238.9	272.7	1:56.038	
10	37.452	153.6	38.018	97.6	43.204	236.3	270.7	1:58.674		32	36.190	172.5	36.971	113.3	42.300	240.0	275.5	1:55.461	
11	39.019	149.6	40.554	90.2	44.418	234.8	217.3	2:03.991		33	35.536	171.2	36.639	108.4	42.552	242.2	275.5	1:54.727	
12	36.591	151.3	38.336	83.8	45.176	237.9	272.0	2:00.103		34	35.340	170.3	36.917	109.6	42.657	239.5	275.5	1:54.914	
13	36.529	163.6	37.556	97.4	43.373	236.8	267.3	1:57.458		35	35.381	172.5	36.184	106.3	47.194	243.2	276.9	1:58.759	
14	37.687	160.0	37.721	85.9	43.550	234.8	272.0	1:58.958		36	41.975	151.0	40.312	82.3		192.9	201.9	2:19.106	
15	36.318	154.1	37.906	88.5	43.470	237.9	272.7	1:57.694		37	Out	135.8	40.692	108.5	44.303			25:33.019	P
16	35.729	164.9	37.008	89.9	43.579	237.9	271.4	1:56.316		38	37.075	158.4	37.072	118.8	42.487	237.4	271.4	1:56.634	
17	36.369	165.9	39.094	86.6	43.550	237.4	274.1	1:59.013		39	35.680	161.9	36.869	104.4	44.607	236.8	273.4	1:57.156	
18	36.287	161.4	38.335	96.9		238.9	274.1	2:02.865		40	37.420	164.6	37.480	105.7	42.571	236.8	272.0	1:57.471	
19	Out	165.4	36.123	132.4	39.273			34:58.111	P	41	35.679	165.9	36.817	114.5	43.062	240.0	272.7	1:55.558	
20	32.783	193.2	32.974	132.4	38.423	246.6	278.4	1:44.180		42	35.781	168.2	36.452	111.1	46.978	238.4	271.4	1:59.211	
21	32.524	187.5	33.260	129.8	38.468	250.0	281.3	1:44.252		43	41.934	144.2	39.505	100.4	44.998	191.8	206.5	2:06.437	
22	32.431	187.8	32.894	126.9	38.469	249.4	279.8	1:43.794		44	38.609	150.4	45.644	81.7		236.3	264.7	2:19.771	

Fastest time : 1:40.684 in lap 16 by nbr. 19 : Ehrlacher-Capo (Norma M 30 - Nissan)

Timekeeping by :

Results and lap times :

autódromo internacional algarve

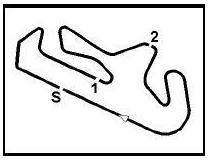

2017 MICHELIN LE MANS CUP - COLLECTIVE TEST SESSION

22-04-2017

21 - 23 April 2017

Laps and Sector Times - Track Session 1

Autodromo Internacional Algarve - 4652 mtr.

33 Ibran-Bakker — Ligier JS P3 - Nissan

lap	Sect-1	Speed	Sect-2	Speed	Sect-3	Speed	TopSpeed	laptime	pit	lap	Sect-1	Speed	Sect-2	Speed	Sect-3	Speed	Topspeed	laptime	pit
1	Out	112.6	45.897	116.4				2:25.880		27	34.847	187.2	34.846	120.9	39.859	236.8	264.7	1:49.552	
2	Out	120.9	41.618	116.5	45.915			9:14.885	P	28	33.980	190.5	34.098	126.3	38.955	238.4	266.0	1:47.033	
3	40.574	118.6	42.464	114.0	47.061	225.9	210.9	2:10.099		29	33.420	190.8	34.159	124.9	39.017	242.7	270.0	1:46.596	
4	39.445	129.5	38.723	115.1	45.170	228.3	232.3	2:03.338		30	33.651	187.2	34.309	111.2	38.835	240.0	268.7	1:46.795	
5	39.932	130.3	38.342	111.1	43.937	227.4	243.8	2:02.211		31	35.816	145.0	38.334	120.7	40.438	241.6	270.0	1:54.588	
6	10:09.222	123.7	38.592	123.7	42.573	226.9	257.1	11:30.387	P	32	33.640	189.1	34.267	125.4	38.922	241.1	268.0	1:46.829	
7	37.675	145.0	36.969	121.3	44.927	232.8	263.4	1:59.571		33	37.148	175.3	34.355	127.1		241.1	270.0	1:55.177	
8	36.260	147.9	36.640	112.1	41.692	231.3	264.1	1:54.592		34	Out	133.7	37.288	111.8	40.578			11:21.532	P
9	36.575	172.0	36.007	122.7	42.737	234.8	264.7	1:55.319		35	34.566	177.0	35.683	115.3	39.871	238.4	264.7	1:50.120	
10	35.984	151.3	36.433	119.9	41.533	226.4	260.2	1:53.950		36	34.357	187.2	34.804	119.7	40.212	240.0	266.0	1:49.373	
11	34.437	198.5	35.249	111.6	40.981	238.4	268.0	1:50.667		37	44.302	138.3	35.931	118.7	40.077	233.3	188.5	2:00.310	
12	36.103	157.2	36.053	111.9	40.550	237.9	266.7	1:52.706		38	33.820	189.5	34.242	111.6	44.154	238.4	266.0	1:52.216	
13	35.633	177.6	35.131	115.9	41.901	238.4	267.3	1:52.665		39	34.453	154.9	34.967	112.0		220.9	258.4	1:57.144	
14	38.741	131.5	38.007	114.0	40.565	229.8	261.5	1:57.313		40	Out	152.5	36.086	117.8	39.776			27:00.965	P
15	34.454	176.5	34.565	121.2	40.541	240.0	267.3	1:49.560		41	32.883	192.5	33.964	131.5	39.075	242.2	267.3	1:45.922	
16	36.162	151.5	36.407	116.3		238.9	269.3	1:55.566		42	38.612	128.0	36.358	124.9	39.149	243.8	270.0	1:54.119	
17	Out	160.2	37.386	114.8	41.979			8:14.285	P	43	32.931	177.6	41.136	116.4	39.399	243.8	270.7	1:53.466	
18	10:49.452	148.4	37.080	102.9	45.027	233.8	263.4	12:11.559	P	44	34.662	186.9	33.629	128.4	38.505	243.2	269.3	1:46.796	
19	36.333	149.2	36.313	110.5	43.352	238.4	255.9	1:55.998		45	32.842	187.5	33.955	120.0	43.307	243.8	270.0	1:50.104	
20	35.563	173.6	35.044	116.3	40.625	236.3	262.1	1:51.232		46	44.003	163.1	34.844	119.9		133.0	136.9	2:02.755	
21	35.220	163.4	35.233	122.3	40.620	240.0	266.7	1:51.073		47	Out	83.0	38.138	96.1	44.814			4:05.031	P
22	35.340	176.2	34.770	123.7	39.418	237.4	264.7	1:49.528		48	35.041	161.7	35.683	108.5	40.750	238.9	265.4	1:51.474	
23	35.093	178.8	34.293	137.6	40.097	242.2	267.3	1:49.483		49	34.525	186.9	35.275	104.9	40.596	238.9	266.0	1:50.396	
24	34.386	176.8	34.797	120.5	39.436	238.9	269.3	1:48.619		50	34.121	185.6	34.465	120.0	39.324	236.3	264.1	1:47.910	
25	34.701	184.9	34.888	120.9		240.5	268.0	1:54.848		51	33.785	182.4	35.991	97.6	41.123	238.9	266.0	1:50.899	
26	Out	136.2	37.811	109.5	41.609			8:11.008	P	52									

44 Fontes-Aizpurua — Ligier JS P3 - Nissan

lap	Sect-1	Speed	Sect-2	Speed	Sect-3	Speed	TopSpeed	laptime	pit	lap	Sect-1	Speed	Sect-2	Speed	Sect-3	Speed	Topspeed	laptime	pit
1	Out	123.6	42.791	99.6	47.067			2:14.654		7	33.646	181.8	35.694	118.7	40.262	240.0	264.7	1:49.602	
2	37.737	153.6	36.740	109.5	41.078	224.1	246.6	1:55.555		8	33.505	182.1	33.891	126.3	39.168	243.2	268.0	1:46.564	
3	34.715	169.0	34.790	110.9	39.221	236.3	260.2	1:48.726		9	33.222	187.5	33.555	129.5	38.773	242.2	268.0	1:45.550	
4	38.755	133.0	36.392	114.5		241.6	263.4	1:58.455		10	32.971	190.8	33.378	124.4	38.477	241.6	265.4	1:44.826	
5	Out	158.8	34.517	123.1	39.158			4:23.246	P	11	33.249	176.5	36.626	115.8		242.2	266.0	1:54.863	
6	33.686	174.2	33.881	118.8	39.248	239.5	265.4	1:46.815		12									

48 Pronk-Kox — Ligier JS P3 - Nissan

lap	Sect-1	Speed	Sect-2	Speed	Sect-3	Speed	TopSpeed	laptime	pit	lap	Sect-1	Speed	Sect-2	Speed	Sect-3	Speed	Topspeed	laptime	pit
1	Out	113.4	46.071	99.1				2:23.786		28	35.616	186.9	35.599	107.8	41.686	233.3	260.9	1:52.901	
2	Out	122.9	38.594	116.1	42.439			7:17.915	P	29	38.479	110.2	39.495	99.5		232.8	262.8	2:03.811	
3	35.618	159.5	33.823	122.9	39.126	232.3	254.1	1:48.567		30	Out	163.4	41.329	109.1	42.865			17:21.257	P
4	33.933	155.4	34.789	126.0	39.159	238.9	263.4	1:47.881		31	35.976	160.7	36.381	109.1	42.150	228.8	256.5	1:54.507	
5	33.696	171.7	33.089	132.0	38.481	238.9	264.1	1:45.266		32	35.598	169.0	35.868	118.4	41.241	228.3	258.4	1:52.707	
6	33.144	178.8	32.379	136.7	38.192	238.9	264.1	1:43.715		33	34.874	174.2	35.873	113.3	41.109	229.8	258.4	1:51.856	
7	32.764	183.4	32.306	134.3	38.021	240.0	266.0	1:43.091		34	35.687	173.1	36.846	109.5	42.634	232.3	255.3	1:55.167	
8	32.401	193.5	32.164	132.8		241.6	268.0	1:47.280		35	36.857	149.0	36.754	111.7	42.317	229.8	261.5	1:55.928	
9	Out	168.0	33.443	126.5	38.358			15:50.211	P	36	35.705	170.6	36.430	112.4	42.134	232.8	262.8	1:54.269	
10	33.164	185.2	32.197	134.2	38.057	241.6	267.3	1:43.418		37	35.550	173.6	35.778	117.3	41.715	234.3	263.4	1:53.043	
11	32.251	201.1	32.274	134.7	37.823	241.1	267.3	1:42.348		38	36.042	159.8	36.252	108.2		234.3	264.7	1:56.392	
12	32.219	193.5	31.826	131.9	37.312	243.8	270.7	1:41.357		39	Out	119.2	41.636	103.3	44.277			9:29.522	P
13	32.098	196.7	34.928	126.0		243.2	270.0	1:49.696		40	36.022	154.3	36.240	114.2	41.341	227.4	258.4	1:53.603	
14	Out	172.0	33.290	123.0	37.936			10:54.343	P	41	34.853	177.0	36.351	126.5	40.530	233.8	262.8	1:51.734	
15	33.015	201.5	32.192	137.4	37.412	241.1	268.0	1:42.619		42	34.806	178.5	35.416	116.1	40.769	235.8	266.0	1:50.991	
16	32.031	190.5	32.102	128.3	37.361	244.9	267.3	1:41.494		43	34.275	184.3	39.240	84.2	45.149	235.3	264.1	1:58.664	
17	32.258	189.8	32.614	130.4		243.8	268.0	1:45.208		44	34.726	171.4	35.066	116.6	40.450	231.3	262.8	1:50.242	
18	Out	121.8	46.544	98.3	49.520			20:41.518	P	45	34.620	174.5	35.100	116.5	40.975	232.8	263.4	1:50.695	
19	38.366	147.5	39.507	101.6	45.505	218.2	251.2	2:03.378		46	34.627	179.7	35.154	122.2	41.158	233.3	263.4	1:50.939	
20	41.303	128.3	39.800	105.7	49.605	223.6	234.3	2:10.708		47	36.456	142.7	36.828	112.4		234.8	264.1	1:57.844	
21	38.454	156.3	38.516	102.7	44.381	206.1	247.7	2:01.351		48	Out	110.2	44.704	108.8	49.426			10:37.496	P
22	38.524	144.4	41.761	111.2	43.924	226.9	256.5	2:04.209		49	39.497	125.9	39.556	115.8	45.892	216.9	204.2	2:04.945	
23	36.625	169.3	37.113	106.4	43.024	229.8	259.6	1:56.762		50	37.032	140.3	37.765	124.4	43.110	228.3	243.2	1:57.907	
24	36.761	171.7	39.048	113.2	42.903	231.8	262.1	1:58.712		51	36.267	144.2	36.339	129.7	42.362	230.8	254.1	1:54.968	
25	36.392	151.7	36.874	104.1	42.407	231.3	262.1	1:55.673		52	35.773	142.3	35.856	128.0	41.641	232.3	257.8	1:53.270	
26	36.083	166.7	36.580	106.7	41.707	232.3	261.5	1:54.370		53	35.804	150.0	35.215	127.2	41.584	231.3	258.4	1:52.603	

Fastest time : 1:40.684 in lap 16 by nbr. 19 : Ehrlacher-Capo (Norma M 30 - Nissan)

Timekeeping by :

Results and lap times :

autódromo internacional algarve

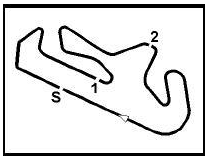

2017 MICHELIN LE MANS CUP - COLLECTIVE TEST SESSION

22-04-2017

21 - 23 April 2017

Laps and Sector Times - Track Session 1

Autodromo Internacional Algarve - 4652 mtr.

27	35.311	160.2	36.063	111.7	41.265	232.8	262.1	1:52.639	54									

53	Millara-Bihel-Ricci									Ligier JS P3 - Nissan									
lap	Sect-1	Speed	Sect-2	Speed	Sect-3	Speed	TopSpeed	laptime	pit	lap	Sect-1	Speed	Sect-2	Speed	Sect-3	Speed	Topspeed	laptime	pit
1	Out	113.8	43.458	94.9	46.357			2:13.613		25	32.273	191.2	32.519	135.2	37.730	246.0	270.7	1:42.522	
2	37.180	174.5	34.677	146.9	40.211	229.3	217.3	1:52.068		26	32.723	190.1	33.029	129.8		248.3	270.7	1:48.731	
3	34.434	172.0	34.528	138.3	39.234	234.8	259.0	1:48.196		27	Out	147.9	35.415	116.4	39.629			14:01.713	P
4	34.442	187.2	33.689	151.9	39.633	238.9	263.4	1:47.764		28	32.886	189.1	33.205	126.2	37.955	238.4	264.1	1:44.046	
5	33.485	189.5	33.454	131.4	38.796	240.0	265.4	1:45.735		29	33.062	185.2	34.242	126.3	37.996	239.5	265.4	1:45.300	
6	33.923	178.2	33.659	135.5		242.2	268.0	1:53.414		30	32.701	191.2	32.968	139.2		241.6	266.7	1:49.082	
7	Out	172.5	34.107	128.7	39.151			6:01.404	P	31	Out	117.3	41.012	118.4	43.503			12:08.176	P
8	33.795	178.2	33.113	137.6	39.129	241.6	266.7	1:46.037		32	36.405	136.0	37.091	111.8	42.719	226.9	257.1	1:56.215	
9	33.497	192.9	33.457	120.4	38.785	242.2	268.0	1:45.739		33	35.399	149.0	37.294	93.0	41.651	231.8	259.6	1:54.344	
10	34.033	181.2	33.187	129.5	39.535	243.8	268.7	1:46.755		34	35.131	143.0	37.184	103.8	40.658	235.8	260.9	1:52.973	
11	11:27.868	132.5	34.807	128.4	39.595	243.8	269.3	12:42.270	P	35	34.498	161.2	35.996	102.2	40.544	241.1	266.0	1:51.038	
12	34.250	180.3	33.653	131.1	38.614	240.0	265.4	1:46.517		36	34.422	162.7	35.823	102.3	40.965	237.9	265.4	1:51.210	
13	33.116	185.9	33.369	132.2	38.346	243.8	267.3	1:44.831		37	36.105	173.4	35.663	115.0	40.608	238.9	264.7	1:52.376	
14	33.520	180.0	33.088	133.3	38.731	243.2	266.7	1:45.339		38	34.714	158.1	35.901	99.1		242.2	267.3	1:54.669	
15	33.126	187.2	33.483	148.4	39.201	233.8	264.1	1:45.810		39	Out	153.4	35.358	118.7	40.801			20:29.997	P
16	33.172	177.3	33.440	125.4	38.248	243.8	270.0	1:44.860		40	35.177	153.6	34.791	113.0	40.378	235.8	262.8	1:50.346	
17	33.089	190.5	33.060	127.5	38.548	243.8	270.7	1:44.697		41	33.913	167.4	35.044	110.8	40.343	240.0	266.0	1:49.300	
18	33.182	179.7	33.130	129.7	38.307	243.2	270.0	1:44.619		42	34.325	191.2	34.926	109.8	40.353	240.0	264.7	1:49.604	
19	33.954	179.1	33.137	127.8		244.9	269.3	1:50.563		43	33.640	166.7	36.195	124.1	40.163	240.5	266.7	1:49.998	
20	Out	128.4	40.127	100.9	45.210			28:51.589	P	44	33.766	172.5	34.577	115.0	39.713	238.9	266.0	1:48.056	
21	36.514	162.4	34.538	113.2	38.367	203.4	224.1	1:49.419		45	33.975	174.8	34.700	111.3		242.2	267.3	1:59.144	
22	32.851	178.8	33.042	134.0	37.392	243.2	268.0	1:43.285		46	Out	184.0	35.236	114.4	44.971			8:07.797	P
23	32.309	187.5	32.588	140.6	38.382	247.1	268.7	1:43.279		47	34.129	180.6	34.946	110.2	40.953	224.1	257.1	1:50.028	
24	33.175	182.1	32.756	126.0	37.781	227.4	259.6	1:43.712		48									

65	Carde-Chila									Ligier JS P3 - Nissan									
lap	Sect-1	Speed	Sect-2	Speed	Sect-3	Speed	TopSpeed	laptime	pit	lap	Sect-1	Speed	Sect-2	Speed	Sect-3	Speed	Topspeed	laptime	pit
1	Out	125.6	42.705	102.0	48.530			2:13.604		23	33.518	183.4	33.684	132.4	39.333	237.9	263.4	1:46.535	
2	43.947	131.1	39.082	120.8	44.743	173.6	162.9	2:07.772		24	33.515	180.9	34.209	115.3	40.168	238.4	264.7	1:47.892	
3	36.612	156.7	35.912	113.2	42.707	229.3	257.1	1:55.231		25	33.528	189.5	33.249	139.5	38.757	235.3	263.4	1:45.534	
4	35.577	164.1	35.260	121.1	41.275	230.8	259.6	1:52.112		26	33.437	183.4	33.240	144.8	39.365	238.4	265.4	1:46.042	
5	34.892	174.2	34.202	139.4	40.537	233.3	262.1	1:49.631		27	33.452	190.8	33.826	122.2		242.2	266.0	1:48.788	
6	34.655	171.2	34.102	129.5	40.054	234.8	262.8	1:48.811		28	Out	127.7	41.260	108.1	45.061			34:40.015	P
7	34.238	158.6	34.545	125.9		236.8	266.0	1:51.988		29	35.285	175.9	34.923	122.3	39.659	226.4	257.1	1:49.867	
8	Out	132.2	40.676	105.6	43.260			6:22.035	P	30	32.747	189.1	33.189	140.1	38.184	241.6	266.0	1:44.120	
9	34.889	145.2	35.739	107.4	40.628	235.8	263.4	1:51.256		31	32.594	186.2	32.810	144.0	37.631	243.8	268.0	1:43.035	
10	33.842	150.6	34.877	115.8	39.406	237.4	264.1	1:48.125		32	33.200	188.8	32.670	146.1	38.017	244.3	267.3	1:43.887	
11	33.536	159.8	34.277	113.0	39.329	240.0	266.0	1:47.142		33	32.385	209.3	32.933	129.3	38.119	244.3	268.0	1:43.437	
12	33.148	161.7	33.722	113.7	38.979	239.5	264.7	1:45.849		34	32.436	189.8	32.975	129.7		245.5	270.7	1:44.779	
13	32.995	170.1	33.554	118.6	38.428	241.1	267.3	1:44.977		35	Out	173.9	32.917	129.8	38.250			4:44.826	P
14	33.158	159.5	33.949	119.1		240.0	265.4	1:50.364		36	32.541	193.5	33.223	132.2	38.391	242.7	266.0	1:44.155	
15	Out	138.8	35.653	108.5	39.577			22:42.660	P	37	32.879	170.6	32.765	128.4	38.136	242.7	266.7	1:43.780	
16	33.820	138.5	37.080	121.3	38.942	235.8	261.5	1:49.842		38	32.487	175.3	32.640	132.2	38.354	243.2	268.0	1:43.481	
17	33.229	165.6	33.575	127.8	38.575	239.5	264.1	1:45.379		39	32.493	177.9	32.554	138.1	39.307	242.7	266.7	1:44.354	
18	32.846	171.7	33.095	127.2	38.756	242.7	267.3	1:44.697		40	32.453	175.6	32.737	135.3	37.815	243.2	265.4	1:43.005	
19	33.197	180.6	33.205	131.5	38.640	240.5	265.4	1:45.042		41	33.012	160.5	38.261	101.5	42.178	244.3	267.3	1:53.451	
20	32.683	164.4	33.340	128.7	38.825	241.1	266.0	1:44.848		42	32.563	173.6	32.568	128.9	37.849	243.2	266.0	1:42.980	
21	34.060	149.2	36.041	111.6		243.2	268.7	1:54.561		43	35.421	145.6	38.536	113.2		246.0	269.3	2:02.401	
22	Out	167.4	34.576	134.8	40.229			6:44.407	P	44									

75	Haigh-Osborne									Audi R8									
lap	Sect-1	Speed	Sect-2	Speed	Sect-3	Speed	TopSpeed	laptime	pit	lap	Sect-1	Speed	Sect-2	Speed	Sect-3	Speed	Topspeed	laptime	pit
1	Out	159.5	38.173	129.8	43.347			1:56.467		14	33.659	196.7	34.670	123.6	39.795	242.2	275.5	1:48.124	
2	35.292	171.4	36.674	137.2	41.226	237.4	264.1	1:53.192		15	34.319	187.2	34.915	117.5		242.2	274.8	1:53.814	
3	34.456	177.6	35.744	147.3	40.695	240.0	271.4	1:50.895		16	Out	208.1	33.776	123.9	39.876			4:31.118	P
4	34.416	174.8	35.870	143.6	40.914	237.9	272.0	1:51.200		17	33.110	193.9	33.949	144.8	39.439	241.6	274.1	1:46.498	
5	35.709	168.2	35.455	118.2	41.737	226.9	248.3	1:52.901		18	33.138	207.7	33.766	128.4	39.504	243.2	273.4	1:46.408	
6	34.463	179.7	36.081	108.3		232.3	269.3	1:55.320		19	33.650	197.8	34.387	121.3		241.1	272.0	1:51.756	
7	Out	184.6	35.797	127.5	42.635			4:01.651	P	20	Out	188.2	34.292	136.2	40.290			3:17.478	P
8	9:19.528	184.0	34.933	139.5	41.200	210.5	253.5	10:35.661	P	21	33.373	206.1	33.934	135.8	39.836	243.2	272.7	1:47.143	
9	34.583	188.8	34.805	141.4	40.909	239.5	272.0	1:50.297		22	33.268	213.0	34.188	136.2	40.244	240.5	272.7	1:47.700	
10	35.577	180.3	36.115	126.0	46.281	242.7	255.9	1:57.973		23	34.703	179.7	36.627	123.9		240.5	266.0	1:55.907	

Fastest time : 1:40.684 in lap 16 by nbr. 19 : Ehrlacher-Capo (Norma M 30 - Nissan)

Timekeeping by :

Results and lap times :

autódromo internacional algarve

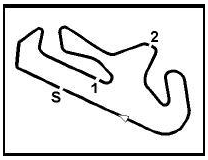

2017 MICHELIN LE MANS CUP - COLLECTIVE TEST SESSION

22-04-2017

21 - 23 April 2017

Laps and Sector Times - Track Session 1

Autodromo Internacional Algarve - 4652 mtr.

11	39.886	136.4	42.456	102.6	49.608	177.9	241.6	2:11.950	24	Out	182.4	34.536	118.0	40.028			.:12:55.835	P
12	34.678	165.9	35.427	106.7	43.039	235.8	270.0	1:53.144	25	33.305	188.5	34.478	142.5	39.696	241.1	272.0	1:47.479	
13	33.635	209.7	34.544	138.1	40.183	241.1	272.0	1:48.362	26									

Fastest time : 1:40.684 in lap 16 by nbr. 19 : Ehrlacher-Capo (Norma M 30 - Nissan)

Timekeeping by :

Results and lap times :