

Hankook 24H DUBAI 2017
24H SERIES 2017 - Race 1

Intermediate Result 24H Series - Race

Race Time = 16:00:00

10 - 14 January 2017
Dubai - 5399 mtr.

Class = A6-Pro - mainly GT3 Cars

Pos	Nbr	Team name / Official Entrant	Car	Gap	Diff	Fastest	In	Stops	Pit Total time in Pit
1	911	Herberth Motorsport Daniel Allemann	Porsche 991 GT3 R Allemann-Bohn-Renauer-Renauer-Hartley	-- 386 laps --		1:59.516	374	19	1:00:45
2	2	Black Falcon Black Falcon	Mercedes AMG GT3 Al Qubaisi-Bleekemolen-Assenheimer-Metzger	-- 383 laps --	4:22.042	1:59.215	2	17	0:54:07
3	3	Black Falcon Black Falcon	Mercedes AMG GT3 Al Faisal-Haupt-Buurman-Broniszewski-Engel	6.367	6.367	1:59.198	319	17	1:00:50
4	12	Manthey Racing Manthey Racing	Porsche 991 GT3 R Klohs-Müller-Cairoll-Krumbach	43.343	36.976	2:00.077	185	20	0:58:19
5	14	Optimum Motorsport Optimum Motorsport	Audi R8 LMS Osborne-Haigh-Ratcliffe-Haase	-- 382 laps --	3:17.898	2:00.287	3	18	0:55:22
6	76	Imsa Performance Raymond Narac	Porsche 991 GT3 R Narac-Cornac-Jousse-Jaminet	-- 378 laps --	7:08.003	2:00.285	3	16	0:54:52
7	963	GRT Grasser Racing Team GRT Grasser Racing Team	Lamborghini Huracán GT3 Bortolotti-Engelhart-Breukers-Ineichen-Ineichen	-- 374 laps --	4:11.737	1:59.717	3	19	1:07:48
8	5	Belgian Audi Club WRT Belgian Audi Club team WRT	Audi R8 LMS Bin Saud Al Saud-Bin Faisal Al Saud-Fässler-Vergers	-- 373 laps --	48.838	2:00.581	4	19	1:01:38
9	16	SPS automotive performance SPS automotive performance	Mercedes AMG GT3 Pierburg-Müller-Arnold-Onslow-Cole	-- 370 laps --	45.524	1:59.870	123	16	1:03:52
10	4	Belgian Audi Club WRT Belgian Audi Club team WRT	Audi R8 LMS Ide-Leonard-Frijns-Mies-Maes	-- 359 laps --	3:46.504	2:00.403	211	15	1:31:06
11	21	Konrad Motorsport Konrad Motorsport	Lamborghini Huracán GT3 Basseng-MaPELLI-Gounon-Stolz-Scheuschner	-- 358 laps --		2:01.355	3	16	0:56:33
12	29	Forch Racing powered by Olimp Forch Racing powered by Olimp	Porsche 991 GT3 R Lukas-Jedlinski-Henzler-Creel-Kubica	-- 242 laps --		2:00.398	2	14	2:14:15
13	17	IDEC SPORT RACING SAINT HONORE RACING	Mercedes AMG GT3 Lafargue-Lafargue-Minassian-Varutti	-- 216 laps --	12:33.642	2:00.820	3	10	1:35:49
14	28	GP Extreme GP Extreme	Renault RS01 FGT3 Grogor-Deletraz-Vergne-Webster-Kronfli	-- 148 laps --		2:01.278	3	8	0:22:59
15	964	GRT Grasser Racing Team GRT Grasser Racing Team	Lamborghini Huracán GT3 Bortolotti-Engelhart-Compagnon-Ineichen-Amstutz	-- 74 laps --		2:00.346	3	5	0:09:06
16	7	HB Racing HB Racing Team	Lamborghini Huracán GT3 Handlos-Siedler-Tordoff-Spengler-Amici	-- 46 laps --	18:12.656	2:00.523	2	2	0:03:13

Class = A6-Am - mainly GT3 Cars

Pos	Nbr	Team name / Official Entrant	Car	Gap	Diff	Fastest	In	Stops	Pit Total time in Pit
1	1	Hofor-Racing Hofor-Racing	Mercedes AMG GT3 Kroll-Kroll-Eggimann-Heyer-Frankenhou	-- 376 laps --	3:45.893	2:04.605	64	17	0:53:52
2	34	Car Collection Motorsport Car Collection Motorsport	Audi R8 LMS Dr. Kirchhoff-Edelhoff-Edelhoff-Grimm-Vogler	2:31.646	2:31.646	2:04.757	369	15	0:56:11
3	27	GP Extreme GP Extreme	Renault RS01 FGT3 Fatién-Carugati-Pastorelli-Hall	-- 371 laps --	3:25.914	2:01.149	242	16	0:59:39
4	22	Gravity Racing International Gravity Racing International	Mercedes SLS AMG GT3 Radermecker-Lopez-Kelders-Janis	25.268	25.268	2:03.137	262	12	0:52:53



Fastest time : 1:59.198 in lap 319 by nbr. 3 : Black Falcon(Yelmer Buurman) (Mercedes)

Publication-time

Results and lap times : www.raceresults.nu

Timekeeping by : RSTime by TimeService.nl

Time Printed : 14-01-2017 - 06:00

Race Director Martin van de Pavert	Steward	Timekeeper  Rob Oude Luttikhuis - TimeService.nl	Official Timekeeper 
Page 1 of 5	Results remain provisional pending technical examination and decisions from the stewards of the meeting		

Hankook 24H DUBAI 2017
24H SERIES 2017 - Race 1

Intermediate Result 24H Series - Race

10 - 14 January 2017
Dubai - 5399 mtr.

Race Time = 16:00:00

5	18	V8 Racing V8 Racing	Chevrolet Corvette C6-ZR1 Nathan-Abresch-Braams-Huisman-van t'Hoff	-- 369 laps --	1:09.629	2:02.764	2	17	0:56:23
6	66	Attempto Racing Attempto Racing	Porsche 991 GT3 R Häring-Hansch-Ulrich-Terting-Wlazik	-- 368 laps --	1:54.546	2:01.855	307	14	1:02:44
7	25	HTP Motorsport HTP Motorsport	Mercedes AMG GT3 de Pundert-Schneider-Tilke-Bosi	-- 355 laps --		2:00.705	166	15	0:54:51
8	33	Car Collection Motorsport Car Collection Motorsport	Audi R8 LMS Schmidt-Parhofer-Diaz Varela-Tutumlu Lopez-Forné	-- 249 laps --	54:54.876	2:02.807	182	11	1:15:15

Class = SPX - Special Cars (mainly GT-Cars and Silhouette Cars)

Pos	Nbr	Team name / Official Entrant	Car	Gap	Diff	Fastest	In	Stops	Pit Total time in Pit
1	87	GDL Racing Middle East GDL Racing Middle East	Lamborghini Huracán Super Trofeo Pelle-Penttinen-Rice-Ehret	-- 366 laps --	4:05.269	2:05.099	3	17	1:03:38
2	10	Leipert Motorsport Oliver Webb	Lamborghini Huracán Super Trofeo Webb-Rattenbury-Perrin-Schlotter	-- 364 laps --	2:23.121	2:04.327	287	15	0:55:56
3	51	FACH AUTO TECH Fach Auto Tech	Porsche 991 Cup MR Fleischer-Joos-Wagner-Bruder-Ragginger	-- 361 laps --	8:25.144	2:05.168	254	12	0:54:29
4	77	GDL Racing Team Asia GDL Racing Team Asia	Lamborghini Huracán Super Trofeo Keong Liam-Farmer-Lee-Tan	41:57.810	41:57.810	2:05.492	3	17	1:06:46
5	401	Schubert Motorsport Schubert Motorsport	BMW4 GT4 Collard-Klingmann-Müller	31.670	31.670	2:10.075	208	18	1:18:19
6	204	Vortex V8 Arnaud Gomez	Vortex 1.0 Amrouche-Calmon-Gomez-Gomez	-- 296 laps --	11:37.092	2:05.186	11	23	3:55:21
7	24	COOL RACING BY GPC MOTORSPC Alexandre Coigny	Vortex 1.0 Coigny-Forgione-Alexander-Dyer	-- 241 laps --		2:04.543	134	12	6:19:58
8	19	Eurotrac (by Bas Koeten) Bas Koeten Racing	Dodge Viper CC Series 2 de Heus-de Jong-Breukers-Rijnbeek	-- 6 laps --	15:31.988	2:07.388	2	1	0:00:00

Class = 991 - Porsche 991 Cup Cars (models 2014..2015)

Pos	Nbr	Team name / Official Entrant	Car	Gap	Diff	Fastest	In	Stops	Pit Total time in Pit
1	68	Black Falcon Team TMD Friction BLACK FALCON Team TMD Friction	Porsche 991 Cup Al Faisal-Al Mouri-Fjordbach-Toril	1:47.496	1:47.496	2:05.932	291	15	0:48:26
2	63	race:pro motorsport race:pro motorsport	Porsche 991 Cup Minsky-Sultanov-Bachler-Rivas-Wallenwein	27.920	27.920	2:05.060	290	13	0:48:55
3	85	PROsport Performance PROsport performance	Porsche 991 Cup Putman-Espenlaub-Foster-Pilgrim	1:33.594	1:05.674	2:06.663	304	15	0:58:06
4	92	MSG Motorsport MSG Motorsport	Porsche 991 Cup Sager-Autumn-Zöchling-Rindlisbacher-Kuhs	29.086	29.086	2:05.406	317	15	1:03:50
5	69	Black Falcon Team TMD Friction BLACK FALCON Team TMD Friction	Porsche 991 Cup Kaiser-Spreng-Toril-Alesayi	43:55.802	1:57.992	2:06.137	3	15	1:02:48
6	80	APO Sport Alex Osborne	Porsche 991 Cup Osborne-May-May	1:11.300	1:11.300	2:07.742	261	13	1:35:12
7	95	Memac Ogilvy Duel Racing Memac Ogilvy Duel Racing	Porsche 991 Cup Moutran-Moutran-Moutran-Quaife	-- 293 laps --		2:06.712	6	13	0:38:08
8	90	MRS GT-Racing MRS GT-Racing	Porsche 991 Cup Baharian-Nicolaidis-Lewis Brauner-Nakken	-- 273 laps --		2:07.816	26	11	0:39:02



Fastest time : 1:59.198 in lap 319 by nbr. 3 : Black Falcon(Yelmer Burman) (Mercedes)

Publication-time

Results and lap times : www.raceresults.nu

Timekeeping by : RSTime by TimeService.nl

Time Printed : 14-01-2017 - 06:00

Race Director Martin van de Pavert	Steward	Timekeeper  Rob Oude Luttkhuis - TimeService.nl	Official Timekeeper 
---	---------	---	--

Hankook 24H DUBAI 2017
24H SERIES 2017 - Race 1

Intermediate Result 24H Series - Race

10 - 14 January 2017
Dubai - 5399 mtr.

Race Time = 16:00:00

9	93	MSG Motorsport MSG Motorsport	Porsche 991 C up Zwinger-Hrobarek-Petit-Terrail-Jürgen Kroner	-- 238 laps --		2:07.462	42	13	1:09:15
10	73	HRT Performance Attempto Racing	Porsche 991 C up Lindholm-Ogrocki-Harmsen-Kleinbach-Littman	-- 154 laps --		2:07.728	52	7	0:35:53
11	81	Olimp Racing by Lukas Motorsport Olimp Racing by Lukas Motorsport	Porsche 991 C up Walliko-Eisemann-Triller-Scholze-Bauer	-- 78 laps --	44:33.024	2:08.088	58	4	0:11:16

Class = SP2 - Special Cars (mainly GT-Cars and Silhouette Cars)

Pos	Nbr	Team name / Official Entrant	Car	Gap	Diff	Fastest	In	Stops	Pit Total time in Pit
1	207	Bovi Motorsport Bovi Motorsport	Brokemet Silver Sting Kaufmann-Bodis-van Lagen-Bo Frederiksen	-- 351 laps --	5:26.938	2:07.801	3	15	1:15:14
2	78	Speed Lover Speed Lover	Porsche 991 C up Verheyen-Paque-Gerome-Decurtins-Verburg	-- 350 laps --	14.951	2:09.743	143	14	1:06:11
3	58	VDS Racing Adventures Royale Ecurie Azur	MARC Focus V8 van der Straten-Vanlooche-Paisse-Dupont-Close	50.390	50.390	2:09.278	320	12	1:09:09
4	247	Reiter Engineering Reiter Engineering	KTM X-BOW (SP2) Mantella-Chaponick Jr.-Sandberg-Mazatis	-- 341 laps --	8:48.983	2:07.699	175	11	1:31:55
5	209	Besaplast Racing Besaplast Racing Team	Audi TTRS Kovac-Pekar-Erlebach-Vukovic	-- 335 laps --	3:20.439	2:12.573	128	15	1:13:52
6	203	Vortex V8 Mathieu Pontais	GC Automobile GC 10 V8 Deutsch-Deutsch-Pontais-Thiel	-- 276 laps --		2:07.563	119	14	0:52:39

Class = SP3 - Special Cars (mainly GT4 cars)

Pos	Nbr	Team name / Official Entrant	Car	Gap	Diff	Fastest	In	Stops	Pit Total time in Pit
1	231	Optimum Motorsport Optimum Motorsport	Ginetta G55 GT4 Linn-Barwick-O'Brien-Moore	-- 353 laps --	49:24.039	2:12.157	103	16	0:56:14
2	267	GDL Racing Team Asia GDL Racing Middle East	Porsche Cayman GT4 Clubsport MR Hui-Yu-Au-Tse	-- 348 laps --	4:27.487	2:13.975	328	15	0:58:11
3	229	Century Motorsport Century Motorsport	Ginetta G55 GT4 Freke-Moffat-Mitchell-Green	-- 347 laps --	1:25.793	2:10.669	3	18	1:16:00
4	178	CWS Colin White	Ginetta G55 GT4 White-Hibbert-Simpson-Gdovic	11.425	11.425	2:11.006	288	14	1:11:56
5	86	PROsport Performance PROsport performance	Porsche Cayman PRO4 Viebahn-Kasperlik-Klasen-Verdonck	-- 346 laps --	2:16.376	2:13.034	116	18	1:01:38
6	114	JR Motorsport Bob Herber	BMW E90 Herber-Hilders-Bessem-Schouten	-- 344 laps --	6:06.919	2:13.428	294	17	1:13:24
7	241	ALFAB Racing ALFAB Racing	Porsche Cayman GT4 Clubsport Behrens-Ros-Levin-Ros	-- 343 laps --		2:11.312	4	19	1:18:18
8	111	track-club Adam Balon	Lotus Evora GT4 Balon-Knight-Stanley	-- 339 laps --	2:29.439	2:11.492	3	14	1:06:50
9	123	Nissan GT Academy Team RJN Nissan GT academy Team RJN	Nissan 370Z GT4 Mardenborough-Sanchez-Sarazin-Guindi	-- 336 laps --	2:46.251	2:10.180	3	16	1:41:03
10	249	Newbridge Motorsport - OCC Lasik Rotek Racing	Porsche Cayman GT4 Clubsport Keegan-Stammer-Welch	57.276	57.276	2:15.632	301	13	0:58:14
11	250	Rotek Racing Rotek Racing	Porsche Cayman GT4 Clubsport McGuire-Block-Schauerman-Rondet-James	1:36.367	39.091	2:14.369	233	16	1:02:45



Fastest time : 1:59.198 in lap 319 by nbr. 3 : Black Falcon(Yelmer Burman) (Mercedes)

Publication-time

Results and lap times : www.raceresults.nl

Timekeeping by : RSTime by TimeService.nl

Time Printed : 14-01-2017 - 06:00

Race Director Martin van de Pavert	Steward	Timekeeper  Rob Oude Lutikhuis - TimeService.nl	Official Timekeeper 
Page 3 of 5	Results remain provisional pending technical examination and decisions from the stewards of the meeting		

Hankook 24H DUBAI 2017
24H SERIES 2017 - Race 1

Intermediate Result 24H Series - Race

10 - 14 January 2017
Dubai - 5399 mtr.

Race Time = 16:00:00

12	340	Bucketlist Racing Bucketlist Racing	BMW F30 340i Winterboer-Sanne-van Vuuren-Wilson-Budnik	-- 324 laps --	1:51.392	2:18.511	206	14	1:30:04
13	242	Manthey Racing Manthey Racing	Porsche Cayman GT4 Clubsport MR Schmersal-Mihm-von Oeynhausen-Kemper-Kemper	-- 321 laps --	4:05.601	2:14.704	4	13	1:22:02
14	777	Schwede Motorsport Phillip Bethke	Porsche Cayman GT4 Clubsport MR Bethke-Hornung-Kraft-Sadler	-- 317 laps --	4:41.834	2:14.906	221	13	1:41:37
15	245	Slidesports Pallex Slidesports Limited	Porsche Cayman GT4 Clubsport Fairbrother-Dawson-Armstrong-Jones-Caygill	-- 308 laps --	10:10.873	2:15.113	5	19	1:48:29
16	243	Black Falcon Team TMD Friction BLACK FALCON team TMD Friction	Porsche Cayman GT4 Clubsport Schoeller-Leib-Plana-Mehmet Kaya	-- 245 laps --		2:13.908	163	12	0:39:21
17	246	Reiter Engineering Reiter Engineering	KTM X-BOW GT4 Wood-Rathe-Schiff-Niederhauser	-- 172 laps --		2:10.637	40	10	7:57:56
18	240	FACH AUTO TECH Fach Auto Tech	Porsche Cayman GT4 Clubsport Zolin-Schnyder-Hirschmann-Arnold-Takizawa					0	0:00:00

Class = TCR - TCR cars Petrol Touring Cars 2000cc Supercharged

Pos	Nbr	Team name / Official Entrant	Car	Gap	Diff	Fastest	In	Pit Stops	Total time in Pit
1	108	Cadspeed Racing with Atech James Kaye	Audi RS3 LMS TCR Kaye-Griffin-HoIstein-Hutchison	-- 340 laps --	1:15.795	2:13.988	85	15	1:14:10
2	216	Modena Motorsports Mondena Motorsport	Seat Leon TCR V2 SEQ Shen-Shen-Tjia-Beche	22.334	22.334	2:13.019	7	14	1:26:09
3	105	Zest Racecar Engineering Philippe Ulivieri	Seat Leon TCR V2 DSG Ulivieri-Rdest-Allen-Coupal-Weisberg	-- 319 laps --	4:45.376	2:15.000	3	16	1:49:34
4	303	Red Camel-Jordans.nl Red Camel-Jordans.nl	Seat Leon Cup Racer (2015 DSG) Wheeler-Astin-Martroussian-Dijkhof	21.646	21.646	2:15.038	3	11	2:42:47
5	100	Team Bleekemolen Sebastian Bleekemolen	Seat Leon TCR V2 SEQ Bleekemolen-Bleekemolen-de Borst-Ringelberg	-- 213 laps --	25:42.206	2:13.489	157	15	1:02:01
6	57	Lap57 Motorsports Lap57 Racing Team	Honda Civic TCR Al Owais- Al Hammadi-Zuhour-Al Mehairi					0	0:00:00

Class = A3 - Touring Cars 2000 up to 3500cc & Supercharged 1650 up to 2000cc

Pos	Nbr	Team name / Official Entrant	Car	Gap	Diff	Fastest	In	Pit Stops	Total time in Pit
1	308	Team Altran Peugeot Guillaume ROMAN	Peugeot 208 GTi Roman-Blaise-Holmgaard-Carlson	-- 337 laps --	3:08.670	2:17.378	169	14	0:54:31
2	133	PB Racing Stefano D'Aste	Lotus Elise Cup PB-R D'Aste-Pasotti-Pegoraro-Vinke-Bartyan	-- 325 laps --	8:34.002	2:17.755	176	10	0:55:54
3	908	Team Altran Peugeot Yusif BASSIL	Peugeot 208 GTi Bassil-Boyer-de Andres-Dupont	1:16.518	30.459	2:17.151	287	12	1:14:22
4	135	Zest Racecar Engineering Robert Taylor	Seat Leon Supercopa Taylor-Cox-Wishart-Savage	-- 304 laps --	5:32.459	2:22.467	217	16	1:29:51
5	99	RKC/TGM Ricky Coomber	Honda FD2-Civic Type-R Coomber-Gannon-Dirkwater-Deaton-White	-- 303 laps --	4:18.504	2:18.716	280	9	2:09:14
6	121	track-club Marcus Jewell	Seat Leon Supercopa Jewell-Drummond-Atkinson-Ratcliff	-- 302 laps --	1:16.199	2:21.271	276	12	1:45:47
7	131	Hofor-Kuepper Racing Hofor Racing	BMW E46 M3 Coupe Kupper-Kroll-Fischer-Pavlovic-Engljahringer	40:32.660	40:32.660	2:17.108	51	6	0:15:51



Fastest time : 1:59.198 in lap 319 by nbr. 3 : Black Falcon(Yelmer Burman) (Mercedes)

Publication-time

Results and lap times : www.raceresults.nu

Timekeeping by : RSTime by TimeService.nl

Time Printed : 14-01-2017 - 06:00

Race Director Martin van de Pavert	Steward	Timekeeper  Rob Oude Luttkhuis - TimeService.nl	Official Timekeeper 
---------------------------------------	---------	---	--

Hankook 24H DUBAI 2017
24H SERIES 2017 - Race 1

Intermediate Result 24H Series - Race

10 - 14 January 2017
Dubai - 5399 mtr.

Race Time = 16:00:00

8 71 Cor Euser Racing BMW M3 -- 63 laps -- 44:21.832 2:18.414 51 2 0:04:03
Cor Euser Racing Allpass-Verburg-Euser-Dieter Frommer-Nielsen

Class = CUP1 - BMW M235i Racing Cup: 3000cc Twin Turbo

Pos	Nbr	Team name / Official Entrant	Car	Gap	Diff	Fastest	In	Stops	Pit Total time in Pit
1	151	Sorg Rennsport Securtal Sorg	BMW M235i Racing Cup Epp-Andreas Franz-Hollerweger-Eichenberg-Sandberg	-- 332 laps --	4:53.907	2:19.354	146	16	0:57:04
2	152	Sorg Rennsport Securtal Sorg	BMW M235i Racing Cup AL Melaïhi-Diez-de los Milagros-Richardson-Peh	46.059	46.059	2:19.228	14	16	1:07:41
3	146	Bonk Motorsport Max Partl	BMW M235i Racing Cup Bock-Partl-Partl	-- 314 laps --	47:35.040	2:19.872	10	20	1:48:14
4	145	Bonk Motorsport Michael Bonk	BMW M235i Racing Cup Piepmeyer-Burghardt-Bonk-Leyherr	27.589	27.589	2:21.839	185	20	1:32:23
5	235	DUWO Racing Dumont Jean-Marie	BMW M235i Racing Cup Dumont-Schmit-Schmit-Chkondali-Derossi	-- 307 laps --	20:10.460	2:21.293	101	12	1:30:55
6	154	QSR Jimmy de Breucker	BMW M235i Racing Cup de Breucker-Timmers-Gillion-Kenis	-- 275 laps --		2:20.536	8	11	3:00:52

Class = A2 - Petrol Touring Cars up to 2000cc & Supercharged up to 1650cc

Pos	Nbr	Team name / Official Entrant	Car	Gap	Diff	Fastest	In	Stops	Pit Total time in Pit
1	171	Team Eva Solo/K-Rejser TeamK-Rejser	Peugeot RCZ Kristensen-Engelbrecht-Sorensen-Mølgaard-Sorensen	-- 329 laps --	6:47.755	2:22.044	109	11	0:46:27
2	52	Team Sally Racing 1 Team Sally Racing	Renault Clio Cup III Sally Pedersen-Obel-Jusjong-Marcussen-Christensen	-- 323 laps --	3:01.908	2:27.609	37	11	0:31:26
3	172	Team Cooksport Josh Cook	Renault Clio Cup IV Sedgwick-Deegan-Cook-Maybin-Cook	19.383	19.383	2:23.073	273	10	0:59:25
4	570	Lap57 Motorsports Lap57 Racing Team	Honda Integra DC5 Umemoto-Okumura-Hamano-Jürgen-Silva	8.802	8.802	2:21.976	268	12	1:39:50
5	112	Stanco&Tanner Motorsport Stanco&Tanner Motorsport	Renault Clio Cup IV Tanner-Stanco-Henggeler-Mollison-Oscarsson	-- 301 laps --	2:59.149	2:21.790	275	15	2:03:20
6	53	Team Sally Racing 2 Team Sally Racing	Renault Clio Cup III Løndal Pedersen-Vesthave-Nyman-Skipper	-- 294 laps --	4:27.556	2:27.207	48	16	1:49:01
7	48	ZRT Motorsport Chris Yarwood	Honda Integra DC5 Mullan-Khan-Davidson-Yarwood	2:58:53.912		2:22.555	80	14	2:27:45
8	165	TEAM CLIO CUP FRANCE Renault Sport Racing Team	Renault Clio Cup IV Tremoulet-Clairat-Clairat-Sarhy-Arellano					0	0:00:00



Fastest time : 1:59.198 in lap 319 by nbr. 3 : Black Falcon(Yelmer Burman) (Mercedes)

Publication-time

Results and lap times : www.raceresults.nu

Timekeeping by : RSTime by TimeService.nl

Time Printed : 14-01-2017 - 06:00

Race Director Martin van de Pavert	Steward	Timekeeper  Rob Oude Lutikhuis - TimeService.nl	Official Timekeeper 
Page 5 of 5	Results remain provisional pending technical examination and decisions from the stewards of the meeting		