

Hankook 24H DUBAI 2017
24H SERIES 2017 - Race 1

Intermediate Result 24H Series - Race

Race Time = 12:00:00

10 - 14 January 2017
Dubai - 5399 mtr.

Class = A6-Pro - mainly GT3 Cars

Pos	Nbr	Team name / Official Entrant	Car	Gap	Diff	Fastest	In	Stops	Pit Total time in Pit
1	12	Manthey Racing Manthey Racing	Porsche 991 GT3 R Klohs-Müller-Cairol-Krumbach	-- 285 laps --		2:00.077	185	15	0:43:38
2	911	Herberth Motorsport Daniel Allemann	Porsche 991 GT3 R Allemann-Bohn-Renauer-Renauer-Hartley	9.443	9.443	2:00.277	187	15	0:46:21
3	2	Black Falcon Black Falcon	Mercedes AMG GT3 Al Qubaisi-Bleekemolen-Assenheimer-Metzger	-- 284 laps --	2:38.339	1:59.215	2	14	0:41:22
4	14	Optimum Motorsport Optimum Motorsport	Audi R8 LMS Osborne-Haigh-Ratcliffe-Haase	-- 282 laps --	2:43.275	2:00.287	3	13	0:40:04
5	3	Black Falcon Black Falcon	Mercedes AMG GT3 Al Faisal-Haupt-Buurman-Broniszewski-Engel	28.984	28.984	2:00.419	2	13	0:48:47
6	76	Imsa Performance Raymond Narac	Porsche 991 GT3 R Narac-Cornac-Jousse-Jaminet	-- 280 laps --	4:56.284	2:00.285	3	12	0:42:31
7	21	Konrad Motorsport Konrad Motorsport	Lamborghini Huracán GT3 Basseng-MaPELLI-Gounon-Stolz-Scheuschner	-- 278 laps --	3:53.935	2:01.355	3	11	0:42:17
8	5	Belgian Audi Club WRT Belgian Audi Club team WRT	Audi R8 LMS Bin Saud Al Saud-Bin Faisal Al Saud-Fässler-Vergers	23.494	23.494	2:00.581	4	15	0:50:44
9	963	GRT Grasser Racing Team GRT Grasser Racing Team	Lamborghini Huracán GT3 Bortolotti-Engelhart-Breukers-Ineichen-Ineichen	1:40.386	1:40.386	1:59.717	3	14	0:52:37
10	16	SPS automotive performance SPS automotive performance	Mercedes AMG GT3 Pierburg-Müller-Arnold-Onslow-Cole	-- 272 laps --	41.536	1:59.870	123	13	0:51:45
11	4	Belgian Audi Club WRT Belgian Audi Club team WRT	Audi R8 LMS Ide-Leonard-Frijns-Mies-Maes	-- 259 laps --	1:41.332	2:00.403	211	12	1:20:02
12	29	Forch Racing powered by Olimp Forch Racing powered by Olimp	Porsche 991 GT3 R Lukas-Jedlinski-Henzler-Creel-Kubica	36:55.943	55.137	2:00.398	2	13	2:14:15
13	17	IDEC SPORT RACING SAINT HONORE RACING	Mercedes AMG GT3 Lafargue-Lafargue-Minassian-Varutti	-- 216 laps --		2:00.820	3	10	1:35:49
14	28	GP Extreme GP Extreme	Renault RS01 FGT3 Grogor-Deletraz-Vergne-Webster-Kronfli	-- 148 laps --		2:01.278	3	8	0:22:59
15	964	GRT Grasser Racing Team GRT Grasser Racing Team	Lamborghini Huracán GT3 Bortolotti-Engelhart-Companc-Ineichen-Amstutz	-- 74 laps --		2:00.346	3	5	0:09:06
16	7	HB Racing HB Racing Team	Lamborghini Huracán GT3 Handlos-Siedler-Tordoff-Spengler-Amici	-- 46 laps --	18:12.656	2:00.523	2	2	0:03:13

Class = A6-Am - mainly GT3 Cars

Pos	Nbr	Team name / Official Entrant	Car	Gap	Diff	Fastest	In	Stops	Pit Total time in Pit
1	1	Hofor-Racing Hofor-Racing	Mercedes AMG GT3 Kroll-Kroll-Eggimann-Heyer-Frankenhou	-- 277 laps --	2:03.057	2:04.605	64	13	0:40:22
2	25	HTP Motorsport HTP Motorsport	Mercedes AMG GT3 de Pundert-Schneider-Tilke-Bosi	-- 276 laps --	1:22.112	2:00.705	166	12	0:43:57
3	22	Gravity Racing International Gravity Racing International	Mercedes SLS AMG GT3 Radermecker-Lopez-Kelders-Janis	1:04.254	1:04.254	2:03.137	262	9	0:37:31
4	34	Car Collection Motorsport Car Collection Motorsport	Audi R8 LMS Dr. Kirchhoff-Edelhoff-Edelhoff-Grimm-Vogler	-- 275 laps --	39.353	2:04.798	165	11	0:39:36



Fastest time : 1:59.215 in lap 2 by nbr. 2 : Black Falcon(Jeroen Bleekemolen) (Mercedes)

Publication-time

Results and lap times : www.raceresults.nu

Timekeeping by : RSTime by TimeService.nl

Time Printed : 14-01-2017 - 02:00

Race Director Martin van de Pavert	Steward	Timekeeper  Rob Oude Luttkhuis - TimeService.nl	Official Timekeeper 
---------------------------------------	---------	---	--

Hankook 24H DUBAI 2017
24H SERIES 2017 - Race 1

Intermediate Result 24H Series - Race

10 - 14 January 2017
Dubai - 5399 mtr.

Race Time = 12:00:00

5	27	GP Extreme GP Extreme	Renault RS01 FGT3 Fatien-Carugati-Pastorelli-Hall	-- 274 laps --	25.241	2:01.149	242	12	0:43:02
6	18	V8 Racing V8 Racing	Chevrolet Corvette C6-ZR1 Nathan-Abresch-Braams-Huisman-van t'Hoff	1:14.725	1:14.725	2:02.764	2	14	0:44:48
7	66	Attempto Racing Attempto Racing	Porsche 991 GT3 R Häring-Hansch-Ulrich-Terting-Wlazik	44.147	44.147	2:02.962	98	11	0:46:13
8	33	Car Collection Motorsport Car Collection Motorsport	Audi R8 LMS Schmidt-Parhofer-Diaz Varela-Tutumlu Lopez-Forné	-- 249 laps --	11:22.646	2:02.807	182	11	1:15:15

Class = SPX - Special Cars (mainly GT-Cars and Silhouette Cars)

Pos	Nbr	Team name / Official Entrant	Car	Gap	Diff	Fastest	In	Stops	Pit Total time in Pit
1	87	GDL Racing Middle East GDL Racing Middle East	Lamborghini Huracán Super Trofeo Pelle-Penttinen-Rice-Ehret	1:34.214	50.067	2:05.099	3	13	0:46:34
2	10	Leipert Motorsport Oliver Webb	Lamborghini Huracán Super Trofeo Webb-Rattenbury-Perrin-Schlotter	28.098	1.268	2:04.605	40	12	0:43:05
3	51	FACH AUTO TECH Fach Auto Tech	Porsche 991 Cup MR Fleischer-Joos-Wagner-Bruder-Ragginger	-- 268 laps --	3:59.177	2:05.168	254	9	0:42:20
4	77	GDL Racing Team Asia GDL Racing Team Asia	Lamborghini Huracán Super Trofeo Keong Liam-Farmer-Lee-Tan	5.560	5.560	2:05.492	3	13	0:50:07
5	401	Schubert Motorsport Schubert Motorsport	BMW4 GT4 Collard-Klingmann-Müller	-- 260 laps --	2:24.946	2:10.075	208	14	1:02:42
6	204	Vortex V8 Arnaud Gomez	Vortex 1.0 Amrouche-Calmon-Gomez-Gomez	-- 241 laps --		2:05.186	11	19	1:28:20
7	24	COOL RACING BY GPC MOTORSPC Alexandre Coigny	Vortex 1.0 Coigny-Forgione-Alexander-Dyer	-- 167 laps --		2:04.543	134	9	5:13:16
8	19	Eurotrac (by Bas Koeten) Bas Koeten Racing	Dodge Viper CC Series 2 de Heus-de Jong-Breukers-Rijnbeek	-- 6 laps --	15:31.988	2:07.388	2	1	0:00:00

Class = 991 - Porsche 991 Cup Cars (models 2014..2015)

Pos	Nbr	Team name / Official Entrant	Car	Gap	Diff	Fastest	In	Stops	Pit Total time in Pit
1	68	Black Falcon Team TMD Friction BLACK FALCON Team TMD Friction	Porsche 991 Cup Al Faisal-Al Mouri-Fjordbach-Toril	-- 273 laps --	2:08.099	2:05.966	3	11	0:34:11
2	85	PROsport Performance PROsport performance	Porsche 991 Cup Putman-Espenlaub-Foster-Pilgrim	-- 271 laps --	1:42.012	2:06.700	181	11	0:38:58
3	95	Memac Ogilvy Duel Racing Memac Ogilvy Duel Racing	Porsche 991 Cup Moutran-Moutran-Moutran-Quaife	-- 270 laps --	2:20.479	2:06.712	6	12	0:38:08
4	63	race:pro motorsport race:pro motorsport	Porsche 991 Cup Minsky-Sultanov-Bachler-Rivas-Wallenwein	26.830	26.830	2:05.480	142	10	0:38:57
5	92	MSG Motorsport MSG Motorsport	Porsche 991 Cup Sager-Autumn-Zöchling-Rindlisbacher-Kuhs	-- 265 laps --	5:08.835	2:05.527	203	11	0:42:14
6	69	Black Falcon Team TMD Friction BLACK FALCON Team TMD Friction	Porsche 991 Cup Kaiser-Spreng-Toril-Alesayi	-- 264 laps --	3:19.557	2:06.137	3	11	0:46:32
7	90	MRS GT-Racing MRS GT-Racing	Porsche 991 Cup Baharian-Nicolaidis-Lewis Brauner-Nakken	-- 263 laps --	1:25.281	2:07.816	26	10	0:39:02
8	80	APO Sport Alex Osborne	Porsche 991 Cup Osborne-May-May	35:42.773	35:42.773	2:08.229	3	10	1:21:26



Fastest time : 1:59.215 in lap 2 by nbr. 2 : Black Falcon(Jeroen Bleekemolen) (Mercedes)

Publication-time

Results and lap times : www.raceresults.nu

Timekeeping by : RSTime by TimeService.nl

Time Printed : 14-01-2017 - 02:00

Race Director Martin van de Pavert	Steward	Timekeeper  Rob Oude Luttkhuis - TimeService.nl	Official Timekeeper 
Page 2 of 5	Results remain provisional pending technical examination and decisions from the stewards of the meeting		

Hankook 24H DUBAI 2017
24H SERIES 2017 - Race 1

Intermediate Result 24H Series - Race

10 - 14 January 2017
Dubai - 5399 mtr.

Race Time = 12:00:00

9	93	MSG Motorsport MSG Motorsport	Porsche 991 Cup Zwinger-Hrobarek-Petit-Terrail-Jürgen Kroner	-- 238 laps --	2:07.462	42	12	1:09:15
10	73	HRT Performance Attempto Racing	Porsche 991 Cup Lindholm-Ogrocki-Harmsen-Kleinbach-Littman	-- 154 laps --	2:07.728	52	7	0:35:53
11	81	Olimp Racing by Lukas Motorsport Olimp Racing by Lukas Motorsport	Porsche 991 Cup Walilko-Eisemann-Triller-Scholze-Bauer	-- 78 laps --	2:08.088	58	4	0:11:16

Class = SP2 - Special Cars (mainly GT-Cars and Silhouette Cars)

Pos	Nbr	Team name / Official Entrant	Car	Gap	Diff	Fastest	In	Stops	Pit Total time in Pit
1	58	VDS Racing Adventures Royale Ecurie Azur	MARC Focus V8 van der Straten-Vanlooche-Paisse-Dupont-Close	-- 262 laps --	3:05.719	2:10.395	119	9	0:42:54
2	78	Speed Lover Speed Lover	Porsche 991 Cup Verheyen-Paque-Gerome-Decurtins-Verburg	-- 261 laps --	54.830	2:09.743	143	11	0:49:05
3	207	Bovi Motorsport Bovi Motorsport	Brokemet Silver Sting Kaufmann-Bodis-van Lagen-Bo Frederiksen	-- 256 laps --	5:19.368	2:07.801	3	12	0:59:49
4	203	Vortex V8 Mathieu Pontais	GC Automobile GC 10 V8 Deutsch-Deutsch-Pontais-Thiel	1:29.128	1:27.265	2:07.563	119	12	0:48:16
5	247	Reiter Engineering Reiter Engineering	KTM X-BOW (SP2) Mantella-Chaponick Jr.-Sandberg-Mazatis	-- 248 laps --		2:07.699	175	9	1:22:44
6	209	Besaplast Racing Besaplast Racing Team	Audi TTRS Kovac-Pekar-Erebach-Vukovic	-- 246 laps --	2:58.384	2:12.573	128	10	0:56:45

Class = SP3 - Special Cars (mainly GT4 cars)

Pos	Nbr	Team name / Official Entrant	Car	Gap	Diff	Fastest	In	Stops	Pit Total time in Pit
1	231	Optimum Motorsport Optimum Motorsport	Ginetta G55 GT4 Linn-Barwick-O'Brien-Moore	6.566	6.566	2:12.157	103	12	0:42:10
2	267	GDL Racing Team Asia GDL Racing Middle East	Porsche Cayman GT4 Clubsport MR Hui-Yu-Au-Tse	1.863	1.863	2:14.246	87	12	0:47:02
3	86	PROsport Performance PROsport performance	Porsche Cayman PRO4 Viebahn-Kasperlik-Klasen-Verdonck	1:56.487	27.359	2:13.034	116	15	0:45:41
4	178	CWS Colin White	Ginetta G55 GT4 White-Hibbert-Simpson-Gdovic	-- 255 laps --	1:10.917	2:11.287	150	11	0:56:54
5	229	Century Motorsport Century Motorsport	Ginetta G55 GT4 Freke-Moffat-Mitchell-Green	49.742	49.742	2:10.669	3	13	0:59:56
6	114	JR Motorsport Bob Herber	BMW E90 Herber-Hilders-Bessem-Schouten	-- 254 laps --	2:13.416	2:13.845	177	14	0:57:35
7	111	track-club Adam Balon	Lotus Evora GT4 Balon-Knight-Stanley	-- 253 laps --	2:06.739	2:11.492	3	9	0:46:27
8	241	ALFAB Racing ALFAB Racing	Porsche Cayman GT4 Clubsport Behrens-Ros-Levin-Ros	-- 251 laps --	3:49.958	2:11.312	4	15	1:03:29
9	250	Rotek Racing Rotek Racing	Porsche Cayman GT4 Clubsport McGuire-Block-Schauerman-Rondet-James	35:39.654	35:39.654	2:14.369	233	11	0:43:16
10	123	Nissan GT Academy Team RJN Nissan GT academy Team RJN	Nissan 370Z GT4 Mardenborough-Sanchez-Sarazin-Guindi	1:33.394	1:24.469	2:10.180	3	12	1:20:12
11	243	Black Falcon Team TMD Friction BLACK FALCON team TMD Friction	Porsche Cayman GT4 Clubsport Schoeller-Leib-Plana-Mehmet Kaya	-- 245 laps --		2:13.908	163	11	0:39:21



Fastest time : 1:59.215 in lap 2 by nbr. 2 : Black Falcon(Jeroen Bleekemolen) (Mercedes)

Publication-time

Results and lap times : www.raceresults.nu

Timekeeping by : RSTime by TimeService.nl

Time Printed : 14-01-2017 - 02:00

Race Director Martin van de Pavert	Steward	Timekeeper  Rob Oude Luttkhuis - TimeService.nl	Official Timekeeper 
Page 3 of 5	Results remain provisional pending technical examination and decisions from the stewards of the meeting		

Hankook 24H DUBAI 2017
24H SERIES 2017 - Race 1

Intermediate Result 24H Series - Race

10 - 14 January 2017
Dubai - 5399 mtr.

Race Time = 12:00:00

12	249	Newbridge Motorsport - OCC Lasik Rotek Racing	Porsche Cayman GT4 Clubsport Keegan-Stammer-Welch	37:48.306	1:54.770	2:15.732	188	9	0:40:22
13	340	Bucketlist Racing Bucketlist Racing	BMW F30 340i Winterboer-Sanne-van Vuuren-Wilson-Budnik	-- 243 laps --	4:57.666	2:18.511	206	10	0:56:39
14	242	Manthey Racing Manthey Racing	Porsche Cayman GT4 Clubsport MR Schmersal-Mihm-von Oeynhausen-Kemper-Kemper	1:23.216	1:11.726	2:14.704	4	10	1:10:03
15	777	Schwede Motorsport Phillip Bethke	Porsche Cayman GT4 Clubsport MR Bethke-Hornung-Kraft-Sadler	-- 232 laps --	2:45.147	2:14.906	221	8	1:19:09
16	245	Slidesports Pallex Slidesports Limited	Porsche Cayman GT4 Clubsport Fairbrother-Dawson-Armstrong-Jones-Caygill	29.389	29.389	2:15.113	5	13	1:30:59
17	246	Reiter Engineering Reiter Engineering	KTM X-BOW GT4 Wood-Rathe-Schiff-Niederhauser	-- 115 laps --		2:10.637	40	8	2:52:04
18	240	FACH AUTO TECH Fach Auto Tech	Porsche Cayman GT4 Clubsport Zolin-Schnyder-Hirschmann-Arnold-Takizawa					0	0:00:00

Class = TCR - TCR cars Petrol Touring Cars 2000cc Supercharged

Pos	Nbr	Team name / Official Entrant	Car	Gap	Diff	Fastest	In	Pit Stops	Total time in Pit
1	108	Cadspeed Racing with Atech James Kaye	Audi RS3 LMS TCR Kaye-Griffin-HoIstein-Hutchison	36.003	36.003	2:13.988	85	10	0:38:25
2	216	Modena Motorsports Mondena Motorsport	Seat Leon TCR V2 SEQ Shen-Shen-Tjia-Beche	40.321	4.318	2:13.019	7	10	0:36:20
3	105	Zest Racecar Engineering Philippe Ulivieri	Seat Leon TCR V2 DSG Ulivieri-Rdest-Allen-Coupal-Weisberg	-- 233 laps --	5:32.958	2:15.000	3	12	1:27:57
4	303	Red Camel-Jordans.nl Red Camel-Jordans.nl	Seat Leon Cup Racer (2015 DSG) Wheeler-Astin-Martroussian-Dijkhof	2:03.285	2:03.285	2:15.038	3	8	2:27:55
5	100	Team Bleekemolen Sebastian Bleekemolen	Seat Leon TCR V2 SEQ Bleekemolen-Bleekemolen-de Borst-Ringelberg	-- 213 laps --		2:13.489	157	15	1:02:01
6	57	Lap57 Motorsports Lap57 Racing Team	Honda Civic TCR Al Owais- Al Hammadi-Zuhour-Al Mehairi					0	0:00:00

Class = A3 - Touring Cars 2000 up to 3500cc & Supercharged 1650 up to 2000cc

Pos	Nbr	Team name / Official Entrant	Car	Gap	Diff	Fastest	In	Pit Stops	Total time in Pit
1	308	Team Altran Peugeot Guillaume ROMAN	Peugeot 208 GTi Roman-Blaise-Holmgaard-Carlson	-- 250 laps --	9:56.256	2:17.378	169	11	0:43:21
2	133	PB Racing Stefano D'Aste	Lotus Elise Cup PB-R D'Aste-Pasotti-Pegoraro-Vinke-Bartyan	-- 240 laps --	2:04.216	2:17.755	176	8	0:47:07
3	908	Team Altran Peugeot Yusif BASSIL	Peugeot 208 GTi Bassil-Boyer-de Andres-Dupont	-- 236 laps --	4:57.228	2:17.317	133	10	1:05:03
4	135	Zest Racecar Engineering Robert Taylor	Seat Leon Supercopa Taylor-Cox-Wishart-Savage	-- 228 laps --	3:25.926	2:22.467	217	11	1:01:08
5	121	track-club Marcus Jewell	Seat Leon Supercopa Jewell-Drummond-Atkinson-Ratcliff	-- 227 laps --	1:39.693	2:21.412	201	9	1:05:27
6	99	RKC/TGM Ricky Coomber	Honda FD2-Civic Type-R Coomber-Gannon-Drinkwater-Deaton-White	-- 217 laps --	30:23.572	2:19.824	104	6	1:51:44
7	131	Hofor-Kuepper Racing Hofor Racing	BMW E46 M3 Coupe Kupper-Kroll-Fischer-Pavlovic-Engljahringer	40:32.660	40:32.660	2:17.108	51	6	0:15:51



Fastest time : 1:59.215 in lap 2 by nbr. 2 : Black Falcon(Jeroen Bleekemolen) (Mercedes)

Publication-time

Results and lap times : www.raceresults.nu

Timekeeping by : RSTime by TimeService.nl

Time Printed : 14-01-2017 - 02:00

Race Director Martin van de Pavert	Steward	Timekeeper  Rob Oude Luttkhuis - TimeService.nl	Official Timekeeper 
---	---------	---	--

Hankook 24H DUBAI 2017
24H SERIES 2017 - Race 1

Intermediate Result 24H Series - Race

10 - 14 January 2017
Dubai - 5399 mtr.

Race Time = 12:00:00

8 71 Cor Euser Racing BMW M3 -- 63 laps -- 44:21.832 2:18.414 51 2 0:04:03
Cor Euser Racing Allpass-Verburg-Euser-Dieter Frommer-Nielsen

Class = CUP1 - BMW M235i Racing Cup: 3000cc Twin Turbo

Pos	Nbr	Team name / Official Entrant	Car	Gap	Diff	Fastest	In	Stops	Pit Total time in Pit
1	151	Sorg Rennsport Securtal Sorg	BMW M235i Racing Cup Epp-Andreas Franz-Hollerweger-Eichenberg-Sandberg	8.925	8.925	2:19.354	146	12	0:43:58
2	152	Sorg Rennsport Securtal Sorg	BMW M235i Racing Cup AL Melaishi-Diez-de los Milagros-Richardson-Peh	36:00.806	36:00.806	2:19.228	14	11	0:50:36
3	146	Bonk Motorsport Max Partl	BMW M235i Racing Cup Bock-Partl-Partl	11.490	11.490	2:19.872	10	15	1:22:08
4	145	Bonk Motorsport Michael Bonk	BMW M235i Racing Cup Piepmeyer-Burghardt-Bonk-Leyherr	-- 229 laps --	4:46.645	2:21.839	185	15	1:16:07
5	235	DUWO Racing Dumont Jean-Marie	BMW M235i Racing Cup Dumont-Schmit-Schmit-Chkondalli-Derossi	-- 224 laps --	1:57.021	2:21.293	101	9	1:14:32
6	154	QSR Jimmy de Breucker	BMW M235i Racing Cup de Breucker-Timmers-Gillion-Kenis	-- 204 laps --	33:57.222	2:20.536	8	7	2:21:54

Class = A2 - Petrol Touring Cars up to 2000cc & Supercharged up to 1650cc

Pos	Nbr	Team name / Official Entrant	Car	Gap	Diff	Fastest	In	Stops	Pit Total time in Pit
1	171	Team Eva Solo/K-Rejser TeamK-Rejser	Peugeot RCZ Kristensen-Engelbrecht-Sorensen-Mølgaard-Sorensen	35:53.536	10.763	2:22.044	109	8	0:32:29
2	172	Team Cooksport Josh Cook	Renault Clio Cup IV Sedgwick-Deegan-Cook-Maybin-Cook	-- 242 laps --	51.612	2:23.440	64	7	0:39:12
3	52	Team Sally Racing 1 Team Sally Racing	Renault Clio Cup III Sally Pedersen-Obel-Jusjong-Marcussen-Christensen	33:32.780	33:32.780	2:27.609	37	9	0:24:00
4	570	Lap57 Motorsports Lap57 Racing Team	Honda Integra DC5 Umemoto-Okumura-Hamano-Jürgen-Silva	-- 225 laps --	5:55.531	2:22.749	99	9	1:23:00
5	112	Stanco&Tanner Motorsport Stanco&Tanner Motorsport	Renault Clio Cup IV Tanner-Stanco-Henggeler-Mollison-Oscarsson	-- 214 laps --		2:22.669	82	10	1:51:12
6	53	Team Sally Racing 2 Team Sally Racing	Renault Clio Cup III Løndal Pedersen-Vesthave-Nyman-Skipper	-- 212 laps --		2:27.207	48	14	1:37:20
7	48	ZRT Motorsport Chris Yarwood	Honda Integra DC5 Mullan-Khan-Davidson-Yarwood	-- 201 laps --	5:57.460	2:22.555	80	11	1:56:11
8	165	TEAM CLIO CUP FRANCE Renault Sport Racing Team	Renault Clio Cup IV Tremoulet-Clairet-Clairet-Sarhy-Arellano					0	0:00:00



Fastest time : 1:59.215 in lap 2 by nbr. 2 : Black Falcon(Jeroen Bleekemolen) (Mercedes)

Publication-time

Results and lap times : www.raceresults.nu

Timekeeping by : RSTime by TimeService.nl

Time Printed : 14-01-2017 - 02:00

Race Director Martin van de Pavert	Steward	Timekeeper  Rob Oude Luttikhuis - TimeService.nl	Official Timekeeper 
Page 5 of 5	Results remain provisional pending technical examination and decisions from the stewards of the meeting		