

Hankook 24H DUBAI 2017  
24H SERIES 2017 - Race 1

Intermediate Result 24H Series - Race

Race Time = 10:00:00

10 - 14 January 2017  
Dubai - 5399 mtr.

Class = A6-Pro - mainly GT3 Cars

Pos	Nbr	Team name / Official Entrant	Car	Gap	Diff	Fastest	In	Stops	Pit Total time in Pit
1	911	Herberth Motorsport Daniel Allemann	Porsche 991 GT3 R Allemann-Bohn-Renauer-Renauer-Hartley	-- 240 laps --		2:00.277	187	12	0:37:05
2	12	Manthey Racing Manthey Racing	Porsche 991 GT3 R Klohs-Müller-Cairol-Krumbach	-- 239 laps --	1:21.166	2:00.077	185	11	0:33:27
3	2	Black Falcon Black Falcon	Mercedes AMG GT3 Al Qubaisi-Bleekemolen-Assenheimer-Metzger	-- 238 laps --	1:41.557	1:59.215	2	10	0:30:15
4	3	Black Falcon Black Falcon	Mercedes AMG GT3 Al Faisal- Haupt-Buurman-Broniszewski-Engel	-- 237 laps --	1:47.042	2:00.419	2	10	0:36:18
5	76	Imsa Performance Raymond Narac	Porsche 991 GT3 R Narac-Cornac-Jousse-Jaminet	-- 236 laps --	2:38.744	2:00.285	3	9	0:29:22
6	14	Optimum Motorsport Optimum Motorsport	Audi R8 LMS Osborne-Haigh-Ratcliffe-Haase	6:205	6:205	2:00.287	3	11	0:33:26
7	21	Konrad Motorsport Konrad Motorsport	Lamborghini Huracán GT3 Basseng-MaPELLI-Gounon-Stolz-Scheuschner	-- 232 laps --	7:47.337	2:01.355	3	9	0:35:11
8	5	Belgian Audi Club WRT Belgian Audi Club team WRT	Audi R8 LMS Bin Saud Al Saud-Bin Faisal Al Saud-Fässler-Vergers	-- 231 laps --	53.155	2:00.581	4	13	0:44:15
9	963	GRT Grasser Racing Team GRT Grasser Racing Team	Lamborghini Huracán GT3 Bortolotti-Engelhart-Breukers-Ineichen-Ineichen	1:40.297	1:40.297	1:59.717	3	11	0:44:16
10	16	SPS automotive performance SPS automotive performance	Mercedes AMG GT3 Pierburg-Müller-Arnold-Onslow-Cole	3:04.023	3:645	1:59.870	123	11	0:43:59
11	4	Belgian Audi Club WRT Belgian Audi Club team WRT	Audi R8 LMS Ide-Leonard-Frijns-Mies-Maes	-- 220 laps --	28:42.794	2:00.403	211	10	0:53:10
12	17	IDEC SPORT RACING SAINT HONORE RACING	Mercedes AMG GT3 Lafargue-Lafargue-Minassian-Varutti	-- 208 laps --		2:00.820	3	9	0:37:19
13	29	Forch Racing powered by Olimp Forch Racing powered by Olimp	Porsche 991 GT3 R Lukas-Jedlinski-Henzler-Creel-Kubica	-- 193 laps --	5:37.511	2:00.398	2	12	2:09:45
14	28	GP Extreme GP Extreme	Renault RS01 FGT3 Grogor-Deletraz-Vergne-Webster-Kronfli	-- 148 laps --		2:01.278	3	8	0:22:59
15	964	GRT Grasser Racing Team GRT Grasser Racing Team	Lamborghini Huracán GT3 Bortolotti-Engelhart-Companc-Ineichen-Amstutz	-- 74 laps --		2:00.346	3	5	0:09:06
16	7	HB Racing HB Racing Team	Lamborghini Huracán GT3 Handlos-Siedler-Tordoff-Spengler-Amici	-- 46 laps --	18:12.656	2:00.523	2	2	0:03:13

Class = A6-Am - mainly GT3 Cars

Pos	Nbr	Team name / Official Entrant	Car	Gap	Diff	Fastest	In	Stops	Pit Total time in Pit
1	1	Hofor-Racing Hofor-Racing	Mercedes AMG GT3 Kroll-Kroll-Eggimann-Heyer-Frankenhou	23.919	23.919	2:04.605	64	9	0:31:15
2	25	HTP Motorsport HTP Motorsport	Mercedes AMG GT3 de Pundert-Schneider-Tilke-Bosi	32.570	8.651	2:00.705	166	10	0:36:50
3	22	Gravity Racing International Gravity Racing International	Mercedes SLS AMG GT3 Radermecker-Lopez-Kelders-Janis	1:01.933	1:01.933	2:03.301	7	7	0:29:34
4	34	Car Collection Motorsport Car Collection Motorsport	Audi R8 LMS Dr. Kirchhoff-Edelhoff-Edelhoff-Grimm-Vogler	1:15.658	13.725	2:04.798	165	9	0:32:43



Fastest time : 1:59.215 in lap 2 by nbr. 2 : Black Falcon(Jeroen Bleekemolen) (Mercedes)

Publication-time

Results and lap times : [www.raceresults.nu](http://www.raceresults.nu)

Timekeeping by : RSTime by TimeService.nl

Time Printed : 14-01-2017 - 00:00

Race Director  Martin van de Pavert	Steward	Timekeeper  Rob Oude Luttikhuis - TimeService.nl	Official Timekeeper 
Page 1 of 5	Results remain provisional pending technical examination and decisions from the stewards of the meeting		

Hankook 24H DUBAI 2017  
24H SERIES 2017 - Race 1

Intermediate Result 24H Series - Race

10 - 14 January 2017  
Dubai - 5399 mtr.

Race Time = 10:00:00

5	27	GP Extreme GP Extreme	Renault RS01 FGT3 Fatien-Carugati-Pastorelli-Hall	-- 229 laps --	2:00.707	2:02.998	131	10	0:35:39
6	18	V8 Racing V8 Racing	Chevrolet Corvette C6-ZR1 Nathan-Abresch-Braams-Huisman-van t'Hoff	-- 228 laps --		2:02.764	2	11	0:35:47
7	66	Attempto Racing Attempto Racing	Porsche 991 GT3 R Häring-Hansch-Ulrich-Terting-Wlazik	4.050	4.050	2:02.962	98	9	0:38:08
8	33	Car Collection Motorsport Car Collection Motorsport	Audi R8 LMS Schmidt-Parhofer-Diaz Varela-Tutumlu Lopez-Forné	-- 213 laps --		2:02.807	182	9	0:34:32

Class = SPX - Special Cars (mainly GT-Cars and Silhouette Cars)

Pos	Nbr	Team name / Official Entrant	Car	Gap	Diff	Fastest	In	Stops	Pit Total time in Pit
1	87	GDL Racing Middle East GDL Racing Middle East	Lamborghini Huracán Super Trofeo Pelle-Penttinen-Rice-Ehret	3:00.378	1:20.081	2:05.099	3	11	0:39:13
2	10	Leipert Motorsport Oliver Webb	Lamborghini Huracán Super Trofeo Webb-Rattenbury-Perrin-Schlotter	-- 226 laps --	1:28.609	2:04.605	40	10	0:34:42
3	51	FACH AUTO TECH Fach Auto Tech	Porsche 991 Cup MR Fleischer-Joos-Wagner-Bruder-Ragginger	-- 225 laps --	5:42.825	2:05.297	200	7	0:28:14
4	77	GDL Racing Team Asia GDL Racing Team Asia	Lamborghini Huracán Super Trofeo Keong Liam-Farmer-Lee-Tan	-- 222 laps --	7:03.895	2:05.492	3	11	0:41:20
5	401	Schubert Motorsport Schubert Motorsport	BMW4 GT4 Collard-Klingmann-Müller	59.056	59.056	2:10.075	208	12	0:55:42
6	204	Vortex V8 Arnaud Gomez	Vortex 1.0 Amrouche-Calmon-Gomez-Gomez	-- 209 laps --	1:13.481	2:05.186	11	15	1:14:18
7	24	COOL RACING BY GPC MOTORSPC Alexandre Coigny	Vortex 1.0 Coigny-Forgione-Alexander-Dyer	-- 133 laps --		2:04.702	31	7	4:41:05
8	19	Eurotrac (by Bas Koeten) Bas Koeten Racing	Dodge Viper CC Series 2 de Heus-de Jong-Breukers-Rijnbeek	-- 6 laps --	15:31.988	2:07.388	2	1	0:00:00

Class = 991 - Porsche 991 Cup Cars (models 2014..2015)

Pos	Nbr	Team name / Official Entrant	Car	Gap	Diff	Fastest	In	Stops	Pit Total time in Pit
1	68	Black Falcon Team TMD Friction BLACK FALCON Team TMD Friction	Porsche 991 Cup Al Faisal-Al Mouri-Fjordbach-Toril	-- 230 laps --	2:22.931	2:05.966	3	9	0:27:36
2	95	Memac Ogilvy Duel Racing Memac Ogilvy Duel Racing	Porsche 991 Cup Moutran-Moutran-Moutran-Quaife	-- 227 laps --	45.327	2:06.712	6	10	0:29:53
3	85	PROsport Performance PROsport performance	Porsche 991 Cup Putman-Espenlaub-Foster-Pilgrim	33.514	29.464	2:06.700	181	8	0:31:20
4	63	race:pro motorsport race:pro motorsport	Porsche 991 Cup Minsky-Sultanov-Bachler-Rivas-Wallenwein	8.699	8.699	2:05.480	142	9	0:27:58
5	92	MSG Motorsport MSG Motorsport	Porsche 991 Cup Sager-Autumn-Zöchling-Rindlisbacher-Kuhs	-- 221 laps --	2:35.051	2:05.527	203	9	0:34:52
6	69	Black Falcon Team TMD Friction BLACK FALCON Team TMD Friction	Porsche 991 Cup Kaiser-Spreng-Toril-Alesayi	36.169	36.169	2:06.137	3	8	0:37:00
7	90	MRS GT-Racing MRS GT-Racing	Porsche 991 Cup Baharian-Nicolaidis-Lewis Brauner-Nakken	4:19.144	4:19.144	2:07.816	26	8	0:29:41
8	93	MSG Motorsport MSG Motorsport	Porsche 991 Cup Zwinger-Hrobarek-Petit-Terrail-Jürgen Kroner	50.366	28.773	2:07.462	42	11	1:03:36



Fastest time : 1:59.215 in lap 2 by nbr. 2 : Black Falcon(Jeroen Bleekemolen) (Mercedes)

Publication-time

Results and lap times : [www.raceresults.nu](http://www.raceresults.nu)

Timekeeping by : RSTime by TimeService.nl

Time Printed : 14-01-2017 - 00:00

Race Director Martin van de Pavert	Steward	Timekeeper  Rob Oude Luttkhuis - TimeService.nl	Official Timekeeper 
Page 2 of 5	Results remain provisional pending technical examination and decisions from the stewards of the meeting		

Hankook 24H DUBAI 2017  
24H SERIES 2017 - Race 1

Intermediate Result 24H Series - Race

10 - 14 January 2017  
Dubai - 5399 mtr.

Race Time = 10:00:00

9	80	APO Sport Alex Osborne	Porsche 991 Cup Osborne-May-May	1:02.247	1:02.247	2:08.229	3	9	1:16:45
10	73	HRT Performance Attempto Racing	Porsche 991 Cup Lindholm-Ogrocki-Harmsen-Kleinbach-Littman	-- 154 laps --		2:07.728	52	7	0:35:53
11	81	Olimp Racing by Lukas Motorsport Olimp Racing by Lukas Motorsport	Porsche 991 Cup Waliko-Eisemann-Triller-Scholze-Bauer	-- 78 laps --		2:08.088	58	4	0:11:16

Class = SP2 - Special Cars (mainly GT-Cars and Silhouette Cars)

Pos	Nbr	Team name / Official Entrant	Car	Gap	Diff	Fastest	In	Stops	Pit Total time in Pit
1	78	Speed Lover Speed Lover	Porsche 991 Cup Verheyen-Paque-Gerome-Decurtins-Verburg	-- 219 laps --	23.362	2:09.743	143	9	0:39:50
2	58	VDS Racing Adventures Royale Ecurie Azur	MARC Focus V8 van der Straten-Vanlooche-Paisse-Dupont-Close	46.641	46.641	2:10.395	119	7	0:31:14
3	203	Vortex V8 Mathieu Pontais	GC Automobile GC 10 V8 Deutsch-Deutsch-Pontais-Thiel	1:36.612	1:36.612	2:07.563	119	11	0:38:37
4	247	Reiter Engineering Reiter Engineering	KTM X-BOW (SP2) Mantella-Chaponick Jr.-Sandberg-Mazatis	1:48.901	12.289	2:07.699	175	7	0:42:49
5	207	Bovi Motorsport Bovi Motorsport	Brokemet Silver Sting Kaufmann-Bodis-van Lagen-Bo Frederiksen	-- 212 laps --		2:07.801	3	10	0:47:26
6	209	Besaplast Racing Besaplast Racing Team	Audi TTRS Kovac-Pekar-Erebach-Vukovic	49.216	18.649	2:12.573	128	9	0:51:07

Class = SP3 - Special Cars (mainly GT4 cars)

Pos	Nbr	Team name / Official Entrant	Car	Gap	Diff	Fastest	In	Stops	Pit Total time in Pit
1	231	Optimum Motorsport Optimum Motorsport	Ginetta G55 GT4 Linn-Barwick-O'Brien-Moore	-- 218 laps --	1:21.120	2:12.157	103	9	0:35:02
2	267	GDL Racing Team Asia GDL Racing Middle East	Porsche Cayman GT4 Clubsport MR Hui-Yu-Au-Tse	-- 215 laps --	2:40.881	2:14.246	87	9	0:34:04
3	243	Black Falcon Team TMD Friction BLACK FALCON team TMD Friction	Porsche Cayman GT4 Clubsport Schoeller-Leib-Plana-Mehmet Kaya	-- 214 laps --	1:58.303	2:13.908	163	10	0:34:37
4	86	PROsport Performance PROsport performance	Porsche Cayman PRO4 Viebahn-Kasperlik-Klasen-Verdonck	43:10.632	43:10.632	2:13.034	116	13	0:39:02
5	241	ALFAB Racing ALFAB Racing	Porsche Cayman GT4 Clubsport Behrens-Ros-Levin-Ros	45:05.803	1:55.171	2:11.312	4	12	0:48:24
6	229	Century Motorsport Century Motorsport	Ginetta G55 GT4 Freke-Moffat-Mitchell-Green	1:30.209	1:30.209	2:10.669	3	11	0:54:29
7	178	CWS Colin White	Ginetta G55 GT4 White-Hibbert-Simpson-Gdovic	1:44.673	14.464	2:11.287	150	9	0:49:53
8	114	JR Motorsport Bob Herber	BMW E90 Herber-Hilders-Bessem-Schouten	-- 211 laps --	2:11.175	2:13.845	177	13	0:52:23
9	111	track-club Adam Balon	Lotus Evora GT4 Balon-Knight-Stanley	1:04.828	1:04.828	2:11.492	3	8	0:41:54
10	340	Bucketlist Racing Bucketlist Racing	BMW F30 340i Winterboer-Sanne-van Vuuren-Wilson-Budnik	15.358	15.358	2:18.511	206	8	0:41:46
11	250	Rotek Racing Rotek Racing	Porsche Cayman GT4 Clubsport McGuire-Block-Schauerman-Rondet-James	29.287	13.929	2:15.403	53	9	0:36:08



Fastest time : 1:59.215 in lap 2 by nbr. 2 : Black Falcon(Jeroen Bleekemolen) (Mercedes)

Publication-time

Results and lap times : [www.raceresults.nu](http://www.raceresults.nu)

Timekeeping by : RSTime by TimeService.nl

Time Printed : 14-01-2017 - 00:00

Race Director  Martin van de Pavert	Steward	Timekeeper  Rob Oude Luttikhuis - TimeService.nl	Official Timekeeper 
Page 3 of 5	Results remain provisional pending technical examination and decisions from the stewards of the meeting		

Hankook 24H DUBAI 2017  
24H SERIES 2017 - Race 1

Intermediate Result 24H Series - Race

10 - 14 January 2017  
Dubai - 5399 mtr.

Race Time = 10:00:00

12	249	Newbridge Motorsport - OCC Lasik Rotek Racing	Porsche Cayman GT4 Clubsport Keegan-Stammer-Welch	30.567	1.280	2:15.732	188	7	0:32:49
13	123	Nissan GT Academy Team RJN Nissan GT academy Team RJN	Nissan 370Z GT4 Mardenborough-Sanchez-Sarazin-Guindi	-- 203 laps --	2:16.012	2:10.180	3	10	1:12:37
14	245	Slidesports Pallex Slidesports Limited	Porsche Cayman GT4 Clubsport Fairbrother-Dawson-Armstrong-Jones-Caygill	-- 200 laps --	41:10.075	2:15.113	5	12	0:34:57
15	242	Manthey Racing Manthey Racing	Porsche Cayman GT4 Clubsport MR Schmersal-Mihm-von Oeynhausien-Kemper-Kemper	1:54.807	1:54.807	2:14.704	4	8	1:04:09
16	777	Schwede Motorsport Phillip Bethke	Porsche Cayman GT4 Clubsport MR Bethke-Hornung-Kraft-Sadler	-- 190 laps --	7:39.229	2:15.272	5	7	1:14:43
17	246	Reiter Engineering Reiter Engineering	KTM X-BOW GT4 Wood-Rathe-Schiff-Niederhauser	-- 115 laps --		2:10.637	40	8	2:52:04
18	240	FACH AUTO TECH Fach Auto Tech	Porsche Cayman GT4 Clubsport Zolin-Schnyder-Hirschmann-Arnold-Takizawa				0		0:00:00

Class = TCR - TCR cars Petrol Touring Cars 2000cc Supercharged

Pos	Nbr	Team name / Official Entrant	Car	Gap	Diff	Fastest	In	Pit Stops	Total time in Pit
1	108	Cadspeed Racing with Atech James Kaye	Audi RS3 LMS TCR Kaye-Griffin-HoIstein-Hutchison	1:36.659	1:36.659	2:13.988	85	8	0:31:26
2	216	Modena Motorsports Mondena Motorsport	Seat Leon TCR V2 SEQ Shen-Shen-Tjia-Beche	-- 217 laps --	1:37.052	2:13.019	7	8	0:29:51
3	100	Team Bleekemolen Sebastian Bleekemolen	Seat Leon TCR V2 SEQ Bleekemolen-Bleekemolen-de Borst-Ringelberg	21.593	21.593	2:13.489	157	14	1:02:01
4	105	Zest Racecar Engineering Philippe Ulivieri	Seat Leon TCR V2 DSG Ulivieri-Rdest-Allen-Coupal-Weisberg	-- 195 laps --	8:57.740	2:15.000	3	9	1:13:39
5	303	Red Camel-Jordans.nl Red Camel-Jordans.nl	Seat Leon Cup Racer (2015 DSG) Wheeler-Astin-Martroussian-Dijkhof	18.773	18.773	2:15.038	3	6	2:20:34
6	57	Lap57 Motorsports Lap57 Racing Team	Honda Civic TCR Al Owais- Al Hammadi-Zuhour-Al Mehairi					0	0:00:00

Class = A3 - Touring Cars 2000 up to 3500cc & Supercharged 1650 up to 2000cc

Pos	Nbr	Team name / Official Entrant	Car	Gap	Diff	Fastest	In	Pit Stops	Total time in Pit
1	308	Team Altran Peugeot Guillaume ROMAN	Peugeot 208 GTi Roman-Blaise-Holmgaard-Carlson	-- 210 laps --	2:18.148	2:17.378	169	9	0:35:22
2	908	Team Altran Peugeot Yusif BASSIL	Peugeot 208 GTi Bassil-Boyer-de Andres-Dupont	-- 205 laps --	46.772	2:17.317	133	7	0:32:43
3	133	PB Racing Stefano D'Aste	Lotus Elise Cup PB-R D'Aste-Pasotti-Pegoraro-Vinke-Bartyan	19.492	19.492	2:17.755	176	7	0:41:25
4	121	track-club Marcus Jewell	Seat Leon Supercopa Jewell-Drummond-Atkinson-Ratcliff	-- 192 laps --	46.495	2:24.666	175	7	0:45:36
5	135	Zest Racecar Engineering Robert Taylor	Seat Leon Supercopa Taylor-Cox-Wishart-Savage	-- 188 laps --	2:17.339	2:23.618	84	9	0:55:29
6	99	RKC/TGM Ricky Coomber	Honda FD2-Civic Type-R Coomber-Gannon-Drinkwater-Deaton-White	-- 177 laps --	18:50.013	2:19.824	104	5	1:45:35
7	131	Hofor-Kuepper Racing Hofor Racing	BMW E46 M3 Coupe Kupper-Kroll-Fischer-Pavlovic-Engljahringer	40:32.660	40:32.660	2:17.108	51	6	0:15:51



Fastest time : 1:59.215 in lap 2 by nbr. 2 : Black Falcon(Jeroen Bleekemolen) (Mercedes)

Publication-time

Results and lap times : [www.raceresults.nu](http://www.raceresults.nu)

Timekeeping by : RSTime by TimeService.nl

Time Printed : 14-01-2017 - 00:00

Race Director  Martin van de Pavert	Steward	Timekeeper  Rob Oude Luttikhuis - TimeService.nl	Official Timekeeper 
Page 4 of 5	Results remain provisional pending technical examination and decisions from the stewards of the meeting		

Hankook 24H DUBAI 2017  
24H SERIES 2017 - Race 1

Intermediate Result 24H Series - Race

10 - 14 January 2017  
Dubai - 5399 mtr.

Race Time = 10:00:00

8 71 Cor Euser Racing BMW M3 -- 63 laps -- 44:21.832 2:18.414 51 2 0:04:03  
Cor Euser Racing Allpass-Verburg-Euser-Dieter Frommer-Nielsen

Class = CUP1 - BMW M235i Racing Cup: 3000cc Twin Turbo

Pos	Nbr	Team name / Official Entrant	Car	Gap	Diff	Fastest	In	Pit Stops	Total time in Pit
1	146	Bonk Motorsport Max Partl	BMW M235i Racing Cup Bock-Partl-Partl	53:48.025	53:48.025	2:19.872	10	13	0:33:11
2	151	Sorg Rennsport Securtal Sorg	BMW M235i Racing Cup Epp-Andreas Franz-Hollerweger-Eichenberg-Sandberg	52.114	2.898	2:19.354	146	10	0:38:15
3	152	Sorg Rennsport Securtal Sorg	BMW M235i Racing Cup AL Melaihi-Diez-de los Milagros-Richardson-Peh	-- 199 laps --	26:20.216	2:19.228	14	8	0:42:29
4	145	Bonk Motorsport Michael Bonk	BMW M235i Racing Cup Piepmeyer-Burghardt-Bonk-Leyherr	-- 189 laps --	1:41.999	2:21.839	185	12	1:07:59
5	235	DUWO Racing Dumont Jean-Marie	BMW M235i Racing Cup Dumont-Schmit-Schmit-Chkondali-Derossi	-- 185 laps --	9:34.752	2:21.293	101	7	1:06:56
6	154	QSR Jimmy de Breucker	BMW M235i Racing Cup de Breucker-Timmers-Gillion-Kenis	-- 165 laps --	19:15.376	2:20.536	8	6	2:17:02

Class = A2 - Petrol Touring Cars up to 2000cc & Supercharged up to 1650cc

Pos	Nbr	Team name / Official Entrant	Car	Gap	Diff	Fastest	In	Pit Stops	Total time in Pit
1	570	Lap57 Motorsports Lap57 Racing Team	Honda Integra DC5 Umemoto-Okumura-Hamano-Jürgen-Silva	-- 206 laps --	8:31.001	2:22.749	99	8	0:27:32
2	171	Team Eva Solo/K-Rejser TeamK-Rejser	Peugeot RCZ Kristensen-Engelbrecht-Sørensen-Mølgaard-Sørensen	-- 204 laps --	2:09.606	2:22.044	109	7	0:28:59
3	172	Team Cooksport Josh Cook	Renault Clio Cup IV Sedgwick-Deegan-Cook-Maybin-Cook	-- 202 laps --	1:20.752	2:23.440	64	6	0:31:41
4	52	Team Sally Racing 1 Team Sally Racing	Renault Clio Cup III Sally Pedersen-Obel-Jusjong-Marcussen-Christensen	-- 201 laps --	2:31.622	2:27.609	37	7	0:18:54
5	112	Stanco&Tanner Motorsport Stanco&Tanner Motorsport	Renault Clio Cup IV Tanner-Stanco-Henggeler-Mollison-Oscarsson	-- 176 laps --	2:29.239	2:22.669	82	8	1:39:21
6	53	Team Sally Racing 2 Team Sally Racing	Renault Clio Cup III Løndal Pedersen-Vesthave-Nyman-Skipper	-- 173 laps --	8:12.504	2:27.207	48	11	1:28:14
7	48	ZRT Motorsport Chris Yarwood	Honda Integra DC5 Mullan-Khan-Davidson-Yarwood	-- 161 laps --	9:13.672	2:22.555	80	10	1:56:11
8	165	TEAM CLIO CUP FRANCE Renault Sport Racing Team	Renault Clio Cup IV Tremoulet-Clairat-Clairat-Sarhy-Arellano					0	0:00:00



Fastest time : 1:59.215 in lap 2 by nbr. 2 : Black Falcon(Jeroen Bleekemolen) (Mercedes)

Publication-time

Results and lap times : [www.raceresults.nu](http://www.raceresults.nu)

Timekeeping by : RSTime by TimeService.nl

Time Printed : 14-01-2017 - 00:00

Race Director Martin van de Pavert	Steward	Timekeeper  Rob Oude Lutikhuis - TimeService.nl	Official Timekeeper 
Page 5 of 5	Results remain provisional pending technical examination and decisions from the stewards of the meeting		