

Hankook 24H DUBAI 2017
24H SERIES 2017 - Race 1

Intermediate Result 24H Series - Race

Race Time = 09:00:00

10 - 14 January 2017
Dubai - 5399 mtr.

Class = A6-Pro - mainly GT3 Cars

Pos	Nbr	Team name / Official Entrant	Car	Gap	Diff	Fastest	In	Stops	Pit Total time in Pit
1	911	Herberth Motorsport Daniel Allemann	Porsche 991 GT3 R Allemann-Bohn-Renauer-Renauer-Hartley	-- 214 laps --		2:00.277	187	11	0:31:13
2	12	Manthey Racing Manthey Racing	Porsche 991 GT3 R Klohs-Müller-Cairol-Krumbach	-- 213 laps --	2:59.280	2:00.077	185	10	0:29:49
3	2	Black Falcon Black Falcon	Mercedes AMG GT3 Al Qubaisi-Bleekemolen-Assenheimer-Metzger	6.847	6.847	1:59.215	2	8	0:27:02
4	14	Optimum Motorsport Optimum Motorsport	Audi R8 LMS Osborne-Haigh-Ratcliffe-Haase	-- 211 laps --	3:22.363	2:00.287	3	10	0:29:48
5	3	Black Falcon Black Falcon	Mercedes AMG GT3 Al Faisal-Haupt-Buurman-Broniszewski-Engel	5.371	5.371	2:00.419	2	9	0:33:38
6	76	Imsa Performance Raymond Narac	Porsche 991 GT3 R Narac-Cornac-Jousse-Jaminet	-- 210 laps --	2:03.527	2:00.285	3	8	0:26:08
7	5	Belgian Audi Club WRT Belgian Audi Club team WRT	Audi R8 LMS Bin Saud Al Saud-Bin Faisal Al Saud-Fässler-Vergers	-- 208 laps --	5:00.199	2:00.581	4	12	0:38:28
8	17	IDEC SPORT RACING SAINT HONORE RACING	Mercedes AMG GT3 Lafargue-Lafargue-Minassian-Varutti	23.869	23.869	2:00.820	3	8	0:37:19
9	21	Konrad Motorsport Konrad Motorsport	Lamborghini Huracán GT3 Basseng-MaPELLI-Gounon-Stolz-Scheuschner	55.780	31.911	2:01.355	3	8	0:31:54
10	963	GRT Grasser Racing Team GRT Grasser Racing Team	Lamborghini Huracán GT3 Bortolotti-Engelhart-Breukers-Ineichen-Ineichen	14.452	14.452	1:59.717	3	10	0:41:48
11	16	SPS automotive performance SPS automotive performance	Mercedes AMG GT3 Pierburg-Müller-Arnold-Onslow-Cole	33.511	33.511	1:59.870	123	11	0:43:59
12	4	Belgian Audi Club WRT Belgian Audi Club team WRT	Audi R8 LMS Ide-Leonard-Frijns-Mies-Maes	1:05.346	32.576	2:00.466	2	8	0:49:52
13	29	Forch Racing powered by Olimp Forch Racing powered by Olimp	Porsche 991 GT3 R Lukas-Jedlinski-Henzler-Creel-Kubica	-- 179 laps --	2:18.634	2:00.398	2	11	1:35:35
14	28	GP Extreme GP Extreme	Renault RS01 FGT3 Grogor-Deletraz-Vergne-Webster-Kronfli	-- 148 laps --		2:01.278	3	8	0:22:59
15	964	GRT Grasser Racing Team GRT Grasser Racing Team	Lamborghini Huracán GT3 Bortolotti-Engelhart-Companc-Ineichen-Amstutz	-- 74 laps --		2:00.346	3	5	0:09:06
16	7	HB Racing HB Racing Team	Lamborghini Huracán GT3 Handlos-Siedler-Tordoff-Spengler-Amici	-- 46 laps --	18:12.656	2:00.523	2	2	0:03:13

Class = A6-Am - mainly GT3 Cars

Pos	Nbr	Team name / Official Entrant	Car	Gap	Diff	Fastest	In	Stops	Pit Total time in Pit
1	1	Hofor-Racing Hofor-Racing	Mercedes AMG GT3 Kroll-Kroll-Eggimann-Heyer-Frankenhou	-- 207 laps --	45.573	2:04.605	64	8	0:27:16
2	22	Gravity Racing International Gravity Racing International	Mercedes SLS AMG GT3 Radermecker-Lopez-Kelders-Janis	16.651	16.651	2:03.301	7	6	0:24:59
3	25	HTP Motorsport HTP Motorsport	Mercedes AMG GT3 de Pundert-Schneider-Tilke-Bosi	-- 206 laps --	1:30.736	2:00.705	166	9	0:32:40
4	33	Car Collection Motorsport Car Collection Motorsport	Audi R8 LMS Schmidt-Parhofer-Diaz Varela-Tutumlu Lopez-Forné	1:54.016	58.236	2:02.807	182	8	0:34:32



Fastest time : 1:59.215 in lap 2 by nbr. 2 : Black Falcon(Jeroen Bleekemolen) (Mercedes)

Publication-time

Results and lap times : www.raceresults.nu

Timekeeping by : RSTime by TimeService.nl

Time Printed : 13-01-2017 - 23:00

Race Director Martin van de Pavert	Steward	Timekeeper  Rob Oude Luttikhuis - TimeService.nl	Official Timekeeper 
Page 1 of 5	Results remain provisional pending technical examination and decisions from the stewards of the meeting		

Hankook 24H DUBAI 2017
24H SERIES 2017 - Race 1

Intermediate Result 24H Series - Race

10 - 14 January 2017
Dubai - 5399 mtr.

Race Time = 09:00:00

5	34	Car Collection Motorsport Car Collection Motorsport	Audi R8 LMS Dr. Kirchhoff-Edelhoff - Edelhoff-Grimm-Vogler	-- 205 laps --	14.472	2:04.798	165	8	0:29:47
6	66	Attempto Racing Attempto Racing	Porsche 991 GT3 R Haring-Hansch-Ulrich-Terting-Wlazik	24.993	0.488	2:02.962	98	8	0:31:46
7	27	GP Extreme GP Extreme	Renault RS01 FGT3 Fatién-Carugati-Pastorelli-Hall	-- 204 laps --	2:02.898	2:02.998	131	9	0:32:50
8	18	V8 Racing V8 Racing	Chevrolet Corvette C6-ZR1 Nathan-Abresch-Braams-Huisman-van t'Hoff	21.802	21.802	2:02.764	2	9	0:30:26

Class = SPX - Special Cars (mainly GT-Cars and Silhouette Cars)

Pos	Nbr	Team name / Official Entrant	Car	Gap	Diff	Fastest	In	Stops	Pit Total time in Pit
1	87	GDL Racing Middle East GDL Racing Middle East	Lamborghini Huracán Super Trofeo Pelle-Penttinen-Rice-Ehret	9.101	8.320	2:05.099	3	10	0:36:02
2	10	Leipert Motorsport Oliver Webb	Lamborghini Huracán Super Trofeo Webb-Rattenbury-Perrin-Schlotter	-- 201 laps --	1:52.007	2:04.605	40	9	0:31:20
3	51	FACH AUTO TECH Fach Auto Tech	Porsche 991 Cup MR Fleischer-Joos-Wagner-Bruder-Ragginger	1:38.833	1:05.322	2:05.297	200	6	0:24:51
4	77	GDL Racing Team Asia GDL Racing Team Asia	Lamborghini Huracán Super Trofeo Keong Liam-Farmer-Lee-Tan	-- 198 laps --	4:43.211	2:05.492	3	10	0:37:26
5	401	Schubert Motorsport Schubert Motorsport	BMW4 GT4 Collard-Klingmann-Müller	31.098	31.098	2:10.390	3	11	0:52:29
6	204	Vortex V8 Arnaud Gomez	Vortex 1.0 Amrouche-Calmon-Gomez-Gomez	22.490	22.490	2:05.186	11	13	1:01:34
7	24	COOL RACING BY GPC MOTORSPC Alexandre Coigny	Vortex 1.0 Coigny-Forgione-Alexander-Dyer	-- 128 laps --	8:20.096	2:04.702	31	7	3:11:51
8	19	Eurotrac (by Bas Koeten) Bas Koeten Racing	Dodge Viper CC Series 2 de Heus-de Jong-Breukers-Rijnbeek	-- 6 laps --	15:31.988	2:07.388	2	1	0:00:00

Class = 991 - Porsche 991 Cup Cars (models 2014..2015)

Pos	Nbr	Team name / Official Entrant	Car	Gap	Diff	Fastest	In	Stops	Pit Total time in Pit
1	68	Black Falcon Team TMD Friction BLACK FALCON Team TMD Friction	Porsche 991 Cup Al Faisal-Al Mouri-Fjordbach-Toril	24.505	24.505	2:05.966	3	8	0:24:15
2	85	PROsport Performance PROsport performance	Porsche 991 Cup Putman-Espenlaub-Foster-Pilgrim	-- 203 laps --	2:22.832	2:06.700	181	7	0:26:53
3	63	race:pro motorsport race:pro motorsport	Porsche 991 Cup Minsky-Sultanov-Bachler-Rivas-Wallenwein	0.781	0.781	2:05.480	142	8	0:24:20
4	95	Memac Ogilvy Duel Racing Memac Ogilvy Duel Racing	Porsche 991 Cup Moutran-Moutran-Moutran-Quaife	-- 202 laps --	1:06.284	2:06.712	6	10	0:29:53
5	92	MSG Motorsport MSG Motorsport	Porsche 991 Cup Sager-Autumn-Zöchling-Rindlisbacher-Kuhs	2:17.684	2:17.684	2:05.807	84	8	0:31:21
6	69	Black Falcon Team TMD Friction BLACK FALCON Team TMD Friction	Porsche 991 Cup Kaiser-Spreng-Toril-Alesayi	-- 196 laps --	1:11.156	2:06.137	3	8	0:37:00
7	90	MRS GT-Racing MRS GT-Racing	Porsche 991 Cup Baharian-Nicolaidis-Lewis Brauner-Nakken	-- 195 laps --	1:02.947	2:07.816	26	7	0:25:32
8	93	MSG Motorsport MSG Motorsport	Porsche 991 Cup Zwinger-Hrobarek-Petit-Terrail-Jürgen Kroner	1:14.172	1:14.172	2:07.462	42	10	0:59:13



Fastest time : 1:59.215 in lap 2 by nbr. 2 : Black Falcon(Jeroen Bleekemolen) (Mercedes)

Publication-time

Results and lap times : www.raceresults.nu

Timekeeping by : RSTime by TimeService.nl

Time Printed : 13-01-2017 - 23:00

Race Director Martin van de Pavert	Steward	Timekeeper  Rob Oude Lutikhuis - TimeService.nl	Official Timekeeper 
Page 2 of 5	Results remain provisional pending technical examination and decisions from the stewards of the meeting		

Hankook 24H DUBAI 2017
24H SERIES 2017 - Race 1

Intermediate Result 24H Series - Race

10 - 14 January 2017
Dubai - 5399 mtr.

Race Time = 09:00:00

9	80	APO Sport Alex Osborne	Porsche 991 Cup Osborne-May-May	4:10.548	16.626	2:08.229	3	8	1:13:44
10	73	HRT Performance Attempto Racing	Porsche 991 Cup Lindholm-Ogrocki-Harmsen-Kleinbach-Littman	-- 154 laps --		2:07.728	52	7	0:35:53
11	81	Olimp Racing by Lukas Motorsport Olimp Racing by Lukas Motorsport	Porsche 991 Cup Waliko-Eisemann-Triller-Scholze-Bauer	-- 78 laps --		2:08.088	58	4	0:11:16

Class = SP2 - Special Cars (mainly GT-Cars and Silhouette Cars)

Pos	Nbr	Team name / Official Entrant	Car	Gap	Diff	Fastest	In	Stops	Pit Total time in Pit
1	58	VDS Racing Adventures Royale Ecurie Azur	MARC Focus V8 van der Straten-Vanlooce-Paisse-Dupont-Close	15.762	15.762	2:10.395	119	6	0:25:43
2	78	Speed Lover Speed Lover	Porsche 991 Cup Verheyen-Paque-Gerome-Decurtins-Verburg	32.770	17.008	2:09.743	143	8	0:34:31
3	203	Vortex V8 Mathieu Pontais	GC Automobile GC 10 V8 Deutsch-Deutsch-Pontais-Thiel	0.457	0.457	2:07.563	119	10	0:38:37
4	207	Bovi Motorsport Bovi Motorsport	Brokemet Silver Sting Kaufmann-Bodis-van Lagen-Bo Frederiksen	1:46.804	6.192	2:07.801	3	8	0:44:22
5	247	Reiter Engineering Reiter Engineering	KTM X-BOW (SP2) Mantella-Chaponick Jr.-Sandberg-Mazatis	-- 189 laps --	29.606	2:07.699	175	7	0:42:49
6	209	Besaplast Racing Besaplast Racing Team	Audi TTRS Kovac-Pekar-Erebach-Vukovic	-- 183 laps --	47.421	2:12.573	128	8	0:46:56

Class = SP3 - Special Cars (mainly GT4 cars)

Pos	Nbr	Team name / Official Entrant	Car	Gap	Diff	Fastest	In	Stops	Pit Total time in Pit
1	178	CWS Colin White	Ginetta G55 GT4 White-Hibbert-Simpson-Gdovic	-- 197 laps --		2:11.287	150	9	0:25:44
2	231	Optimum Motorsport Optimum Motorsport	Ginetta G55 GT4 Linn-Barwick-O'Brien-Moore	25.911	25.911	2:12.157	103	8	0:31:17
3	267	GDL Racing Team Asia GDL Racing Middle East	Porsche Cayman GT4 Clubsport MR Hui-Yu-Au-Tse	-- 192 laps --	4:02.168	2:14.246	87	8	0:29:45
4	86	PROsport Performance PROsport performance	Porsche Cayman PRO4 Viebahn-Kasperlik-Klasen-Verdonck	-- 191 laps --	2:52.777	2:13.034	116	12	0:34:43
5	243	Black Falcon Team TMD Friction BLACK FALCON team TMD Friction	Porsche Cayman GT4 Clubsport Schoeller-Leib-Piana-Mehmet Kaya	-- 190 laps --	1:08.010	2:13.908	163	9	0:31:36
6	229	Century Motorsport Century Motorsport	Ginetta G55 GT4 Freke-Moffat-Mitchell-Green	38.078	37.621	2:10.669	3	10	0:49:43
7	111	track-club Adam Balon	Lotus Evora GT4 Balon-Knight-Stanley	1:40.612	1:02.534	2:11.492	3	7	0:35:57
8	241	ALFAB Racing ALFAB Racing	Porsche Cayman GT4 Clubsport Behrens-Ros-Levin-Ros	1:59.724	16.355	2:11.312	4	11	0:45:28
9	114	JR Motorsport Bob Herber	BMW E90 Herber-Hilders-Bessem-Schouten	-- 187 laps --	22.938	2:13.845	177	13	0:52:23
10	245	Slidesports Pallex Slidesports Limited	Porsche Cayman GT4 Clubsport Fairbrother-Dawson-Armstrong-Jones-Caygill	1:49.884	1:39.418	2:15.113	5	11	0:34:57
11	250	Rotek Racing Rotek Racing	Porsche Cayman GT4 Clubsport McGuire-Block-Schauerman-Rondet-James	52.660	52.660	2:15.403	53	8	0:32:53



Fastest time : 1:59.215 in lap 2 by nbr. 2 : Black Falcon(Jeroen Bleekemolen) (Mercedes)

Publication-time

Results and lap times : www.raceresults.nu

Timekeeping by : RSTime by TimeService.nl

Time Printed : 13-01-2017 - 23:00

Race Director Martin van de Pavert	Steward	Timekeeper  Rob Oude Luttikhuis - TimeService.nl	Official Timekeeper 
Page 3 of 5	Results remain provisional pending technical examination and decisions from the stewards of the meeting		

Hankook 24H DUBAI 2017
24H SERIES 2017 - Race 1

Intermediate Result 24H Series - Race

10 - 14 January 2017
Dubai - 5399 mtr.

Race Time = 09:00:00

12	340	Bucketlist Racing Bucketlist Racing	BMW F30 340i Winterboer-Sanne-van Vuuren-Wilson-Budnik	1:56.165	1:03.505	2:19.198	4	8	0:41:46
13	249	Newbridge Motorsport - OCC Lasik Rotek Racing	Porsche Cayman GT4 Clubsport Keegan-Stammer-Welch	-- 182 laps --	38.011	2:16.044	97	6	0:29:48
14	123	Nissan GT Academy Team RJN Nissan GT academy Team RJN	Nissan 370Z GT4 Mardenborough-Sanchez-Sarazin-Guindi	3:13.154	3:13.154	2:10.180	3	9	1:07:44
15	242	Manthey Racing Manthey Racing	Porsche Cayman GT4 Clubsport MR Schmersal-Mihm-von Oeynhausen-Kemper-Kemper	-- 170 laps --	4:39.120	2:14.704	4	7	0:59:40
16	777	Schwede Motorsport Phillip Bethke	Porsche Cayman GT4 Clubsport MR Bethke-Hornung-Kraft-Sadler	-- 169 laps --	48.901	2:15.272	5	6	1:09:57
17	246	Reiter Engineering Reiter Engineering	KTM X-BOW GT4 Wood-Rathe-Schiff-Niederhauser	-- 115 laps --		2:10.637	40	7	2:52:04
18	240	FACH AUTO TECH Fach Auto Tech	Porsche Cayman GT4 Clubsport Zolin-Schnyder-Hirschmann-Arnold-Takizawa					0	0:00:00

Class = TCR - TCR cars Petrol Touring Cars 2000cc Supercharged

Pos	Nbr	Team name / Official Entrant	Car	Gap	Diff	Fastest	In	Pit Stops	Total time in Pit
1	108	Cadspeed Racing with Atech James Kaye	Audi RS3 LMS TCR Kaye-Griffin-HoIstein-Hutchison	1:30.827	1:04.916	2:13.988	85	7	0:27:03
2	216	Modena Motorsports Mondena Motorsport	Seat Leon TCR V2 SEQ Shen-Shen-Tjia-Beche	-- 194 laps --	43.528	2:13.019	7	7	0:26:03
3	100	Team Bleekemolen Sebastian Bleekemolen	Seat Leon TCR V2 SEQ Bleekemolen-Bleekemolen-de Borst-Ringelberg	-- 188 laps --	2:08.878	2:13.489	157	11	0:45:31
4	105	Zest Racecar Engineering Philippe Ulivieri	Seat Leon TCR V2 DSG Ulivieri-Rdest-Allen-Coupal-Weisberg	-- 172 laps --	14:38.029	2:15.000	3	9	1:13:39
5	303	Red Camel-Jordans.nl Red Camel-Jordans.nl	Seat Leon Cup Racer (2015 DSG) Wheeler-Astin-Martroussian-Dijkhof	-- 151 laps --	6:41.538	2:15.038	3	5	3:24:22
6	57	Lap57 Motorsports Lap57 Racing Team	Honda Civic TCR Al Owais- Al Hammadi-Zuhour-Al Mehairi					0	0:00:00

Class = A3 - Touring Cars 2000 up to 3500cc & Supercharged 1650 up to 2000cc

Pos	Nbr	Team name / Official Entrant	Car	Gap	Diff	Fastest	In	Pit Stops	Total time in Pit
1	308	Team Altran Peugeot Guillaume ROMAN	Peugeot 208 GTi Roman-Blaise-Holmgaard-Carlsen	1:43.369	1:20.879	2:17.378	169	8	0:27:27
2	908	Team Altran Peugeot Yusif BASSIL	Peugeot 208 GTi Bassil-Boyer-de Andres-Dupont	-- 186 laps --	1:28.120	2:17.317	133	6	0:25:21
3	133	PB Racing Stefano D'Aste	Lotus Elise Cup PB-R D'Aste-Pasotti-Pegoraro-Vinke-Bartyan	2:44.309	2:44.309	2:17.755	176	6	0:33:03
4	121	track-club Marcus Jewell	Seat Leon Supercopa Jewell-Drummond-Atkinson-Ratcliff	16.242	16.242	2:24.666	175	5	0:26:34
5	135	Zest Racecar Engineering Robert Taylor	Seat Leon Supercopa Taylor-Cox-Wishart-Savage	-- 167 laps --	43.386	2:23.618	84	8	0:52:01
6	99	RKC/TGM Ricky Coomber	Honda FD2-Civic Type-R Coomber-Gannon-Drinkwater-Deaton-White	-- 156 laps --		2:19.824	104	5	1:37:53
7	131	Hofor-Kuepper Racing Hofor Racing	BMW E46 M3 Coupe Küpper-Kroll-Fischer-Pavlovic-Engljähringer	40:32.660	40:32.660	2:17.108	51	6	0:15:51



Fastest time : 1:59.215 in lap 2 by nbr. 2 : Black Falcon(Jeroen Bleekemolen) (Mercedes)

Publication-time

Results and lap times : www.raceresults.nu

Timekeeping by : RSTime by TimeService.nl

Time Printed : 13-01-2017 - 23:00

Race Director Martin van de Pavert	Steward	Timekeeper  Rob Oude Luttikhuis - TimeService.nl	Official Timekeeper 
Page 4 of 5	Results remain provisional pending technical examination and decisions from the stewards of the meeting		

Hankook 24H DUBAI 2017
24H SERIES 2017 - Race 1

Intermediate Result 24H Series - Race

10 - 14 January 2017
Dubai - 5399 mtr.

Race Time = 09:00:00

8 71 Cor Euser Racing BMW M3 -- 63 laps -- 44:21.832 2:18.414 51 2 0:04:03
Cor Euser Racing Allpass-Verburg-Euser-Dieter Frommer-Nielsen

Class = CUP1 - BMW M235i Racing Cup: 3000cc Twin Turbo

Pos	Nbr	Team name / Official Entrant	Car	Gap	Diff	Fastest	In	Pit Stops	Total time in Pit
1	146	Bonk Motorsport Max Partl	BMW M235i Racing Cup Bock-Partl-Partl	10.466	10.466	2:19.872	10	11	0:28:26
2	151	Sorg Rennsport Securtal Sorg	BMW M235i Racing Cup Epp-Andreas Franz-Hollerweger-Eichenberg-Sandberg	-- 185 laps --		2:19.354	146	9	0:31:32
3	152	Sorg Rennsport Securtal Sorg	BMW M235i Racing Cup AL Melaihi-Diez-de los Milagros-Richardson-Peh	-- 178 laps --	2:25.229	2:19.228	14	7	0:39:37
4	145	Bonk Motorsport Michael Bonk	BMW M235i Racing Cup Piepmeyer-Burghardt-Bonk-Leyherr	-- 168 laps --	3:35.100	2:22.119	56	11	1:04:48
5	235	DUWO Racing Dumont Jean-Marie	BMW M235i Racing Cup Dumont-Schmit-Schmit-Chkondali-Derossi	-- 165 laps --	7:31.488	2:21.293	101	6	1:02:42
6	154	QSR Jimmy de Breucker	BMW M235i Racing Cup de Breucker-Timmers-Gillion-Kenis	-- 142 laps --		2:20.536	8	6	2:17:02

Class = A2 - Petrol Touring Cars up to 2000cc & Supercharged up to 1650cc

Pos	Nbr	Team name / Official Entrant	Car	Gap	Diff	Fastest	In	Pit Stops	Total time in Pit
1	570	Lap57 Motorsports Lap57 Racing Team	Honda Integra DC5 Umemoto-Okumura-Hamano-Jürgen-Silva	-- 184 laps --	1:18.312	2:22.749	99	7	0:23:22
2	171	Team Eva Solo/K-Rejser TeamK-Rejser	Peugeot RCZ Kristensen-Engelbrecht-Sørensen-Mølgaard-Sørensen	1:29.148	1:29.148	2:22.044	109	6	0:24:05
3	172	Team Cooksport Josh Cook	Renault Clio Cup IV Sedgwick-Deegan-Cook-Maybin-Cook	-- 181 laps --		2:23.440	64	6	0:25:06
4	52	Team Sally Racing 1 Team Sally Racing	Renault Clio Cup III Sally Pedersen-Obel-Jusjong-Marcussen-Christensen	3:53.922	1:09.613	2:27.609	37	7	0:18:54
5	53	Team Sally Racing 2 Team Sally Racing	Renault Clio Cup III Løndal Pedersen-Vesthøve-Nymand-Skipper	-- 157 laps --	18:09.474	2:27.207	48	9	1:13:33
6	112	Stanco&Tanner Motorsport Stanco&Tanner Motorsport	Renault Clio Cup IV Tanner-Stanco-Henggeler-Mollison-Oscarsson	1:36.434.39		2:22.669	82	8	1:39:21
7	48	ZRT Motorsport Chris Yarwood	Honda Integra DC5 Mullan-Khan-Davidson-Yarwood	-- 141 laps --	2:33.635	2:22.555	80	9	1:50:44
8	165	TEAM CLIO CUP FRANCE Renault Sport Racing Team	Renault Clio Cup IV Tremoulet-Clairat-Clairat-Sarhy-Arellano					0	0:00:00



Fastest time : 1:59.215 in lap 2 by nbr. 2 : Black Falcon(Jeroen Bleekemolen) (Mercedes)

Publication-time

Results and lap times : www.raceresults.nu

Timekeeping by : RSTime by TimeService.nl

Time Printed : 13-01-2017 - 23:00

Race Director Martin van de Pavert	Steward	Timekeeper  Rob Oude Luttikhuis - TimeService.nl	Official Timekeeper 
Page 5 of 5	Results remain provisional pending technical examination and decisions from the stewards of the meeting		