

Hankook 24H COTA USA 2017
24H SERIES 2017 - Race 7

24H Series - Race (Part 2)

10 - 12 November 2017
COTA - 5515 mtr.

A6-Pro - mainly GT3 Cars

Pos	Nbr	Team name / Official Entrant	Car / Drivers	Gap	Diff	Fastest Lapttime Km/h In	Race Time Km/h
1	911	Herberth Motorsport Precote Herberth Motorsport	Porsche 991 GT3 R Allemann-Bohn-Renauer-Renauer	-- 608 laps --		2:07.502 16 155.72	10:00:02.207 141.17
2	3	Black Falcon Black Falcon	Mercedes-AMG GT3 Keating-Bleekemolen-Al Faisal-Stolz	-- 606 laps --		2:07.664 38 155.52	10:01:06.254 140.37
3	13	Manthey Racing Manthey Racing	Porsche 991 GT3 R Smith-Walls-Proczyk-Olsen	-- 601 laps --		2:08.167 6 154.91	10:01:24.764 139.75
4	31	ROFGO Racing Roald Goethe	Mercedes-AMG GT3 Goethe-Hall-Campbell-Walter-Minassian	-- 584 laps --		2:09.410 4 153.42	10:00:49.061 135.48
5	17	IDEC SPORT RACING IDEC Sport Racing	Mercedes-AMG GT3 Lafarque-Lafarque-Enjalbert	-- 574 laps --		2:09.653 50 153.13	10:01:36.480 138.60
Not Classified in Class A6-Pro Classification Limit (60% of 608 Laps) = 364 Laps							
DNC	1	Hofoer-Racing powered by Car Collection	Mercedes-AMG GT3	-- 150 laps --			3:36.298
DNF		Car Collection Motorsport	Kroll-Kroll-Heyer-Frankenhou-Viebahn			0.00	91.79

A6-Am - mainly GT3 Cars

Pos	Nbr	Team name / Official Entrant	Car / Drivers	Gap	Diff	Fastest Lapttime Km/h In	Race Time Km/h
1	34	Car Collection Motorsport Car Collection Motorsport	Audi R8 LMS Dr. Kirchhoff-Edelhoff-Grimm-Vogler-Edelhoff	-- 590 laps --		2:09.951 106 152.78	10:02:00.021 136.86
2	18	V8 Racing V8 Racing	Chevrolet Corvette C6-ZR1 Braams-Huisman-van t'Hoff-Abresch-Vandierendonck	-- 576 laps --		2:09.911 7 152.83	10:01:51.102 134.15
3	10	Leipert Motorsport Leipert Motorsport	Lamborghini Huracán Super Trofeo Schlotter-Schjerpen-Jasper-Rice-Lagrange	-- 567 laps --		2:14.284 6 147.85	10:06:21.518 130.42
4	20	De La Torre Racing Jorge de la Torre	Aston Martin Vantage GT3 de La Torre-Sung Kim-Kvamme-Gunn	-- 529 laps --		2:09.148 44 153.73	10:02:08.042 110.45
5	33	Car Collection Motorsport	Audi R8 LMS	-- 375 laps --		2:12.431 26	2:29:19.507
DNF		Car Collection Motorsport	Ehret-Aust-Bollrath-Schmidt-Parhofer			149.92	137.39

991 - Porsche 991 Cup Cars (models 2014..2016)

Pos	Nbr	Team name / Official Entrant	Car / Drivers	Gap	Diff	Fastest Lapttime Km/h In	Race Time Km/h
1	85	PROsport Performance PROsport Performance	Porsche 991 Cup Putman-Espenlaub-Foster	-- 581 laps --		2:14.660 7 147.44	10:00:08.444 135.63
2	50	Freem USA Freem USA	Porsche 991-II Cup Stutterd-Fillmore-Grove	-- 563 laps --		2:16.439 66 145.52	10:01:53.338 130.84
3	47	Slidesports Pallex Slidesports Limited	Porsche 991 Cup Fairbrother-Armsstrong-Mundy-Paton	-- 558 laps --		2:18.211 184 143.65	10:01:11.860 128.79
4	80	APO Sport Alex Osborne	Porsche 991 Cup Osborne-May-May	-- 544 laps --		2:16.251 136 145.72	10:02:16.157 128.56
5	111	track-club Team Chronext Adam Balon	Porsche 991 Cup Balon-Jewell-Griffin-Gordon-Colebrooke	-- 538 laps --		2:16.102 63 145.88	10:00:11.679 131.76

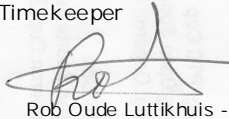

Fastest time : 2:07.502 in lap 16 by nbr. 911 : Herberth Motorsport(Robert Renauer) (Porsche 991 GT3 R)

Publication-time

Results: www.getraceresults.com

Timekeeping by : RSTime by TimeService.nl

Time Printed 12-11-2017 - 18:21

Race Director Martin van de Pavert	Steward	Timekeeper  Rob Oude Luttikhuis - TimeService.nl	Official Timekeeper 
Page 1 of 3	Results remain provisional pending technical examination and decisions from the stewards of the meeting		

Hankook 24H COTA USA 2017

24H SERIES 2017 - Race 7

24H Series - Race (Part 2)

10 - 12 November 2017

COTA - 5515 mtr.

SP2 - Special Cars (mainly GT-Cars and Silhouette Cars)

Pos	Nbr	Team name / Official Entrant	Car / Drivers	Gap	Diff	Fastest Laptime Km/h In	Race Time Km/h
1	214	MARC Cars Australia MARC Cars Australia	MARC Mazda V8 Niall-Harvey-Niall-Thomson	-- 561 laps --		2:17.423 34 144.47	10:01:21.967 130.95
2	210	MARC Cars Australia MARC Cars Australia	MARC Mazda V8 Camilleri-Kassulke-Haber-Morrall	-- 559 laps --		2:16.301 3 145.66	10:01:22.757 132.60
3	58	VDS Racing Adventures Royale Ecurie Azur	MARC Focus V8 van der Straten-de Latre du Bosqueau-Vanlooche-van Rompuy-Close	-- 555 laps --		2:18.630 208 143.22	10:01:22.436 129.30
4	78	Speedlover Speedlover	Porsche 991 C up Paque-Petit-Gerome-Verburg-Diez	-- 520 laps --		2:21.347 9 140.46	10:01:06.267 110.64
5	114	JR Motorsport Daan Meijer	BMW M3 F80 Endurance Lanting-Herber-van Glabeke-Meijer	-- 496 laps --		2:19.011 67 142.82	9:50:49.041 123.77
DNF							
6	84	Mercedes-AMG Testteam Winward Racing Mercedes-AMG Team HTP Motorsport	Mercedes-AMG GT RSP-X Ward-Faulkner-Dontje-Götz	-- 470 laps --		2:16.246 6 145.72	10:01:02.751 88.63
Not Classified in Class SP2 Classification limit (60% of 561 Laps) = 336 Laps							
DNC	2	Mercedes-AMG Testteam Black Falcon Black Falcon	Mercedes-AMG GT RSP-X Mehmet Kaya-Piana-Ai Faisal-Ratcliffe-Jäger	-- 302 laps --		0.00	4:06.298 80.60
DNC	75	IDEC SPORT RACING IDEC SPORT RACING	Porsche 991 C up Abramczyk-Adler-Vozniak-Blanchemain-Ruffier	-- 185 laps --		0.00	3:36.298 91.79

SP3 - Special Cars

Pos	Nbr	Team name / Official Entrant	Car / Drivers	Gap	Diff	Fastest Laptime Km/h In	Race Time Km/h
1	41	Brookspeed International Motorsport Brookspeed International Motorsport	Porsche Cayman GT4 MR Pattison-Hunt-Metni-Toussaint	-- 536 laps --		2:22.009 63 139.81	10:00:22.654 121.80
2	232	Aston Martin Lagonda Aston Martin Test Centre	Aston Martin Vantage GT8 Palmer-Cate-Hollywood-Hindhaugh	-- 531 laps --		2:20.439 49 141.37	10:00:59.540 125.53
3	118	JR Motorsport Ward Sluys	BMW E90 Sluys-van Soelen-van Vliet-Poland	-- 516 laps --		2:23.984 91 137.89	10:02:26.872 123.03
4	225	Speedworks Motorsport Speedworks Motorsport	Aston Martin Vantage GT4 Gilbert-Dick-Phillips-Ingram	-- 482 laps --		2:20.036 128 141.78	10:01:07.152 123.30
Not Classified in Class SP3 Classification limit (60% of 536 Laps) = 321 Laps							
DNC	71	Cor Euser Racing Cor Euser Racing	BMW M3 Briody-Euser-Ducote-Ducote-Ducote	-- 312 laps --		2:25.031 29 136.89	5:43:40.458 111.68
DNC	40	Brookspeed International Motorsport Brookspeed International Motorsport	Porsche Cayman GT4 MR James-McGuire-Schauerma-Kleinubing	-- 59 laps --		0.00	3:36.298 91.79

TCR - TCR cars Petrol Touring Cars 2000cc Supercharged

Pos	Nbr	Team name / Official Entrant	Car / Drivers	Gap	Diff	Fastest Laptime Km/h In	Race Time Km/h
1	308	Team Altran Peugeot Guillaume Roman	Peugeot 308 Racing Cup Roman-de Andres-Blaise-Guillot	-- 537 laps --		2:22.564 56 139.26	10:01:12.043 119.98
2	908	Team Altran Peugeot Stéphane Ventaja	Peugeot 308 Racing Cup Ventaja-Boyer-Derue-Riaux	-- 533 laps --		2:24.144 5 137.74	10:01:02.116 123.87
3	125	NKPP Racing by Bas Koeten Racing Bas Koeten Racing	Seat LCR TCR V3 DSG Bessem-Hilders-Rappange-Meijer	-- 494 laps --		2:23.575 78 138.28	10:00:10.250 109.16
4	303	Red Camel-Jordans.nl Red Camel-Jordans.nl	Seat LCR TCR V3 DSG Breukers-Breukers-Martrossian	-- 421 laps --		2:19.232 17 142.60	10:01:38.577 127.04

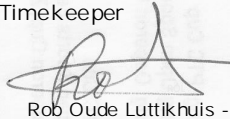

Fastest time : 2:07.502 in lap 16 by nbr. 911 : Herberth Motorsport(Robert Renauer) (Porsche 991 GT3 R)

Publication-time

Results: www.getraceresults.com

Timekeeping by : RSTime by TimeService.nl

Time Printed 12-11-2017 - 18:21

Race Director Martin van de Pavert	Steward	Timekeeper  Rob Oude Luttikhuis - TimeService.nl	Official Timekeeper 
---	---------	--	--

Page 2 of 3

Results remain provisional pending technical examination and decisions from the stewards of the meeting

Hankook 24H COTA USA 2017
24H SERIES 2017 - Race 7

24H Series - Race (Part 2)

10 - 12 November 2017
COTA - 5515 mtr.

CUP1 - BMW M235i Racing Cup: 3000cc Twin Turbo

Pos	Nbr	Team name / Official Entrant	Car / Drivers	Gap	Diff	Fastest Lapttime Km/h	In	Race Time Km/h
1	158	Classic BMW Mike Vess	BMW M235i Racing Cup Vess-Hart-Travis-Capesstro-Dubets-Fedler	-- 514 laps --		2:27.346 134.74	60	10:01:24.798 119.39
2	151	Sorg Rennsport Securtal Sorg Rennsport	BMW M235i Racing Cup W. Wetzlich-Tibbett-Tagle-Mason-Nelson	-- 511 laps --		2:29.441 132.86	4	10:02:15.710 120.87
3	161	QSR Racingschool Rodrique Gillion	BMW M235i Racing Cup Gillion-Liljestrom-Snow-Graberg-Mauro	-- 508 laps --		2:30.746 131.70	116	10:02:24.317 118.09
4	154	QSR Racingschool Jimmy de Breucker	BMW M235i Racing Cup de Breucker-Boonen-Zeeuws-Moortgat-Heylen	-- 497 laps --		2:26.253 135.75	99	10:01:40.312 119.89

A2 - Petrol Touring Cars up to 2000cc & Supercharged up to 1650cc

Pos	Nbr	Team name / Official Entrant	Car / Drivers	Gap	Diff	Fastest Lapttime Km/h	In	Race Time Km/h
1	171	Team Eva Solo / Jönsson Consulting Dan Agro Racing	Peugeot RCZ Engelbrecht-Sørensen-Sørensen-Bertelsen-Jönsson	-- 508 laps --		2:31.445 131.10	12	10:00:39.614 116.78
2	183	THRW Honda Racing Douglas Chan	Honda Civic Si Chan-Lucas-Nicol-Eversley	-- 450 laps --		2:35.712 127.50	3	10:01:13.928 104.01
3	184	THRW Honda Racing DNF Calvin Tam	Honda Civic Si Tam-Tsay-Hwang-Ferretti	-- 314 laps --		2:41.315 123.08	57	4:52:44.916 68.94

Penalties processed in the result for numbers: 71 (10S), 308 (10S), 31 (10S), 18 (32S), 183 (10S), 20 (60S)

Summary of best laptimes per class

Nbr	Cls	Team name	Car	Driver	Fastest Lapttime	In	Speed Km/h
911	A6-Pro	Herberth Motorsport	Porsche 991 GT3 R	Robert Renauer	2:07.502	16	155.72
20	A6-Am	De La Torre Racing	Aston Martin Vantage GT3	Ross Gunn	2:09.148	44	153.73
85	991	PROsport Performance	Porsche 991 Cup	Charles Espenlaub	2:14.660	7	147.44
84	SP2	Mercedes-AMG Testteam Winward Racing/HT	Mercedes-AMG GT R SP-X	Indy Dontje	2:16.246	6	145.72
225	SP3	Speedworks Motorsport	Aston Martin Vantage GT4	Tom Ingram	2:20.036	128	141.78
303	TCR	Red Camel-Jordans.nl	Seat LCR TCR V3 DSG	Rik Breukers	2:19.232	17	142.60
154	CUP1	QSR Racingschool	BMW M235i Racing Cup	Jan Heylen	2:26.253	99	135.75
171	A2	Team Eva Solo / Jönsson Consulting	Peugeot RCZ	Jan Engelbrecht	2:31.445	12	131.10

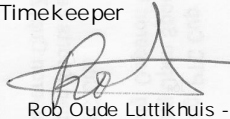

Fastest time : 2:07.502 in lap 16 by nbr. 911 : Herberth Motorsport(Robert Renauer) (Porsche 991 GT3 R)

Publication-time

Results: www.getraceresults.com

Timekeeping by : RSTime by TimeService.nl

Time Printed 12-11-2017 - 18:21

Race Director Martin van de Pavert	Steward	Timekeeper  Rob Oude Luttikhuis - TimeService.nl	Official Timekeeper 
Page 3 of 3	Results remain provisional pending technical examination and decisions from the stewards of the meeting		