

Hankook 24H COTA USA 2017

24H SERIES 2017 - Race 7

24H Series - Race (Part 1)

10 - 12 November 2017

COTA - 5515 mtr.

A6-Pro - mainly GT3 Cars

Pos	Nbr	Team name / Official Entrant	Car / Drivers	Gap	Diff	Fastest Laptime Km/h In	Race Time Km/h
1	911	Herberth Motorsport Precote Herberth Motorsport	Porsche 991 GT3 R Allemann-Bohn-Renauer-Renauer	-- 353 laps --		2:07.567 5 155.64	14:02:03.248 138.71
2	3	Black Falcon Black Falcon	Mercedes-AMG GT3 Keating-Bleekemolen-Al Faisal-Stolz	-- 352 laps --		2:06.696 1 156.71	14:04:24.330 137.93
3	31	ROFGO Racing Roald Goethe	Mercedes-AMG GT3 Goethe-Hall-Campbell-Walter-Minassian	-- 349 laps --		2:08.664 5 154.31	14:04:11.612 136.79
4	13	Manthey Racing Manthey Racing	Porsche 991 GT3 R Smith-Walls-Proczyk-Olsen	-- 348 laps --		2:07.216 4 156.07	14:02:22.344 136.70
5	17	IDEC SPORT RACING IDEC Sport Racing	Mercedes-AMG GT3 Lafargue-Lafargue-Enjalbert	-- 323 laps --		2:08.703 3 154.26	14:02:10.476 126.91
6 DNF	1	Hofor-Racing powered by Car Collection Car Collection Motorsport	Mercedes-AMG GT3 Kroll-Kroll-Heyer-Frankenhou-Viebahn	-- 150 laps --		2:08.403 5 154.62	6:20:16.197 130.52

A6-Am - mainly GT3 Cars

Pos	Nbr	Team name / Official Entrant	Car / Drivers	Gap	Diff	Fastest Laptime Km/h In	Race Time Km/h
1	34	Car Collection Motorsport Car Collection Motorsport	Audi R8 LMS Dr. Kirchhoff-Edelhoff-Grimm-Vogler-Edelhoff	-- 342 laps --		2:10.916 325 151.65	14:03:52.811 134.10
2	18	V8 Racing V8 Racing	Chevrolet Corvette C6-ZR1 Braams-Huisman-van t'Hoff-Abresch-Vandierendonck	-- 332 laps --		2:09.931 2 152.80	14:03:14.503 130.28
3	10	Leipert Motorsport Leipert Motorsport	Lamborghini Huracan Super Trofeo Schlotter-Schjerpen-Jasper-Rice-Lagrange	-- 329 laps --		2:10.855 328 151.73	14:03:59.159 128.99
4	20	De La Torre Racing Jorge de la Torre	Aston Martin Vantage GT3 de La Torre-Sung Kim-Kvamme-Gunn	-- 328 laps --		2:06.997 4 156.33	14:03:05.300 128.73
5	33	Car Collection Motorsport Car Collection Motorsport	Audi R8 LMS Ehret-Aust-Bollrath-Schmidt-Parhofer	-- 313 laps --		2:12.896 6 149.40	14:04:01.904 122.71

991 - Porsche 991 Cup Cars (models 2014..2016)

Pos	Nbr	Team name / Official Entrant	Car / Drivers	Gap	Diff	Fastest Laptime Km/h In	Race Time Km/h
1	85	PROsport Performance PROsport Performance	Porsche 991 Cup Putman-Espenlaub-Foster	-- 336 laps --		2:14.543 5 147.57	14:02:42.927 131.93
2	50	Freem USA Freem USA	Porsche 991-II Cup Stutterd-Fillmore-Grove	-- 325 laps --		2:18.029 187 143.84	14:02:36.741 127.62
3	47	Slidesports Pallex Slidesports Limited	Porsche 991 Cup Fairbrother-Armsstrong-Mundy-Paton	-- 324 laps --		2:17.300 5 144.60	14:02:14.639 127.29
4	80	APO Sport Alex Osborne	Porsche 991 Cup Osborne-May-May	-- 311 laps --		2:14.844 5 147.24	14:05:46.242 122.06
5	111	track-club Team Chronext Adam Balon	Porsche 991 Cup Balon-Jewell-Griffin-Gordon-Colebrooke	-- 300 laps --		2:16.395 4 145.56	14:02:44.756 117.79

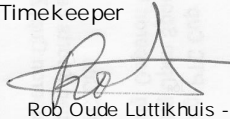

Fastest time : 2:06.696 in lap 1 by nbr. 3 : Black Falcon(Jeroen Bleekemolen) (Mercedes-AMG GT3)

Publication-time

Results: www.gettracereults.com

Timekeeping by : RSTime by TimeService.nl

Time Printed 11-11-2017 - 23:15

Race Director Martin van de Pavert	Steward	Timekeeper  Rob Oude Luttikhuis - TimeService.nl	Official Timekeeper 
Page 1 of 3	Results remain provisional pending technical examination and decisions from the stewards of the meeting		

Hankook 24H COTA USA 2017

24H SERIES 2017 - Race 7

24H Series - Race (Part 1)

10 - 12 November 2017

COTA - 5515 mtr.

SP2 - Special Cars (mainly GT-Cars and Silhouette Cars)

Pos	Nbr	Team name / Official Entrant	Car / Drivers	Gap	Diff	Fastest Laptime Km/h In	Race Time Km/h
1	210	MARC Cars Australia MARC Cars Australia	MARC Mazda V8 Camilleri-Kassulke-Haber-Morrall	-- 329 laps --		2:16.466 145.49	4 14:02:35.701 129.20
2	214	MARC Cars Australia MARC Cars Australia	MARC Mazda V8 Niall-Harvey-Niall-Thomson	-- 324 laps --		2:17.616 144.27	5 14:02:50.957 127.20
3	58	VDS Racing Adventures Royale Ecurie Azur	MARC Focus V8 van der Straten-de Latre du Bosqueau-Vanlooche-van Rompuy-Close	-- 320 laps --		2:19.194 142.64	126 14:02:29.817 125.68
4	78	Speedlover Speedlover	Porsche 991 C up Paque-Petit-Gerome-Verburg-Diez	-- 319 laps --		2:18.375 143.48	5 14:02:19.410 125.31
5 DNF	2	Mercedes-AMG Testteam Black Falcon Black Falcon	Mercedes-AMG GT RSP-X Mehmet Kaya-Piana-Al Faisal-Ratcliffe-Jäger	-- 312 laps --		2:16.932 144.99	9 13:26:18.880 128.04
6	84	Mercedes-AMG Testteam Winward Racing Mercedes-AMG Team HTP Motorsport	Mercedes-AMG GT RSP-X Ward-Faulkner-Dontje-Götz	-- 311 laps --		2:15.311 146.73	5 14:03:19.758 122.02
7	114	JR Motorsport Daan Meijer	BMW M3 F80 Endurance Lanting-Herber-van Glabeke-Meijer	-- 286 laps --		2:18.091 143.77	4 14:03:29.160 112.19
8 DNF	75	IDEC SPORT RACING IDEC SPORT RACING	Porsche 991 C up Abramczyk-Adler-Vozniak-Blanchemain-Ruffier	-- 185 laps --		2:16.956 144.97	100 7:59:02.029 127.79

SP3 - Special Cars

Pos	Nbr	Team name / Official Entrant	Car / Drivers	Gap	Diff	Fastest Laptime Km/h In	Race Time Km/h
1	41	Brookspeed International Motorsport Brookspeed International Motorsport	Porsche Cayman GT 4 MR Pattison-Hunt-Metni-Toussaint	-- 316 laps --		2:24.038 137.84	205 14:03:36.901 123.94
2	232	Aston Martin Lagonda Aston Martin Test Centre	Aston Martin Vantage GT8 Palmer-Cate-Hollywood-Hindhaugh	-- 304 laps --		2:20.858 140.95	3 14:03:52.361 119.20
3	118	JR Motorsport Ward Sluys	BMW E90 Sluys-van Soelen-van Vliet-Poland	-- 292 laps --		2:23.098 138.74	10 14:03:04.331 114.60
4	225	Speedworks Motorsport Speedworks Motorsport	Aston Martin Vantage GT4 Gilbert-Dick-Phillips-Ingram	-- 258 laps --		2:20.827 140.98	197 14:02:10.935 101.37
5 DNF	71	Cor Euser Racing Cor Euser Racing	BMW M3 Briody-Euser-Ducote-Ducote-Ducote	-- 206 laps --		2:25.440 136.51	98 13:53:57.182 81.73
6 DNF	40	Brookspeed International Motorsport Brookspeed International Motorsport	Porsche Cayman GT 4 MR James-McGuire-Schauerma-Kleinubing	-- 59 laps --		2:23.461 138.39	12 2:32:04.840 128.37

TCR - TCR cars Petrol Touring Cars 2000cc Supercharged

Pos	Nbr	Team name / Official Entrant	Car / Drivers	Gap	Diff	Fastest Laptime Km/h In	Race Time Km/h
1	308	Team Altran Peugeot Guillaume Roman	Peugeot 308 Racing Cup Roman-de Andres-Blaise-Guillot	-- 320 laps --		2:23.740 138.12	44 14:02:38.457 125.66
2	908	Team Altran Peugeot Stéphane Ventaja	Peugeot 308 Racing Cup Ventaja-Boyer-Derue-Riaux	-- 309 laps --		2:24.517 137.38	5 14:04:09.548 121.12
3	125	NKPP Racing by Bas Koeten Racing Bas Koeten Racing	Seat LCR TCR V3 DSG Bessem-Hilders-Rappange-Meijer	-- 297 laps --		2:23.204 138.64	3 14:03:25.343 116.52
4	303	Red Camel-Jordans.nl Red Camel-Jordans.nl	Seat LCR TCR V3 DSG Breukers-Breukers-Martroussian	-- 191 laps --		2:21.082 140.73	120 14:03:50.975 74.89

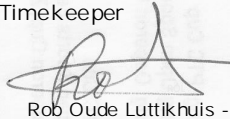

Fastest time : 2:06.696 in lap 1 by nbr. 3 : Black Falcon(Jeroen Bleekemolen) (Mercedes-AMG GT3)

Publication-time

Results: www.getraceresults.com

Timekeeping by : RSTime by TimeService.nl

Time Printed 11-11-2017 - 23:15

Race Director Martin van de Pavert	Steward	Timekeeper  Rob Oude Luttikhuis - TimeService.nl	Official Timekeeper 
Page 2 of 3	Results remain provisional pending technical examination and decisions from the stewards of the meeting		

Hankook 24H COTA USA 2017
24H SERIES 2017 - Race 7

24H Series - Race (Part 1)

10 - 12 November 2017
COTA - 5515 mtr.

CUP1 - BMW M235i Racing Cup: 3000cc Twin Turbo

Pos	Nbr	Team name / Official Entrant	Car / Drivers	Gap	Diff	Fastest Laptime Km/h	In	Race Time Km/h
1	158	Classic BMW Mike Vess	BMW M235i Racing Cup Vess-Hart-Travis-Capesstro-Dubets-Fedler	-- 298 laps --		2:26.976 135.08	5	14:02:25.044 117.05
2	161	QSR Racingschool Rodrigue Gillion	BMW M235i Racing Cup Gillion-Liljestrom-Snow-Graberg-Mauro	-- 294 laps --		2:30.493 131.93	136	14:03:04.064 115.39
3	151	Sorg Rennsport Securtal Sorg Rennsport	BMW M235i Racing Cup W. Wetzlich-Tibbett-Tagle-Mason-Nelson	-- 292 laps --		2:27.946 134.20	5	14:03:39.273 114.52
4	154	QSR Racingschool Jimmy de Breucker	BMW M235i Racing Cup de Breucker-Boonen-Zeeuws-Moortgat-Heylen	-- 280 laps --		2:26.912 135.14	251	14:04:02.051 109.77

A2 - Petrol Touring Cars up to 2000cc & Supercharged up to 1650cc

Pos	Nbr	Team name / Official Entrant	Car / Drivers	Gap	Diff	Fastest Laptime Km/h	In	Race Time Km/h
1	171	Team Eva Solo / Jönsson Consulting Dan Agro Racing	Peugeot RCZ Engelbrecht-Sørensen-Sørensen-Bertelsen-Jönsson	-- 297 laps --		2:32.905 129.85	11	14:02:47.427 116.60
2	183	THR W Honda Racing Douglas Chan	Honda Civic Si Chan-Lucas-Nicol-Eversley	-- 261 laps --		2:35.098 128.01	4	14:02:41.988 102.48
3	184	THR W Honda Racing Calvin Tam	Honda Civic Si Tam-Tsay-Hwang-Ferretti	-- 253 laps --		2:35.838 127.40	2	14:02:54.826 99.31

Penalty precessed in the result for number: 303 (20S), 75 (30S), 908 (10S), 80 (28S), 80 (54S), 33 (20S), 80 (-1 lap), 303 (10S), 80 (28S), 20 (36S)

Summary of best laptimes per class

Nbr	Cls	Team name	Car	Driver	Fastest Laptime	In	Speed Km/h
3	A6-Pro	Black Falcon	Mercedes-AMG GT3	Jeroen Bleekemolen	2:06.696	1	156.71
20	A6-Am	De La Torre Racing	Aston Martin Vantage GT3	Ross Gunn	2:06.997	4	156.33
85	991	PROsport Performance	Porsche 991 Cup	Charles Espenlaub	2:14.543	5	147.57
84	SP2	Mercedes-AMG Testteam Winward Racing/HT	Mercedes-AMG GT R SP-X	Maximilian Götz	2:15.311	5	146.73
225	SP3	Speedworks Motorsport	Aston Martin Vantage GT4	Tom Ingram	2:20.827	197	140.98
303	TCR	Red Camel-Jordans.nl	Seat LCR TCR V3 DSG	Rik Breukers	2:21.082	120	140.73
154	CUP1	QSR Racingschool	BMW M235i Racing Cup	Jan Heylen	2:26.912	251	135.14
171	A2	Team Eva Solo / Jönsson Consulting	Peugeot RCZ	Claus Bertelsen	2:32.905	11	129.85

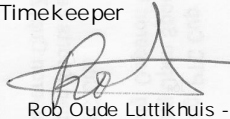

Fastest time : 2:06.696 in lap 1 by nbr. 3 : Black Falcon(Jeroen Bleekemolen) (Mercedes-AMG GT3)

Publication-time

Results: www.getraceresults.com

Timekeeping by : RSTime by TimeService.nl

Time Printed 11-11-2017 - 23:15

Race Director Martin van de Pavert	Steward	Timekeeper  Rob Oude Luttikhuis - TimeService.nl	Official Timekeeper 
Page 3 of 3	Results remain provisional pending technical examination and decisions from the stewards of the meeting		