

## Hankook 12H IMOLA 2017

24H SERIES 2017 - Race 5

24H Series - Race (Part 2)

30 June - 1 July 2017  
Autodromo Enzo e Dino Ferrari - 4909 mtr.

### A6-Pro - mainly GT3 Cars

Pos	Nbr	Team name / Official Entrant	Car / Drivers	Gap	Diff	Fastest Laptime Km/h	In	Race Time Km/h
1	11	Scuderia Praha Scuderia Praha	Ferrari 488 GT3 Pisarik-Kral	-- 367 laps --		1:44.369 169.33	216	8:02:04.213 147.24
2	30	Ram Racing Ram Racing	Mercedes-AMG GT3 Onslow-Cole-Leonard Vos	19.423	19.423	1:44.876 168.51	87	8:02:23.636 147.14
3	29	Forch Racing powered by Olimp Forch Racing by Lukas Motorsport	Porsche 991 GT3 R Drmic-Eisemann-Lukas	-- 366 laps --		1:44.257 169.51	209	8:02:03.953 147.24
4	17	IDEC SPORT RACING SAINT HONORE RACING	Mercedes-AMG GT3 Lafargue-Lafargue-EjnAlbert	-- 365 laps --		1:45.821 167.00	67	8:02:45.049 146.43
5	911	Herberth Motorsport Daniel Allemann	Porsche 991 GT3 R Allemann-Bohn-Renauer-Renauer	-- 364 laps --		1:44.569 169.00	49	8:02:48.464 145.19
6	1	Hofer-Racing Hofer-Racing	Mercedes-AMG GT3 Kroll-Kroll-Eggimann-Heyer-Frankenhout	-- 336 laps --		1:44.924 168.43	207	8:02:51.967 140.90
7	27	GP Extreme GP Extreme	Renault RS01 FGT3 Fatien-Grogor-Pastorelli	-- 238 laps --		1:44.793 168.64	53	3:46:17.888 145.77
DNF								
8	10	Leipert Motorsport Leipert Motorsport	Lamborghini Huracán Super Trofeo Schjerpens-Deverikos-Schlotter-Haber	-- 227 laps --		1:46.629 165.74	112	8:02:22.804 100.13

### A6-Am - mainly GT3 Cars

Pos	Nbr	Team name / Official Entrant	Car / Drivers	Gap	Diff	Fastest Laptime Km/h	In	Race Time Km/h
1	32	Car Collection Motorsport Car Collection Motorsport	Audi R8 LMS Parhofer-Edelhoff-Felbermayr Jr.-Fomé	-- 367 laps --		1:45.903 166.87	160	8:01:26.970 147.43
2	34	Car Collection Motorsport Car Collection Motorsport	Audi R8 LMS Dr. Kirchhoff-Edelhoff-Grimm-Vogler	-- 360 laps --		1:47.969 163.68	105	8:01:30.162 143.75
3	44	MDC-Sports Team MDC-Sports	Mercedes-AMG GT3 Zumstein-Zumstein-Zumstein	-- 324 laps --		1:46.389 166.11	120	8:02:00.870 123.43
4	24	SPS automotive performance SPS automotive performance	Mercedes-AMG GT3 Coigny-Alexander-Feller	-- 299 laps --		1:45.026 168.27	172	5:52:28.801 144.56
DNF								
5	963	GRT Grasser Racing Team GRT Grasser Racing Team	Lamborghini Huracán GT3 Pampanini-Lenz-Pavlovic	-- 272 laps --		1:48.016 163.61	39	5:19:12.460 137.48
DNF								
Not Classified in Class A6-Am Classification limit (60% of 367 Laps) = 221 Laps								
DNC	28	GP Extreme GP Extreme	Renault RS01 FGT3 Valentini-Carugati-Kronfli	-- 220 laps --		1:45.960 166.78	109	8:02:18.178 135.57

### 991 - Porsche 991 Cup Cars (models 2014..2016)

Pos	Nbr	Team name / Official Entrant	Car / Drivers	Gap	Diff	Fastest Laptime Km/h	In	Race Time Km/h
1	85	PROsport Performance PROsport Performance	Porsche 991 Cup Putman-Espenlaub-Foster	-- 353 laps --		1:50.297 160.23	143	8:02:49.436 140.91
2	92	MSG Motorsport MSG Motorsport	Porsche 991 Cup Matic-Schlegel-Gasser-Miljevic	-- 341 laps --		1:51.225 158.89	174	8:02:16.148 137.41

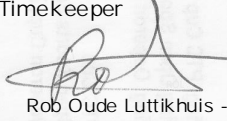

Fastest time : 1:44.257 in lap 209 by nbr. 29 : Forch Racing powered by Olimp(Robert Lukas) (Porsche 991 GT3 R)

Publication-time

Results: [www.raceresults.nu](http://www.raceresults.nu)

Timekeeping by : RSTime by TimeService.nl

Time Printed 01-07-2017 - 21:11

Race Director  Martin van de Pavert	Steward	Timekeeper  Rob Oude Luttikhuis - TimeService.nl	Official Timekeeper 
Page 1 of 3	Results remain provisional pending technical examination and decisions from the stewards of the meeting		

## Hankook 12H IMOLA 2017

24H SERIES 2017 - Race 5

24H Series - Race (Part 2)

30 June - 1 July 2017

Autodromo Enzo e Dino Ferrari - 4909 mtr.

### SP2 - Special Cars (mainly GT-Cars and Silhouette Cars)

Pos	Nbr	Team name / Official Entrant	Car / Drivers	Gap	Diff	Fastest Laptime Km/h In	Race Time Km/h
1	64	Porsche Lorient Racing Philippe Polette	Porsche 991 Cup Polette-Lelievre-Ancel	-- 347 laps --		1:51.289 25 158.80	8:01:56.425 139.34
2	58	VDS Racing A dventures Royale Ecurie Azur	MARC Focus V8 van der Straten-de Latre du Bosqueau-Close	-- 345 laps --		1:51.401 224 158.64	8:02:29.186 139.18
3	35	B2F compétition Benoit Fretin	Porsche 991 Cup Fretin-Fretin-Mitieux	48.730	48.730	1:53.214 181 156.10	8:03:17.916 137.73
4	75	IDEC SPORT RACING SAINT HONORE RACING	Porsche 991 Cup Abramczyk-Vozniak-Adler	-- 338 laps --		1:50.615 193 159.76	8:01:33.138 134.56
5	65	Porsche Lorient Racing Jean-François Demorge	Porsche 991 Cup Demorge-Demorge-Blasco	0.370	0.370	1:53.398 220 155.84	8:01:33.508 135.17
6	80	APO Sport Alex Osborne	Porsche 991 Cup Osborne-May	-- 325 laps --		1:50.503 200 159.93	8:02:30.417 137.95
7	82	RScar Motorsport RScar motorsport	Porsche 991 Cup Soloviev-Shaydullin-Mukovoz-Sidoruk	-- 323 laps --		1:52.998 145 156.40	8:01:39.105 127.80
DNF	78	Speed Lover Speed Lover	Porsche 991 Cup Paque-Pickering-Bastien	-- 289 laps --		1:53.120 31 156.23	6:24:06.887 134.19
Not Classified in Class SP2				Classification limit (60% of 347 Laps) = 209 Laps			
DNC	206	LMS Engineering	Audi TTRS2	-- 177 laps --		1:54.127 48 154.85	4:51:12.236 121.37
DNF		LMS Engineering	Weninger-Andree-Kox				

### SP3-GT4 - Special Cars (mainly GT4 cars)

Pos	Nbr	Team name / Official Entrant	Car / Drivers	Gap	Diff	Fastest Laptime Km/h In	Race Time Km/h
1	114	JR Motorsport Bob Herber	BMW E90 M3 Lanting-Herber	-- 331 laps --		1:56.243 69 152.03	8:02:07.010 131.96
2	231	Optimum Motorsport Optimum Motorsport	Ginetta G55 GT4 Barwick-O'Brien-Martini	-- 330 laps --		1:55.528 53 152.97	8:02:05.130 131.35
3	40	Brookspeed International Motorsport Brookspeed International Motorsport	Porsche Cayman GT4 MR Butcher-Paul-Owen	-- 320 laps --		1:55.492 141 153.02	8:02:08.194 128.90
4	555	Team Africa Le Mans Team Africa Le Mans	Ginetta G55 GT4 Lammers-van der Merwe-Mills-Vos	-- 277 laps --		1:56.504 43 151.69	6:20:07.326 126.30
DNF							

### TCR - TCR cars Petrol Touring Cars 2000cc Supercharged

Pos	Nbr	Team name / Official Entrant	Car / Drivers	Gap	Diff	Fastest Laptime Km/h In	Race Time Km/h
1	103	TTC Racing Daniel Schilliger	Seat Leon TCR V2 DSG Schilliger-Suter-Kresnik	-- 323 laps --		1:58.348 14 149.33	8:03:26.416 129.77
2	908	Team Altran Peugeot Michel Derue	Peugeot 308 Racing Cup Derue-Boyer-Covarel	-- 310 laps --		1:59.622 139 147.74	8:02:59.428 132.33
3	120	SI CL.com Ashley Woodman	Seat Leon Cup Racer V1 DSG Byford-Woodman-Pettitt	-- 298 laps --		1:59.980 98 147.29	8:02:32.536 125.13
4	308	Team Altran Peugeot Guillaume Roman	Peugeot 308 Racing Cup Roman-Blaise-Holmgard	-- 275 laps --		1:58.705 13 148.88	8:01:49.499 133.87
5	108	Cadspeed Racing James Kaye	Audi RS3 LMS TCR SEQ Holstein-Coupal-Kaye	-- 217 laps --		1:58.854 12 148.69	8:03:32.204 97.46
Not Classified in Class TCR				Classification limit (60% of 323 Laps) = 194 Laps			
DNC	109	Speed Factory Racing	Audi RS3 LMS TCR SEQ	-- 174 laps --		1:57.711 10 150.13	3:00:07.313 129.18
DNF		Speed Factory	Fuster-Abello-Fuster-van Oostrum				
DNC	335	B2F compétition	Peugeot 308 Racing Cup	-- 134 laps --		1:59.582 34 147.78	6:42:03.001 42.49
DNF		Thomas Fretin	Fretin-Tortelier-Colon				

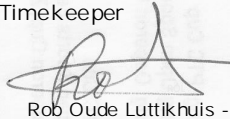

Fastest time : 1:44.257 in lap 209 by nbr. 29 : Forch Racing powered by Olimp(Robert Lukas) (Porsche 991 GT3 R)

Publication-time

Results: [www.raceresults.nu](http://www.raceresults.nu)

Timekeeping by : RSTime by TimeService.nl

Time Printed 01-07-2017 - 21:11

Race Director  Martin van de Pavert	Steward	Timekeeper  Rob Oude Luttikhuis - TimeService.nl	Official Timekeeper 
Page 2 of 3	Results remain provisional pending technical examination and decisions from the stewards of the meeting		

## Hankook 12H IMOLA 2017

24H SERIES 2017 - Race 5

24H Series - Race (Part 2)

30 June - 1 July 2017

Autodromo Enzo e Dino Ferrari - 4909 mtr.

### A2 - Petrol Touring Cars up to 2000cc & Supercharged up to 1650cc

Pos	Nbr	Team name / Official Entrant	Car / Drivers	Gap	Diff	Fastest Laptime Km/h	In	Race Time Km/h
1	172	Team Cooksport Josh Cook	Renault Clio Cup IV Sedgwick-Cook-Cook-Hatfield	-- 299 laps --		2:04.694 141.73	16	8:01:54.516 121.01
2	173	Endurance Team Romania Willi MSport	Toyota GT86 CS-V3 Nicolae-Broggi-Nicolae	-- 186 laps --		2:10.502 135.42	82	5:57:16.747 84.91

Penalties processed in the result for numbers: 27 (40S), 28 (30S, 2L), 30 (10S), 35 (10S), 44 (10S, 2L), 58 (22S), 78 (4L), 80 (20L), 82 (20S), 92 (10S), 103 (10S), 108 (98S), 109 (60S), 114 (8S), 172 (20S, 2L), 231 (10S), 335 (30S)

#### Summary of best laptimes per class

Nbr	Cls	Team name	Car	Driver	Fastest Laptime	In	Speed Km/h
29	A6-Pro	Forch Racing powered by Olimp	Porsche 991 GT3 R	Robert Lukas	1:44.257	209	169.51
24	A6-Am	SPS automotive performance	Mercedes-AMG GT3	Iradj Alexander	1:45.026	172	168.27
85	991	PROsport Performance	Porsche 991 Cup	Charles Espenlaub	1:50.297	143	160.23
80	SP2	APO Sport	Porsche 991 Cup	Alex Osborne	1:50.503	200	159.93
40	SP3-GT4	Brookspeed International Motorsport	Porsche Cayman GT4 MR	Rory Butcher	1:55.492	141	153.02
109	TCR	Speed Factory Racing	Audi RS3 LMS TCR SEQ	Mirko van Oostrum	1:57.711	10	150.13
172	A2	Team Cooksport	Renault Clio Cup IV	Josh Cook	2:04.694	16	141.73



Fastest time : 1:44.257 in lap 209 by nbr. 29 : Forch Racing powered by Olimp(Robert Lukas) (Porsche 991 GT3 R)

Publication-time

Results: [www.raceresults.nu](http://www.raceresults.nu)

Timekeeping by : RSTime by TimeService.nl

Time Printed 01-07-2017 - 21:11

Race Director  Martin van de Pavert	Steward	Timekeeper  Rob Oude Luttikhuis - TimeService.nl	Official Timekeeper 
---	---------	--	--

Page 3 of 3

Results remain provisional pending technical examination and decisions from the stewards of the meeting