

Spa Race Festival 2013

HMR - Rennen 2

19 - 21 July 2013

Spa Francorchamps - 7004 mtr.

Class = A

Pos	Nbr	Name	Car	Gap	Diff	Total time	Fastest	In
1	8	Johan Lund	Motul F. Vee 1 carb.	-- 7 laps --		22: 43.328	3: 09.279	6
2	14	Patrik Aström	GMS III F. Vee 1 carb.	29.153	29.153	23: 12.481	3: 14.375	5
3	6	Nils-Åke Gustafsson	Hansen F. Vee 1 carb.	29.515	0.362	23: 12.843	3: 14.036	5
4	12	Erle Minhinnick	Apal MK1 F. Vee 1 carb.	1: 43.940	1: 14.425	24: 27.268	3: 22.831	7
5	5	Jerker Vinberg	Dolling F. Vee 1 carb.	1: 45.460	1.520	24: 28.788	3: 23.140	7
6	11	Ralf Hartmann	Kaimann F. Vee 1 carb.	1: 58.774	13.314	24: 42.102	3: 25.595	7
7	4	Frans Parfant	Apal F. Vee 1 carb.	-- 6 laps --		21: 30.618	3: 30.398	2
8	7	Louis Banka Johnson	Dolling F. Vee 1 carb.	2.605	2.605	21: 33.223	3: 29.410	6

Class = B

Pos	Nbr	Name	Car	Gap	Diff	Total time	Fastest	In
1	15	Alan Crocker	Ray FF1600	-- 8 laps --		23: 25.729	2: 51.890	5
2	22	Roel Mulder	PRS RH02 FF1600	1.878	1.878	23: 27.607	2: 52.243	5
3	21	Tony Walsh	Crosslé 40F FF1600	2.369	0.491	23: 28.098	2: 51.267	5
4	34	Stephen Collyer	Crosslé 32F FF1600	2.595	0.226	23: 28.324	2: 52.443	5
5	28	Jan Steenhart	PRS RH02 FF1600	18.879	16.284	23: 44.608	2: 54.486	8
6	18	Paul Hubbard	Crosslé 25F FF1600	19.180	0.301	23: 44.909	2: 54.273	8
7	20	Paul McMorrان	Crosslé 25F FF1600	23.404	4.224	23: 49.133	2: 54.571	2
8	31	Rob Haze	Van Diemen RF78 FF1600	-- 7 laps --		21: 38.733	3: 01.027	7
9	35	Michael Rasper	Merlyn MK11 FF1600	0.902	0.902	21: 39.635	3: 02.178	6
10	37	Johan Baeten	Royale RP24 FF1600	1: 02.553	1: 01.651	22: 41.286	3: 05.926	6
NOT CLASSIFIED IN CLASS B			Classification Limit (75% of 8 laps) = 6 laps					
DNC	36	Rainer Schäfer	Royale RP24 FF1600	3 laps		10: 34.824	3: 08.774	1

Class = C

Pos	Nbr	Name	Car	Gap	Diff	Total time	Fastest	In
1	47	Ian Foley	Reynard SF79 FF2000	-- 8 laps --		22: 34.331	2: 46.297	6
2	58	Stuart Boyer	Reynard SF77 FF2000	0.580	0.580	22: 34.911	2: 46.959	2
3	44	John de Ritter	Delta T79 FF2000	1: 03.498	1: 02.918	23: 37.829	2: 51.976	7
NOT CLASSIFIED IN CLASS C			Classification Limit (75% of 8 laps) = 6 laps					
DNC	56	Ferry Plugge	Delta T79 FF2000	5 laps		24: 03.890	3: 21.314	3
DNC	54	Peter Richards	Delta T79 FF2000	3 laps		9: 36.770	2: 50.583	2
DNC	46	John Bowles	Royale RP9 SV71	2 laps		7: 47.645	3: 05.408	1
DNC	1	Kees van der Wouden Jr.	Royale RP30 FF2000	1 laps		3: 13.295		0



Fastest time : 2:38.601 in lap 7 by nbr. 69 : Martyn Donn (Lola T760 F. Atlantic)

Timekeeping by : RSTime by TimeService.nl

Publication-time

Results and Laptimes : www.raceresults.nu

Time Printed :

Clerk of the Course Hans Schnock	Steward	Timekeeper  Harald Roelse	
Page 1 of 2	Results remain provisional pending technical examination and decisions from the stewards of the meeting		

Spa Race Festival 2013

HMR - Rennen 2

19 - 21 July 2013

Spa Francorchamps - 7004 mtr.

Class = C1

Pos	Nbr	Name	Car	Gap	Diff	Total time	Fastest	In
1	275	Colin Wright	Reynard SF79 FF2000	-- 8 laps --		22:24.853	2:45.519	2
2	230	Michael Thurston	Royale RP30 FF2000	9.101	9.101	22:33.954	2:46.882	3
3	244	Javier Pernas	Delta T79 FF2000	20.958	11.857	22:45.811	2:47.264	8
4	243	Jan Langdon	Reynard SF78 FF2000	28.297	7.339	22:53.150	2:49.335	7
5	222	John Hayes-Harlow	Royale RP30 FF2000	36.566	8.269	23:01.419	2:48.712	5
6	218	Stephen Glasswell	Reynard SF79 FF2000	36.719	0.153	23:01.572	2:50.166	2
7	217	Jonny Dimsdale	Van Diemen RF78 FF2000	37.852	1.133	23:02.705	2:49.813	4
8	263	Eric Bailey	Royale RP27 FF2000	45.364	7.512	23:10.217	2:49.124	5
9	270	John Taylor	Royale RP27 FF2000	59.798	14.434	23:24.651	2:51.644	8
10	210	Derek Smith	Delta T80 FF2000	1:00.428	0.630	23:25.281	2:50.863	5
11	251	Stuart Olley	Delta T79 FF2000	1:13.282	12.854	23:38.135	2:52.888	5
12	691	Geoff Pashley	Reynard SF78 FF2000	1:13.485	0.203	23:38.338	2:51.549	7
13	228	Fraser Collins	Reynard SF78 FF2000	2:14.359	1:00.874	24:39.212	2:53.779	5
NOT CLASSIFIED IN CLASS C1				Classification Limit (75% of 8 laps) = 6 laps				
DNC	233	Ben Atkinson-Willes	Reynard SF79 FF2000	4 laps		12:19.475	2:50.149	2

Class = D

Pos	Nbr	Name	Car	Gap	Diff	Total time	Fastest	In
1	69	Martyn Donn	Lola T760 F. Atlantic	-- 8 laps --		21:24.661	2:38.601	7
2	64	Falk Künster	GRD 374 F3	15.007	15.007	21:39.668	2:40.571	3
3	120	Anders Hedensjö	Ralt RT1 F. Atlantic	23.607	8.600	21:48.268	2:40.933	3
4	104	Bruno Huber	Argo JM1 F3	46.288	22.681	22:10.949	2:44.930	3
5	86	Henk Bökenkamp	March SV79	1:06.389	20.101	22:31.050	2:45.629	8
6	138	Peter Prause	Ensign F3	2:03.013	56.624	23:27.674	2:51.971	5
7	98	Lance Carwardine	Jane Brabham F2	2:12.980	9.967	23:37.641	2:52.656	7
8	77	James Kelly	Ensign LN F3	-- 7 laps --		20:17.670	2:49.396	4
9	95	Pieter Boel	Lola MK5A FJr.	2:22.017	2:22.017	22:39.687	3:10.208	6
10	63	Henry Oosterbaan	Alton Holden Tasman	3:14.974	52.957	23:32.644	3:13.192	7
11	87	Brian Searles	Lotus 20/22 FJr.	4:26.417	1:11.443	24:44.087	3:23.975	7
NOT CLASSIFIED IN CLASS D				Classification Limit (75% of 8 laps) = 6 laps				
DNC	85	Neil McCrudden	Macon F2	4 laps		12:37.627	2:54.412	2
DNC	78	Frank Grooz	March SV79	0 laps				0

Class = D1

Pos	Nbr	Name	Car	Gap	Diff	Total time	Fastest	In
1	262	Graham Kiddy	Argo JM3 F3	-- 8 laps --		23:10.488	2:50.054	5



Fastest time : 2:38.601 in lap 7 by nbr. 69 : Martyn Donn (Lola T760 F. Atlantic)

Timekeeping by : RSTime by TimeService.nl

Publication-time

Results and Laptimes : www.raceresults.nu

Time Printed :

Clerk of the Course Hans Schnock	Steward	Timekeeper  Harald Roelse	
Page 2 of 2	Results remain provisional pending technical examination and decisions from the stewards of the meeting		