

Historischer Börde Grand-Prix

VFV Gruppe A-S-X-O - Wertungslauf 2

20 - 21 July 2013
Oschersleben - 3667 mtr.

Pl.	Nr.	Name / Team Name	Fahrzeug	Ref.time	1	2	3	4	5	6	7	8	9	10	Points
1	O 10	Michael Schäfer		1:54.433	2:01.283	1:54.433	1:54.417	1:55.168	1:54.520	1:55.892	1:54.216	1:58.566	1:53.249	1:54.432	82
					0	0	1	73	8	0	0	0	0	0	
2	X 31	Hans Peter Reusser	Suzuki Wankel	1:55.212	1:59.867	1:55.212	1:54.669	1:54.906	1:55.038	1:55.323	1:54.436	1:57.414	1:53.067	1:54.301	101
					0	0	54	30	17	0	0	0	0	0	
3	O 44	Dietmar Laqua	Honda Bakker	1:54.562	2:01.601	1:54.562	1:54.314	1:55.325	1:54.599	1:55.864	1:54.996	1:55.241	1:52.492	1:53.230	103
					0	0	24	76	3	0	0	0	0	0	
4	X 15	Gerhard Kahl	Honda Rickman CB 750 CR1	2:05.303	2:12.772	2:05.303	2:05.562	2:05.438	2:04.590	2:04.131	2:08.468	2:03.679	2:02.960		109
					0	0	25	13	71	0	0	0	0		
5	X 20	Berthold Versteegen	Laverda 1000	2:05.283	2:11.798	2:05.283	2:06.342	2:05.579	2:04.522	2:04.081	2:05.275	2:02.513	2:02.998	2:02.182	210
					0	0	105	29	76	0	0	0	0	0	
6	O 22	Dirk Fricke	Suzuki AMC GS 1000	1:55.598	2:02.657	1:55.598	1:55.446	1:56.408	1:57.440	1:56.912	1:57.051	1:56.836	1:58.623	1:55.738	280
					0	0	15	81	184	0	0	0	0	0	
7	X 69	Bernd Kraus	BMW R 100 RS	2:01.917	2:10.614	2:01.917	2:01.947	2:00.746	2:00.245	2:01.113	1:58.919	1:58.257	2:00.720	1:57.673	287
					0	0	3	117	167	0	0	0	0	0	
8	O 08	Jens Kapfer	Ducati TT F2	1:56.952	2:03.637	1:56.952	1:56.358	1:56.688	1:59.069	1:58.335	1:58.527	1:57.163	1:57.874	1:57.802	296
					0	0	59	26	211	0	0	0	0	0	
9	O 39	Markus Kurz	Suzuki GSX1100	2:23.120	2:35.628	2:23.120	2:23.647	2:23.458	2:25.314	2:04.326	2:05.294	2:04.984	2:04.702		304
					0	0	52	33	219	0	0	0	0		
10	S 48	Paul Stanick	Yamaha TZ 350	1:56.425	2:06.302	1:56.425	1:56.981	1:54.325	1:56.013	1:53.487	1:55.263	1:54.489	1:56.495	1:54.729	306
					0	0	55	210	41	0	0	0	0	0	
11	O 72	Jörg Schomburg	Yamaha RD 350 LC	2:12.858	2:20.797	2:12.858	2:13.523	2:13.778	2:11.352	2:08.856	2:07.134	2:06.698	2:07.040		308
					0	0	66	92	150	0	0	0	0		
12	O 32	Andreas Grünwald	Honda CBX 550	2:25.808	2:31.692	2:25.808	2:25.067	2:23.933	2:25.093	2:23.035	2:23.609	2:24.651			332
					0	0	74	187	71	0	0	0			
13	O 58	Horst Scherer	Suzuki GSX1100	1:56.262	2:07.192	1:56.262	1:58.590	1:57.111	1:56.512	1:56.680	1:56.287	1:55.339	1:55.139	1:58.610	341
					0	0	232	84	25	0	0	0	0	0	
14	S 02	Walter Mees	Shepherd Yamaha TZ	1:59.696	2:07.175	1:59.696	1:58.092	1:58.456	1:59.101	1:57.502	1:55.405	1:58.705	1:56.990	1:57.932	343
					0	0	160	124	59	0	0	0	0	0	


Schnellste Runde : 1:51.570 in Runde 8 duch nr. X 07 : Karlheinz Bartels (Suzuki)

Zeitnahme durch :

Aushangzeit

Ergebnisse und Rundenzeiten : www.raceresults.nu

Ausdruckzeit :

Rennleiter Peter Lux	Steward	Zeitmessung Sanne van der Meer - timeservice.nl	
Seite 1 von 3	Die Ergebnisse sind vorläufig, vorbehaltlich der technischen Nachuntersuchung		

Historischer Börde Grand-Prix

20 - 21 July 2013

Oschersleben - 3667 mtr.

VFV Gruppe A-S-X-O - Wertungslauf 2

15	X 46	Olaf Breitingner	Ducati 900 S2	2:15.541	2:26.876	2:15.541	2:14.290	2:17.133	2:16.460	2:15.271	2:14.329	2:14.109	2:13.767		375
					0	0	125	159	91	0	0	0	0		
16	X 07	Karlheinz Bartels	Suzuki GS 750	1:52.447	1:55.699	1:52.447	1:53.200	1:54.374	1:53.534	1:55.354	1:53.907	1:51.570	1:53.308	1:51.635	375
					0	0	75	192	108	0	0	0	0	0	
17	O 13	Bernd Schmidt	Yamaha RD 250 LC	2:30.307	2:38.593	2:30.307	2:31.712	2:31.689	2:29.301	2:29.171	2:29.231	2:27.213			378
					0	0	140	138	100	0	0	0			
18	X 70	Rene Silveira	Honda CB 750	2:12.112	2:20.513	2:12.112	2:13.673	2:13.756	2:11.415	2:08.797	2:06.962	2:06.690	2:06.485		389
					0	0	156	164	69	0	0	0	0		
19	O 40	Jörg Scherer	Suzuki GSX1100	1:53.522	1:57.438	1:53.522	1:54.061	1:54.513	1:55.913	1:56.334	1:55.682	1:56.633	1:54.327	1:53.776	391
					0	0	53	99	239	0	0	0	0	0	
20	O 12	Wolfgang Saul	Ducati TT Formel 2	2:00.587	2:05.736	2:00.587	1:58.178	1:59.355	2:00.275	1:59.446	1:58.664	1:58.043	1:56.712	1:55.993	394
					0	0	240	123	31	0	0	0	0	0	
21	X 50	Jaroslav Jancik	Kawasaki Z 900	2:08.295	2:12.414	2:08.295	2:08.142	2:07.019	2:05.734	2:05.843	2:04.904	2:04.096	2:03.590		398
					0	0	15	127	256	0	0	0	0		
22	O 91	Kai Hebermehl	Honda CB1100F	2:12.181	2:21.394	2:12.181	2:11.598	2:15.776	2:12.238	2:09.259	2:07.293	2:07.543	2:09.037		422
					0	0	58	359	5	0	0	0	0		
23	X 48	Fredi Stein	Kawasaki Bakker	1:53.351	1:59.211	1:53.351	1:53.906	1:54.155	1:56.428	1:55.730	1:55.843	1:55.801	1:53.107	1:52.723	442
					0	0	55	80	307	0	0	0	0	0	
24	X 45	Wolfgang Gläser	Honda CB 750	2:27.621	2:35.346	2:27.621	2:28.571	2:28.563	2:25.073	2:26.377	2:22.791	2:23.921			443
					0	0	95	94	254	0	0	0			
25	S 1	Uli Pouten		1:55.853	2:04.122	1:55.853	1:54.536	1:56.575	1:53.394	1:51.983	1:52.127	1:52.077	1:55.666	1:53.858	448
					0	0	131	72	245	0	0	0	0	0	
26	X 30	Torsten Beck	Triumph Trident	1:59.948	2:09.467	1:59.948	1:57.250	1:58.409	2:00.256	1:59.174	2:00.846	1:58.504	1:59.013	1:56.829	452
					0	0	269	153	30	0	0	0	0	0	
27	X 40	Olaf Rzepka	Kawasaki Z650	2:12.234	2:20.343	2:12.234	2:13.878	2:14.096	2:13.635	2:12.332	2:10.823	2:09.714	2:12.073		490
					0	0	164	186	140	0	0	0	0		
28	S 22	Wolfgang Reichert	Yamaha TZ 350	1:58.774	2:03.392	1:58.774	2:01.092	1:59.634	2:00.640	2:00.389	2:00.086	1:59.630	1:58.865	1:59.693	503
					0	0	231	86	186	0	0	0	0	0	


Schnellste Runde : 1:51.570 in Runde 8 durch nr. X 07 : Karlheinz Bartels (Suzuki)

Zeitnahme durch :

Aushangzeit

Ergebnisse und Rundenzeiten : www.raceresults.nu

Ausdruckzeit :

Rennleiter	Steward	Zeitmessung	
Peter Lux		Sanne van der Meer - timeservice.nl	
Seite 2 von 3	Die Ergebnisse sind vorläufig, vorbehaltlich der technischen Nachuntersuchung		

Historischer Börde Grand-Prix

20 - 21 July 2013

Oschersleben - 3667 mtr.

VFV Gruppe A-S-X-O - Wertungslauf 2

29	O 46	Flavio Laus	Honda CX 500 E	1:58.495	2:05.058	1:58.495	1:57.277	1:56.343	1:56.625	1:58.162	1:57.708	1:57.134	1:58.372	1:58.177	523
					0	0	121	215	187	0	0	0	0	0	
30	A 55	Thomas Fiege	Honda RS 125	2:06.178	2:14.771	2:06.178	2:03.005	2:05.650	2:04.632	2:03.961	2:04.899	2:02.512	1:58.840	2:01.357	523
					0	0	317	52	154	0	0	0	0	0	
31	O 51	Reiner Neumann	Honda CB1100	2:00.236	2:10.992	2:00.236	1:58.067	1:58.896	1:57.919	2:00.399	1:56.086	1:58.328	1:57.069	1:55.166	581
					0	0	216	134	231	0	0	0	0	0	
32	O 57	Horst Quint	Kawasaki GPZ 750	1:58.536	2:03.745	1:58.536	2:01.386	1:59.351	2:01.149	2:01.126	2:00.176	2:01.542	1:58.395	1:59.535	627
					0	0	285	81	261	0	0	0	0	0	
33	O 17	Klaus-Michael Kniese	Harris F 1	1:53.313	1:58.680	1:53.313	1:54.027	1:54.569	1:57.863	1:56.998	1:54.409	1:56.871	1:52.749	1:53.754	651
					0	0	71	125	455	0	0	0	0	0	
34	O 80	Dieter Nagel	Ducati Pantah	1:58.213	2:05.667	1:58.213	1:59.761	1:59.569	2:02.052	2:00.935	1:59.331	2:02.169	1:57.494	1:58.729	672
					0	0	154	135	383	0	0	0	0	0	
35	O 43	Mandy Marquardt	Yamaha RD	2:25.137	2:37.322	2:25.137	2:28.679	2:28.528	2:25.092	2:26.403	2:22.927	2:23.660			697
					0	0	354	339	4	0	0	0			
36	O 65	Roger Reising	Ducati Pantah 600 F2	2:15.617	2:24.418	2:15.617	2:16.329	2:16.321	2:21.214	2:17.354	2:18.226	2:17.998	2:18.591		700
					0	0	71	70	559	0	0	0	0		
37	O 09	Horst Schneider	Ducati Pantah	2:16.979	2:25.365	2:16.979	2:18.198	2:20.172	2:19.941	2:18.575	2:17.305	2:17.912	2:20.124		736
					0	0	121	319	296	0	0	0	0		
38	O 53	Heinrich Weber	Yamaha XJ 550	2:17.458	2:26.304	2:17.458	2:15.571	2:15.415	2:12.014	2:10.967	2:10.032	2:09.583	2:10.024		936
					0	0	188	204	544	0	0	0	0		
39	O 15	Andreas Lünse	Yamaha RD 250	2:20.007	2:33.088	2:20.007	2:17.532	2:16.588	2:15.582	2:16.625	2:14.936	2:13.357	2:12.726		1030
					0	0	247	341	442	0	0	0	0		
40	S 7	Startnummer S 7		2:09.038	2:20.665	2:09.038	2:08.526	2:04.957	2:02.704	2:00.671	2:02.025	1:57.368	1:57.149	1:57.112	1092
					0	0	51	408	633	0	0	0	0	0	


Schnellste Runde : 1:51.570 in Runde 8 duch nr. X 07 : Karlheinz Bartels (Suzuki)

Zeitnahme durch :

Aushangzeit

Ergebnisse und Rundenzeiten : www.raceresults.nu

Ausdruckzeit :

Rennleiter	Steward	Zeitmessung	
Peter Lux		Sanne van der Meer - timeservice.nl	
Seite 3 von 3	Die Ergebnisse sind vorläufig, vorbehaltlich der technischen Nachuntersuchung		